

2011 INFORMATION GUIDE

The 2011 Detroit Tigers Information Guide is a production of the
Detroit Tigers Baseball Media Relations Department
Copyright 2011, Detroit Tigers, Inc.

Vice President, Communications: Ron Colangelo

Editor/Designer: Brian Britten

Assistant Editor/Designer: Rick Thompson

Editing/Layout Assistance: Aileen Villarreal

Special Thanks: Mike Smith, James Orr, Tom Moore and Giovanni Hernandez

Cover Design: Ignite Creative

Photo Credits: Mark Cunningham, Calvin Doctor, Steve Kovich, Joe Ranze,
Bill Sanders, Detroit News, National Baseball Hall of Fame, MLB Photos and Getty Images

Statistical Information: Elias Sports Bureau, STATS LLC, MLBAM and David Vincent

Printing: Johnston Lithograph, Inc., 11334 Hunt Street, Romulus, MI 48174

All information contained in this guide is correct as of January 28, 2011



TABLE OF CONTENTS

A Tribute to Sparky	4
History of Tigers RBI Champions	6
TIGERS EXECUTIVES AND FRONT OFFICE	
Staff, Front Office Directory	10
Executive Biographies	12
TIGERS MANAGER AND COACHING STAFF	
Manager and Coaches Biographies	44
TIGERS PLAYERS	
Player Biographies.....	55
How the 2011 Tigers Were Built.....	211
2010 TIGERS SEASON REVIEW	
Statistics, 2010 Tigers.....	214
Highs and Lows, 2010	215
Day-by-Day Results, 2010 Tigers	216
Fielding, 2010 Tigers	219
Tigers Club Statistics	220
Transactions, 2010 Tigers.....	221
TIGERS OPPONENTS	
American League Opponents	224
National League Opponents	231
Series Sweeps	
By Detroit	234
By Opponents	234
TIGERS HISTORY	
Year-by-Year Tigers Results	236
Home and Road Records, Tigers All-Time	237
National League, Detroit Club	
Year-by-Year Results	237
All-Time Roster.....	260
Won-Lost Records, by Game Number.....	238
Batting	
Year-by-Year Statistics	239
Yearly Club Leaders	242
100-or-More Runs Scored, Tigers with	250
200-or-More Hits, Tigers with	250
40-or-More Doubles, Tigers with	250
100-or-More RBI, Tigers with	250
20-or-More Home Runs, Tigers with	251
Pitching	
Year-by-Year Statistics	240
Yearly Club Leaders	246
20-or-More Wins, Tigers with	252
20-or-More Saves, Tigers with	252
200-or-More Strikeouts, Tigers with	252
Baserunning, Tigers with 20-or-More Stolen Bases	251
League Leaders, Tigers	252
Attendance History.....	253
Comerica Park Crowds	253
Managers, All-Time	254
Coaches, All-Time	255
Rosters, All-Time.....	255
Trades, All-Time Tigers	260
Opening Day Lineups	266
Last Time It Happened in a Game.....	269
TIGERS RECORDS	
Batting	
Individual Records.....	276
Team Records	278
Career Top 10s.....	294
Single-Season Top 10s.....	296
Single-Season Rookie Tops 10s	298
Baserunning	
Individual and Team Records	280
Pitching	
Individual Records.....	281
Team Records	282
Career Top 10s.....	295
Single-Season Top 10s.....	297
Single-Season Rookie Tops 10s	299
Fielding	
Individual Records	283
Team Records	284
Errorless Streaks.....	300
Club Miscellaneous Records	285
Comerica Park Records.....	286

TABLE OF CONTENTS



Tigers Single-Game Batting Feats.....	290
Low-Hit Games by Tigers	291
Low-Hit Games versus Tigers.....	292
Tigers Grand Slams, Lead-Off Home Runs and Walk-Off Home Runs.....	293
Games Played, Career Top 10s.....	300
ALL-STAR GAME HISTORY	
All-Star Games in Detroit	302
All-Star Game Selections.....	304
TIGERS POST-SEASON HISTORY	
Series Summaries.....	306
Batting	
Individual Records	321
Team Records	325
Pitching	
Individual Records	323
Team Records	326
Baserunning	
Team Records	327
Club Miscellaneous Records	327
Attendance History.....	327
Post-Season Home Runs	328
TIGERS IN THE HALL OF FAME	
Hall of Fame Tigers Biographies	330
TIGERS AWARD WINNERS	
Award Winners.....	338
MEDIA INFORMATION	
Media Guidelines	342
Radio and Television.....	343
Broadcasters.....	344
Media Relations Staff, Tigers.....	347
TIGERS PLAYER DEVELOPMENT AND SCOUTING	
Minor Leagues	
Affiliate Directory	350
Review of 2010.....	352
Player Development Awards	352
Instructors, Managers and Coaches	354
Trainers.....	374
Players.....	380
Scouting Directory.....	376
First-Year Player Draft, 2010	379
SPRING TRAINING INFORMATION	
Spring Training Information.....	440
2011 Tigers Spring Training Schedule.....	443
Attendance Records	444
Spring Statistics, 2010	446
COMERICA PARK INFORMATION	
Comerica Park Information.....	448
Moments in Comerica Park History	451
Ticket Information	452
TIGERS IN THE COMMUNITY	
Tigers in the Community.....	454
MISCELLANEOUS INFORMATION	
Tigers 2011 40-Man Roster	458
Tigers 2011 Non-Roster Invitees	460
2011 Spring Training Roster	461
City of Detroit Skyline	463
2011 Tigers Season Schedule	464

2011 INFORMATION BOXES

20-20 Club, Tigers	231	Home Runs, Tigers Monthly Leaders	373	Rookie Winning Ways	319
40-Year-Old Tigers to Hit a Home Run	51	Home Runs at Comerica Park	285	Rookies Piling up the Hits	206
All-Time Team, Tigers	237	Home Runs, Back-to-Back-to-Back	274	Saves, Tigers Monthly Record	289
Always A Tiger	334	Home Runs, Longest at Comerica Park	119	Social Media	195
Anderson's Legacy	335	How They Became the "Tigers"	358	Stars Among Stars	370
BBWAA, Detroit Chapter	346	Inside-the-Park Home Runs	111	Stearnes' Star Shines at Hall of Fame	331
Centering on Frustration	374	Instant Replay	232	Strikeouts, Tops by Tigers in ML Debut	218
Closing Time	219	Interleague Records	357	Thanks a Million, Tigers Fans	87
Comerica Park Firsts	245	Kaline Wins Batting Title at Age 20	332	Three Million Mark, Tigers Reach in 2008	327
Consecutive Games Played	238	Largest Series Crowds at Comerica Park	293	Tiger Stadium Final Facts	366
Consecutive Saves Converted by Tigers	187	Longest Streaks without a Loss	229	Tigers Catchers Stopping Running Game	50
Detroit Sports Broadcasters' Association	364	Michigan Sports Hall of Fame, Tigers in	233	Tigers Managers, Ten were Catchers	247
Detroit Tigers Olde English 'D'	339	Multi-Home Runs During the Post-Season	326	Tigers Picking-off the Opposition	123
Dimensional Dingers	348	Opening Day Blankings	375	Tigers Quadruple-Doubles	340
Dwight Lowry Man of the Year Award	368	Opening Day Trifecta	77	Tigers Triple Crown	53
First-Round Draft Picks, 1965-2010	230	Pre-Game Workout Schedule	170	Trammell, Whitaker Set AL Record	292
General Managers, Detroit Tigers	42	Presidents, Detroit Tigers Club	15	Two Million Tigers Fans	355
Grand Slams, First Home Run	376	Qualifications, League Statistical Titles	141	Walking Away a Winner, Playoffs	315
Grand Slams, Tigers Monthly Record	220	Qualifications, Rookie	160	Walking-Off with Three Wins	106
Hall of Fame Game, Tigers in	307	RBI in First Season with Tigers	338	Winning Streaks by Tigers Rookies	318
Harwell Enshrined in Cooperstown	333	Retired Tigers Uniform Numbers	241		
Hitting Streaks by Tigers Rookies	372	Roberto Clemente Award	378		



A TRIBUTE TO SPARKY

GEORGE "SPARKY" ANDERSON

FEBRUARY 22, 1934 - NOVEMBER 4, 2010

The Detroit Tigers family suffered a great loss with the passing of Hall of Fame manager Sparky Anderson on November 4, 2010. Anderson managed at the major league level for 26 seasons, including 17 with the Tigers from 1979-95. He recorded 1,331 victories as the Tigers manager, the most in franchise history, and led the club to a World Series title during the 1984 season.

Anderson played professionally for 11 seasons as an infielder in the Brooklyn Dodgers, Los Angeles Dodgers, Philadelphia Phillies, Cleveland Indians, Milwaukee Braves and Washington Senators organizations. He played at the major league level for one season, seeing action in 152 games with the Phillies during the 1959 season. He retired as a player following the 1963 season and began his managerial career at the helm of the Triple A Toronto Maple Leafs in the International League. He managed pennant-winning clubs at Single A and Double A each of the next four seasons before being hired as the third base coach for the San Diego Padres during their inaugural 1969 season.

Following his one season as a coach at the major league level, the Cincinnati Reds tabbed Anderson as their manager on October 8, 1969. At 36 years old when the 1970 season began, he was the youngest manager in the major leagues at the time and a relative unknown. He wasted little time making a name for himself, guiding the Reds to 102 victories and a trip to the World Series. He led the Big Red Machine to the World Series four times during his nine seasons at the helm, winning back-to-back World Series titles in 1975 and 1976.

Anderson managed the Reds through the 1978 season and began the final chapter of his managerial career as the manager of the Detroit Tigers during the 1979 season. Unlike the star-laden clubs he guided in Cincinnati, his Detroit club was full of young players who had yet to make a name for themselves at the major league level. His 1979 roster included Kirk Gibson, Jack Morris, Lance Parrish, Dan Petry, Alan Trammell and Lou Whitaker.

The core group of players learned the game under his guidance and in 1984 put together one of the greatest seasons in franchise history. The 1984 club posted a 35-5 record in the first 40 games and led the American League East from start to finish. The Tigers swept the Kansas City Royals in the American League Championship Series and then defeated the San Diego Padres in five games to claim Detroit's first World Series title since 1968.






The Tigers went on to make the playoffs again in 1987 with Anderson at the helm and he remains the franchise's all-time leader in games managed (2,579) and wins (1,331). He was twice named American League Manager of the Year (1984, 1987) and was also the first manager in major league history to win 100-or-more games in a season in both leagues and the first manager to win a World Series title in both leagues. He was inducted into the National Baseball Hall of Fame in 2000.

In addition to his 17 seasons as the Tigers manager, he left a lasting impact on the community through CATCH, a children's charity he founded in 1987. CATCH raises funds to provide a current and future source of revenue to help improve the quality of life for sick, injured and at-risk pediatric patients who receive care from Children's Hospital of Michigan and Henry Ford Hospital.

On January 22, 2011, the Tigers announced that the club will retire Anderson's number 11 during a ceremony during the 2011 season. His number will be the sixth retired by the Tigers, joining Charlie Gehringer, Hank Greenberg, Willie Horton, Al Kaline and Hal Newhouser in receiving the honor.

Additionally, the Tigers will wear a patch bearing his name and number throughout the spring and regular seasons and a commemorative flag will be raised at Comerica Park on Opening Day.

Anderson is survived by his wife, Carol, daughter, Shirley Engelbrecht and sons, Lee and Albert.





HISTORY OF TIGERS RBI CHAMPIONS



CABRERA BECOMES FIRST TIGERS RBI CHAMPION SINCE 1992

Miguel Cabrera enjoyed a tremendous season at the plate in 2010, finishing the season with a .328 batting average, 45 doubles, 38 home runs and 126 RBI. He led the American League with the 126 RBI to become the first Tigers player to do so since Cecil Fielder led the league with 124 RBI during the 1992 season.

In addition to leading the league in RBI, he also led the league with a .420 on-base percentage and 32 intentional walks, while he finished second with a .328 batting average, .622 slugging percentage, 341 total bases, 84 extra-base hits and an RBI once every 4.3 at-bats. He joined Hank Greenberg as the only player in Tigers history to finish with at least 45 doubles, 35 home runs and 120 RBI during a single season. Greenberg accomplished the feat in 1935, 1937 and 1940.

The 126 RBI marked the seventh consecutive season Cabrera has reached triple digits in RBI, joining Alex Rodriguez (13 straight), Albert Pujols (10 straight) and Mark Teixeira (seven straight) as the only major league players with active streaks of seven-or-more seasons.

Cabrera is the eighth player in franchise history to lead the American League in RBI, joining a group that includes multiple Hall of Famers and legendary sluggers from across more than a century of Tigers baseball.

COBB RECORDS FOUR RBI TITLES IN FIVE SEASONS FROM 1907-11

Hall of Famer and legendary Tigers outfielder Ty Cobb is best known for his batting titles and baserunning, but his potent bat delivered four RBI titles in five seasons from 1907-11. While he is the Tigers all-time leader in batting average, hits and stolen bases, he also is the all-time leader with 1,828 RBI. He recorded seven seasons with 100-or-more RBI during his Tigers career.

He won three consecutive RBI titles from 1907-09, topping the league with 116 RBI in 1907, 108 RBI in 1908 and 107 RBI in 1909. He finished second in the league in 1910 with 91 RBI, trailing teammate Sam Crawford who paced the American League with 120 RBI. He surged back to the top of the leaders in 1911 with a career-high 144 RBI.

Cobb topped 100 RBI three more times during his career, recording 102 RBI in 1917, 101 RBI in 1921 and 102 RBI in 1925, but never topped the league after claiming his fourth title in 1911.



CRAWFORD COLLECTS THREE RBI TITLES

Sam Crawford was another potent bat in the Tigers lineup during the early years of the 20th century. He teamed with Ty Cobb to provide a potent punch at the top of the Tigers lineup and joined Cobb among the Tigers RBI champions.

Crawford finished second to Cobb with 80 RBI in 1908 and 97 RBI in 1909, but broke through to lead the league with 120 RBI in 1910. He finished second again with 115 RBI in 1911 and 109 RBI in 1912 before returning to the top of the American League with back-to-back RBI titles in 1914 and 1915. He posted 104 RBI in 1914 to lead the league and then posted 115 RBI in 1915 to tie teammate Bobby Veach for the league lead and his third career RBI title.

He finished in the top 10 in RBI among American League players 13 times during his 15 seasons with the Tigers. He finished his Tigers career with 1,264 RBI, fifth-most in franchise history.



VEACH CONTINUES TIGERS RBI DOMINANCE

Bobby Veach joined the group of Tigers RBI champions with 115 RBI during the 1915 season, which matched teammate Sam Crawford for the league lead. He finished third in the league with 91 RBI in 1916, but surged ahead to lead the league with 103 RBI in 1917 and again with 78 RBI in 1918.

Veach nearly claimed a third consecutive title, finishing second with 101 RBI in 1919. He posted his three highest career RBI totals in seasons where he did not lead the league. He posted 113 RBI in 1920, but finished seventh in the league. He followed up with a career-best 128 RBI in 1921, but finished fourth. He nearly matched the career best the next season as he posted 126 RBI, but finished second to Ken Williams of the St. Louis Browns with 155 RBI.


He finished his Tigers career with 1,042 RBI, 10th in franchise history.

GREENBERG POSTS FOUR RBI TITLES AND SETS CLUB RECORD

Following a stretch that saw the Tigers record nine RBI titles in 11 seasons from 1907-18, the club went 17 seasons without an RBI title until Hank Greenberg led the league with 170 RBI during the 1935 season to lead the American League.

Greenberg set a club record with the 170 RBI in 1935 and surpassed that record to win his next RBI title with 183 RBI during the 1937 season. He would add another league title with 150 RBI in 1940 before missing time due to a four-year stint in the Army during World War II. He returned from military service in July, 1945 and helped lead the Tigers to a World Series title. Greenberg again led the league with 127 RBI during the 1946 season, the last of his four career RBI titles.

Greenberg played 12 seasons with the Tigers and totaled 1,202 RBI during his Tigers career, which remains sixth-most in franchise history. He leads all players in club history with one RBI every 3.99 at-bats and he topped 100 RBI seven times during his Tigers career.



YORK LEADS THE AMERICAN LEAGUE WITH 118 RBI IN 1943

Rudy York was another slugger in the Tigers lineup during the Greenberg and Gehring era. He posted remarkable numbers as a rookie catcher with the Tigers in 1937, belting 35 home runs and collecting 103 RBI in just 104 games. He collected over 100 RBI in five of his first seven full seasons with the Tigers, finishing in the top 10 among American League players five times during that span.


He collected 118 RBI during the 1943 season to earn the lone RBI title of his career. York finished second in the league one time during his career, posting a career-best 134 RBI during the 1940 season, but trailed teammate Hank Greenberg with a league-best 150 RBI.

York averaged 104 RBI in his nine full seasons with the Tigers and remains third all-time with an RBI once every 5.00 at-bats during his time with the Tigers.

BOONE WINS AMERICAN LEAGUE RBI TITLE IN 1955

Ray Boone spent just four full seasons and parts of two others with the Tigers, but enjoyed his two top RBI seasons during that span. The Tigers acquired Boone from the Cleveland Indians during the 1953 season and Boone proceeded to collect 93 RBI in 101 games down the stretch to finish the season with a career-high 114 RBI. The 114 RBI ranked third in the American League, a prelude to the 1955 season when Boone collected 116 RBI to lead the American League for the only time during his career.

Boone finished in the top 10 in RBI a total of three times during his career, all three with the Detroit Tigers as he finished 10th in 1954 with 85 RBI. He collected 460 RBI during his 683 games with the Tigers.






TIGERS RBI CHAMPIONS

FIELDER RETURNS FROM JAPAN TO WIN RBI TITLE IN 1990

Cecil Fielder was signed by the Tigers as a free agent prior to the 1990 season after spending the 1989 season playing in Japan. He belted 51 home runs and collected 132 RBI in his first season with the Tigers to lead the American League in both categories. His RBI title snapped a streak of 34 seasons without a Tigers player leading the league in RBI, the longest such drought in franchise history.

Fielder followed up his 1990 RBI title by collecting a career-best 133 RBI in 1991 to again lead the league. He finished with 124 RBI in 1992 to lead the league and become the first Tigers player since Ty Cobb in 1907-09 to lead the league in RBI in three consecutive seasons.

Fielder collected 875 RBI in 1,142 games with the Tigers during his career and ranks second in franchise history with an RBI once every 4.85 at-bats.



TIGERS RBI CHAMPIONS

Year	Player	AVG	G	AB	R	H	TB	2B	3B	HR	RBI	BB	OBP	SLG
1907	Ty Cobb	.350	150	605	97	212	286	29	15	5	116	24	.380	.473
1908	Ty Cobb	.324	150	581	88	188	276	36	20	4	108	34	.367	.475
1909	Ty Cobb	.377	156	573	116	216	296	33	10	9	107	48	.431	.517
1910	Sam Crawford	.289	154	588	83	170	249	26	19	5	120	37	.332	.423
1911	Ty Cobb	.420	146	591	147	248	367	47	24	8	144	44	.467	.621
1914	Sam Crawford	.314	157	582	74	183	281	22	26	8	104	69	.388	.483
1915	Sam Crawford	.299	156	612	81	183	264	31	19	4	112	66	.367	.431
1915	Bobby Veach	.313	152	569	81	178	247	40	10	3	112	68	.390	.434
1917	Bobby Veach	.319	154	571	79	182	261	31	12	8	103	61	.393	.457
1918	Bobby Veach	.279	127	499	59	139	195	21	13	3	78	35	.331	.391
1935	Hank Greenberg	.328	152	619	121	203	389	46	16	36	170	87	.411	.628
1937	Hank Greenberg	.337	154	594	137	200	397	49	14	40	183	102	.436	.668
1940	Hank Greenberg	.340	148	573	129	195	384	50	8	41	150	93	.433	.670
1943	Rudy York	.271	155	571	90	155	301	22	11	34	118	84	.366	.527
1946	Hank Greenberg	.277	142	523	91	145	316	29	5	44	127	80	.373	.604
1955	Ray Boone	.284	135	500	61	142	238	22	7	20	116	50	.346	.476
1990	Cecil Fielder	.277	159	573	104	159	339	25	1	51	132	90	.377	.592
1991	Cecil Fielder	.261	162	624	102	163	320	25	0	44	133	78	.347	.513
1992	Cecil Fielder	.244	155	594	80	145	272	22	0	35	124	73	.325	.458
2010	Miguel Cabrera	.328	150	548	111	180	341	45	1	38	126	89	.420	.622

TIGERS FRONT OFFICE





TIGERS ORGANIZATION DIRECTORY

DETROIT TIGERS, INC.

Comerica Park
2100 Woodward Ave.
Detroit, MI 48201

Phone: (313) 471-2000 / Fax: (313) 471-2138

tigers.com / [facebook.com/tigers](https://www.facebook.com/tigers) / [@Official_Tigers](https://twitter.com/Official_Tigers) / [@TigresdeDetroit](https://twitter.com/TigresdeDetroit)

Owner/Director.....	Michael Ilitch
Executive Office	
President, Chief Executive Officer & General Manager	David Dombrowski
Senior Vice President, Business Operations	Duane McLean
Senior Vice President	Jim Devellano
Vice President/Assistant General Manager	Al Avila
Vice President, Amateur Scouting/Special Assistant to the General Manager	David Chadd
Vice President, Communications	Ron Colangelo
Vice President, Corporate Partnerships & Ticket Sales	Steve Harms
Vice President, Park Operations	Michael Healy
Vice President	Charles P. Jones
Vice President, Community & Public Affairs	Elaine Lewis
Vice President, Suite Sales & Service	Scot Pett
Vice President, Finance & Administration, Chief Financial Officer	Stephen Quinn
Vice President, Player Personnel	Scott Reid
Vice President, Baseball Legal Counsel	John Westhoff
Vice President, Marketing	Ellen Hill Zeringue
Special Assistant to the President	Willie Horton
Special Assistant to the President	Al Kaline
Executive Assistant to the President, Chief Executive Officer & General Manager	Marty Lyon
Executive Assistant to the Senior Vice President, Business Operations	Peggy Thompson
Executive Assistant to the VP/Assistant GM & VP, Baseball Legal Counsel	Eileen Surma
Administrative/Accounting Assistant	Tracy Rice
Public Affairs Administrative Assistant	Donna Bernardo
Baseball Operations	
Director, Minor League Operations	Dan Lunetta
Director, Player Development	Mike Rojas
Director, Amateur Scouting	Scott Pleis
Director, Baseball Operations	Mike Smith
Director, Minor League and Scouting Administration	Cheryl Evans
Director, International Operations	Tom Moore
Director, Latin American Scouting	Miguel Garcia
Director, Latin American Player Development	Manny Crespo
Director, Dominican Republic Operations	Ramon Perez
Special Assistant to the General Manager	Dick Egan
Assistant Director, Amateur Scouting	James Orr
Minor League Operations Coordinator	Avi Becher
Scouting Assistant, International Operations	Giovanni Hernandez
Minor League Operations Administrative Assistant	Marilyn Acevedo
Director, Team Travel	Tyson Steele
Advisor, Team Travel	Bill Brown
Corporate Sales, Suite Sales and Fantasy Camps	
Senior Director, Corporate Sales	Kurt Buhler
Corporate Sales Manager	Zach Wagner
Sponsorship Services Manager/Assistant Counsel	Amy Peterson
Sponsorship Services Coordinator	Ashley Ransey
Director, Fantasy Camps	Jerry Lewis
Suite Sales & Services Account Managers	Dan Griesbaum, Jeff Sanders
Suite Sales & Services Coordinator	Maggie Brookens
Finance and Administration	
Senior Director, Finance	Kelli Kollman
Director, Purchasing and Supplier Diversity	DeAndre Berry
Accounting Manager	Sheila Robine
Financial Analyst	Kristin Jorgensen
Accounts Payable Coordinator	Debbi Sword
Accounts Receivable Coordinator	Sharon Szkarlat
Senior Director, Human Resources	Karen Gruca
Director, Payroll Administration	Maureen Kraatz
Payroll Administrator	Mark Cebelak
Human Resources Coordinator	Judy Merpi
Payroll Coordinator	Stephanie Jenkins
Internal Audit Manager	Candice Lentz
Authentic Manager	Marc Himmelstein
Director, Information Technology	Scott Wruble
LAN Administrator	Phil Reuter
Technology Specialist	Bethany Grzegorzczuk
Mail Services Coordinator	Paul Kustra
Switchboard Operator	Janet Ware



Marketing and Promotions/In-Game Entertainment

Director, Marketing.....Ron Wade
 Director, Promotions & In-Game EntertainmentEli Bayless
 Promotions Coordinator.....Jared Karner

Media Relations and Broadcasting

Director, Baseball Media Relations.....Brian Britten
 Manager, Baseball Media Relations.....Rick Thompson
 Baseball Media Relations Coordinator.....Aileen Villarreal
 Director, Broadcasting.....Molly Betensley

Park Operations

Director, Park Operations.....Brian Skipinski
 Head Groundskeeper.....Heather Nabozny
 Assistant Groundskeeper.....Gail DeGennaro
 Senior Manager, Park Operations.....Ed Goward
 Manager, Event & Guest Services.....Jill Baran
 Park Operations Manager.....Allan Carisse
 Scoreboard Operations Manager.....Robb Wilson
 Security Manager.....Gary Dobrowski
 Event Services Coordinator.....Rofeal Daniels
 Administrative Coordinator.....Eryka Cheatham
 Park Operations Coordinators.....Kiril Bayoff, Laurie Clayton, Brandon Weingartz
 Ballpark Operations Assistants.....Frank Azzopardi, Wesley Easley, Michael Graham,
 Dan Rucinski, Terry Spangler, Joe Wenzel

Ballpark Electricians.....Al Nesbitt, Kleat Pappas, Ron Stone
 Housekeeping Supervisors.....Norman Chambers, Shunta Goodman

Public Affairs and Community Affairs

Director, Detroit Tigers Foundation.....Jordan Field
 Manager, Player Relations, Sports and Youth Programs.....Sam Abrams
 Manager, Community Affairs.....Alexandrea Thrubis
 Community Affairs Coordinator.....Kristen Joe
 Administrative Assistant.....Audrey Zielinski

Ticket Sales

Director, Ticket Sales.....Steve Fox
 Director, Group Sales.....Dwain Lewis
 Assistant Director, Ticket Sales.....Jeff Lutz
 Senior Account Executives.....Shaun Colburn, Jeremy Hostetter, Brad Lockwood
 Ticket Sales Coordinator.....Kevin Sucher
 Account Executives.....Corey Bell, Joe Clasman, Linsey Hood, Mike Ilitch, Jordan McKevey,
 Gary Neubert, Scott Rourke, Carolyn Shanks, Cheria Thomas, Trevor Tipton, Kate Walker

Ticket Services

Director, Ticket Services.....Grant Anderson
 Box Office Manager.....Jim Cleary
 Ticket Systems Administrator.....Adam Klein
 Box Office Administrator.....Tina Bell, Helen Boyce, Scott Calka,
 Rosa Chavez, Frank Cordova, Tom Friesmuth, Aubrey Topper

Training/Conditioning

Director, Medical Services/Head Athletic Trainer.....Kevin Rand
 Assistant Athletic Trainers.....Steve Carter, Doug Teter
 Strength and Conditioning Coordinator.....Javair Gillett
 Medical Services Coordinator.....Gwen Keating

Clubhouse

Manager, Tigers Clubhouse.....Jim Schmakel
 Assistant Manager, Visiting Clubhouse.....John Nelson
 Baseball Video Operations Coordinator.....Jeremy Kelch
 Baseball Video Operations Assistants.....Andy Bjornstad, Tim Janicki

Lakeland Operations

Director, Lakeland Operations.....Ron Myers
 General Manager.....Zach Burek
 Administration and Operations Manager.....Shannon Follett
 Group Sales Manager.....Dan Lauer
 Clubhouse Manager.....Robert Frutchey
 Receptionist.....Maria Walls
 Box Office Manager.....Ryan Eason
 Executive Chef.....Tom MacKinnon

Medical Staff

Team Physician (internal).....Michael Workings, M.D.
 Team Physician (E.A.P.).....Michael F. Boyle, D.O.
 Team Physician (orthopedic).....Stephen Lemos, M.D.
 Team Physician (Florida).....Louis Saco, M.D.
 Team Dentist.....Alan Grodin, D.D.S.
 Team Ophthalmologist.....David A. Gourwitz, O.D.

FRONT OFFICE



MICHAEL ILITCH

OWNER/DIRECTOR

A leader in the diverse fields of sports, entertainment and business development, Michael Ilitch enters his 19th full season as Owner/Director of the Detroit Tigers.

- Was a driving force behind the creation of the Tigers spectacular new home, Comerica Park, and contributed more than 60 percent of the financing for the \$300 million facility.
- Served a key role in designing the new ballpark, bringing years of entertainment experience to the efforts that resulted in many of the features that make Comerica Park unique.
- Ilitch's acquisition of the Tigers on August 26, 1992 was the culmination of a long association with the club that saw him originally sign a minor league player's contract with the organization in his early 20s.
- Ilitch's playing career was cut short due to a knee injury after his third season with the minor league club.
- Founded Little Caesars Pizza in 1959 with his wife, Marian...Little Caesars, which is one of the top international pizza chains with restaurants on five continents, celebrated its 50-year anniversary on May 8, 2009...in 2006, introduced a Little Caesars veterans program offering qualified honorably discharged and disabled veterans a Little Caesars franchise with significant reductions in fees.
- Committed to business ventures in their hometown of Detroit, the Ilitches purchased the Detroit Red Wings in 1982 and have built them into an elite NHL powerhouse with four Stanley Cup titles in the last 13 seasons.
- Also purchased Olympia Entertainment, the management company for Joe Louis Arena, the Fox Theatre and seven other venues.
- While many businesses were leaving Detroit's urban center, the Ilitches in 1987 purchased the neglected Fox Theatre, a 1928 landmark on the famous Woodward Avenue...with great effort, the building was restored to its original splendor and was reopened with 5,000 seats in November of 1988...it is now among the highest grossing theatres of its size worldwide.
- In 1989, the family further committed its efforts to reviving Detroit's downtown by relocating its suburban Little Caesars headquarters to the Fox Theatre's adjacent 10-story office building...in recent years, the area around the Fox and Comerica Park has seen significant development, including the Ilitch-owned City Theatre and Hockeytown Café.
- Created Olympia Development, L.L.C. to focus on projects in downtown Detroit...in 1999 Ilitch Holdings, Inc., was formed to provide the family's primary business interests in the food, sports and entertainment industries with professional services.
- Ilitch has received Presidential Citations from three separate United States Presidents -- Bill Clinton, George H.W. Bush and Ronald Reagan for feeding the hungry through his Love Kitchen.
- In 2003, Ilitch was inducted into the Hockey Hall of Fame...he was inducted into both the Michigan Sports Hall of Fame and U.S. Hockey Hall of Fame in 2004.
- Ilitch has been honored by many for his tireless efforts in Detroit and surrounding communities with many awards, including the Distinguished Martin Luther King, Jr. Community Service Award from the Michigan Department of Health for promoting and demonstrating exemplary performance in advancing principles of human rights, equality and positive social change and most recently received a Shining Light Regional Cooperation Award for exemplary regional leadership.
- In 2007, Ilitch was given the Secretary's Award, the highest honor given to a civilian by the United States Department of Veterans Affairs, for his Little Caesars Veterans Program to help veterans realize their dreams of owning a business.
- In 2008, Ilitch was rated the number one owner in professional sports by Turnkey Sports and Entertainment.
- In 2010, Ilitch was voted the most effective team owner in the NHL by a *Sports Business Journal* survey.



CHRISTOPHER ILITCH

**PRESIDENT & CEO,
ILITCH HOLDINGS, INC.**

Christopher Ilitch, president and CEO of Ilitch Holdings, Inc., directs the company that provides professional services to Little Caesar Enterprises Inc., Blue Line Foodservice Distribution, Detroit Red Wings, Detroit Tigers, Champion Foods, Olympia Entertainment, Olympia Development, Uptown Entertainment and the Little Caesars Pizza Kit Fundraising Program...total system-wide revenues for Ilitch companies was \$4.6 billion in 2010.

- During Christopher's tenure as president of Ilitch Holdings, Ilitch-owned companies have experienced over 229 percent growth in revenues from \$1.4 billion in 2000 to \$4.6 billion in 2010...Little Caesars Pizza has experienced tremendous growth and enjoys a presence throughout the United States and five continents ...similarly, Blue Line Foodservice Distribution has grown into one of the largest foodservice distributors in the United States and Canada.
- Has more than 23 years of experience and has held several leadership positions at various Ilitch companies, including group vice president at Little Caesars and president for Little Caesars Pizza Kit Fundraising Program.
- Christopher has been, and continues to be, a force in strategic planning for the future growth of all Ilitch-owned companies.
- Served on the host committee for the 2005 Major League Baseball All-Star Game at Comerica Park and Super Bowl XL at Ford Field in 2006 and served as co-chair of the host committee for the 2010 NCAA Men's Frozen Four ice hockey championships.
- Served as chairman of the hospitality committee for the 2009 NCAA Men's Final Four basketball tournament.
- Christopher is chairman of Ilitch Charities and is on the board of directors for the Detroit Economic Club.
- He is a board member and a member of the executive committee for the Detroit Regional Chamber and Business Leaders for Michigan.
- He is a past chairman of the Detroit Metro Convention and Visitors Bureau board of directors.
- Christopher is a member of the Detroit Chapter of the Young Presidents Organization.
- He serves as an NHL alternate governor.
- Christopher received the Moving Detroit Forward award from WJR and the Detroit Regional Chamber in 2009 for his commitment to making Detroit a better place in which to live.
- He graduated from the University of Michigan in 1987 with a bachelor's degree in business administration.
- He and his wife Kelle have three children.



DAVID DOMBROWSKI

**PRESIDENT, CEO
& GENERAL MANAGER**

In his 33rd season of professional baseball, David Dombrowski enters his 10th season with the Tigers after being named team president on November 5, 2001 and assuming the role of general manager on April 8, 2002.

- Named *Baseball America's* Executive of the Year in 2006 as the Tigers finished with a 95-67 record and advanced to the World Series for the first time since 1984.
- Prior to joining the Tigers, he served as the Florida Marlins president and general manager...named the Marlins first executive vice-president and general manager on September 19, 1991, and added the duties of president on March 1, 2000 as he became the third president in Marlins history.
- Was the architect of the 1997 World Series Champion Marlins...Florida became the fastest expansion club to claim a World Series title as the club was in just its fifth season.
- Florida became the first-ever expansion team to improve its record in each of its first five seasons under his guidance...the Marlins improved from sixth in the National League East in their inaugural season of 1993 (64-98, .395), to fifth in 1994 (51-64, .443), to fourth in 1995 (67-76, .469), to third in 1996 (80-82, .494) and to second in 1997 (92-70, .568).
- *USA Today* named the Marlins its Organization of the Year in 1998, an award presented to the team with the most and the best prospects.
- Previous to his appointment with the Marlins on September 19, 1991, he served nearly five seasons with the Montreal Expos...joined the Expos on December 5, 1986 as the director of minor league clubs before being promoted to assistant to the general manager on August 11, 1987...named vice-president/player personnel on July 5, 1988 and added general manager to his title prior to the 1990 season.
- Named the UPI Major League Executive of the Year in 1990 as Montreal finished third in the National League East with an 85-77 record.
- Montreal was twice honored as *Baseball America's* Organization of the Year (1988, 1990) during his tenure.
- At the time he took over the Expos in 1988, he became the youngest decision-maker in the major leagues at age 31...earned a reputation as an aggressive deal-maker as he completed 23 trades involving 62 players by the end of 1990.
- Began his career in professional baseball in January of 1978 with the Chicago White Sox as an administrative assistant in their minor league and scouting department...promoted to assistant director of player development in April of 1979...named the director of player development in February of 1981 before being promoted to assistant general manager under White Sox general manager Roland Hemond in November 1981...named Chicago's vice-president of baseball operations in December of 1985.
- Recognized as the Sports Executive of the Year at the 10th annual March of Dimes National Athletic Awards dinner on February 2, 1998 at the Fox Theatre in Detroit.
- Graduated from Western Michigan University in 1979 with a degree in business administration and was the recipient of Western Michigan University's Distinguished Alumni Award in 1998...also attended Cornell University for one year where he played football...graduated from Richards High School in Oak Lawn, Illinois.
- 54 years of age...he and his wife, Karie Ross, have a daughter, Darbi Rose (3/3/98) and a son, Landon Ronald (2/8/00).



DUANE MCLEAN

SENIOR VICE PRESIDENT, BUSINESS OPERATIONS

- Enters his eighth season with the organization after being named to his current position on November 19, 2003.
- Oversees all business operations for the club, including ticket, suite and sponsorship sales, fantasy camps, park operations, customer service, public and community affairs, marketing, broadcasting, communications, promotions and the box office.
 - Emphasizes family entertainment value, branding Tigers baseball at Comerica Park as Detroit's number one sports value.
 - Club has seen consistent growth in revenue-producing areas during his seven-year tenure with the Tigers, including consecutive seasons with attendance totals surpassing three million and a franchise-record setting 3,202,645 tickets sold in 2008.
 - Under his leadership, the Tigers have established all-time highs in sponsorship, suite, season ticket and group sales.
 - Prior to joining the Tigers, he spent five years with the Seattle Seahawks of the National Football League...joined the club as Vice President of Ticket Sales and Service in 1998 and was promoted to Senior Vice President of Sales and Marketing in 2000.
 - Oversaw all operational aspects of the Seahawks marketing, broadcasting, sponsorship sales, ticket sales, luxury suite sales, advertising and client services.
 - Served as project manager for the Seahawks on the 2002 New Stadium project and spearheaded the Seahawks new logo and uniform redesign.
 - Named one of *Sports Business Journal's* 40 under 40 in 2001, as one of the top sports executives under the age of 40.
 - Previously, McLean spent one season with the Detroit Lions (1997) as Executive Director of Ticket Sales and Ticket Services...while with the Lions, McLean oversaw the complete conversion and overhaul of the Lions ticket operation, resulting in Detroit's largest season ticket base in 17 years.
 - Prior to his stint with the Lions, McLean spent two seasons (1994-96) with the Houston Rockets of the NBA, where the Rockets, under his direction, had their largest season-ticket base in franchise history.
 - McLean started his career in the front office of the NBA's Detroit Pistons (1984-93) and also spent a season as Vice President of Ticket Sales for the International Hockey League's Chicago Wolves where the Wolves set the IHL record for paid attendance and led the league in season ticket sales and revenue.
 - Earned an undergraduate degree from the University of Wisconsin-Parkside and a master's degree in administrative leadership from the University of Oklahoma.
 - McLean and his wife, Susan, have three children, Jayme, Kayla, and Dayne...he is a native of Rochester Hills, Michigan.

FRONT OFFICE

DETROIT TIGERS CLUB PRESIDENTS

President	Years
James D. Burns	1901
Samuel F. Angus	1902-03
William H. Yawkey	1904-07
Frank J. Navin	1908-35
Walter O. Briggs Sr.	1936-52
Walter O. Briggs Jr.	1952-56
Frederick A. Knorr	1957
Harvey R. Hansen	1957-59
William O. DeWitt	1959-60
John E. Fetzer	1961-78
James A. Campbell	1978-90
Glenn E. "Bo" Schembechler	1990-92
Michael Ilitch	1992-95
John McHale Jr.	1995-2001
Michael Ilitch	2001
David Dombrowski	2001-present




JIM DEVELLANO

SENIOR VICE PRESIDENT

Named to his position by Tigers owner Michael Ilitch on June 7, 2001.

- Provides advice and expertise for the Tigers business and marketing operations.
- Is also senior vice president of the Detroit Red Wings, a position he has held with the team since July 1990.
- Serves the Red Wings as an alternate on the NHL's Board of Governors.
- Devellano was the first individual hired by owners Mike and Marian Ilitch after they purchased the Red Wings in June 1982...is currently in his 29th season with the Red Wings.
- Owns seven Stanley Cup rings (NY Islanders 1980-82, Red Wings 1997-98, 2002, 2008), as well as three Calder Cup rings with Adirondack in the American Hockey League, two Adams Cup rings in the Central Hockey League and a Riley Cup ring with Toledo in the East Coast Hockey League.
- Served as the general manager for the Red Wings for eight seasons...in his first draft as general manager, he tabbed Steve Yzerman in the 1983 Entry Draft who would become the cornerstone of the franchise...later served a second term as general manager for three seasons from 1994-97.
- Under his guidance, the Wings have been to 10 conference finals (1986-87, 1987-88, 1994-95, 1995-96, 1996-97, 1997-98, 2001-02, 2006-07, 2007-08, 2008-09) and six Stanley Cup finals (1994-95, 1996-97, 1997-98, 2001-02, 2007-08, 2008-09)...the team has also won six President's Trophies (1994-95, 1995-96, 2001-02, 2003-04, 2005-06, 2007-08), eight regular season Western Conference championships (1993-94, 1994-95, 1995-96, 2001-02, 2003-04, 2005-06, 2006-07, 2007-08) and 15 division championships (1987-88, 1988-89, 1991-92, 1993-94, 1994-95, 1995-96, 1998-99, 2000-01, 2001-02, 2002-03, 2003-04, 2005-06, 2006-07, 2007-08, 2008-09).
- Was one of the first NHL general managers to assemble a strong European scouting staff in 1984...resulted in the production of several Red Wings standouts including Russians Sergei Federov, Slava Kozlov and Vladimir Konstantinov as well as Nicklas Lidstrom and Tomas Holmstrom, who were discovered by Devellano's Swedish scouting staff.
- His lengthy tenure as head of hockey operations for the Red Wings is second only to the 35 years served by the late Jack Adams, the Wings legendary general manager credited with building the dynasty of the 1950s.
- Has been instrumental in many historic decisions in the NHL...brought the Entry Draft to the U.S. for the first time on June 13, 1987 at Joe Louis Arena...the NHL followed his suggestion for a new overtime format that includes skating four aside, one point for each team following a regulation tie and an additional point if a team wins in overtime.
- Joined former Red Wings coach Scotty Bowman as a scout with St. Louis in 1967 when the NHL expanded from six teams to 12...Devellano's strong recommendation would later lead to Bowman's hiring by the Wings.
- Joined the NY Islanders as a scout in 1972 and helped build a team that won four straight Stanley Cup titles from 1980-83...was general manager of the Islanders CHL farm club in Indianapolis before returning to New York in 1981 as the Islanders assistant general manager.
- Devellano is a shareholder and director of the Indianapolis Indians, the Triple A affiliate of the Pittsburgh Pirates in the International League.
- Inducted into the Michigan Sports Hall of Fame in 2006.
- Received the Lester Patrick Trophy in 2009, an award given annually in recognition of outstanding service to hockey in the United States.
- Devellano was inducted into the Hockey Hall of Fame on November 8, 2010.
- The 68-year-old Devellano resides in Detroit, Toronto and Sarasota, FL.



WILLIE HORTON

SPECIAL ASSISTANT TO THE PRESIDENT

The “hometown hero” and former Tigers great, who enjoys success in several outside ventures, returns to the Tigers as an executive advisor and special assistant to share in the future prosperity of a team and a game for which he carries an undying passion.

- Was named as special assistant to the president in January 2002...joins fellow former Tigers standout Al Kaline in this respected advisory role.
- Honored with The Order of Saint Maurice on June 14, 2006, the highest military honor to be given to civilians... he was the first athlete to receive the award.
- Received testimonial resolution for community leadership from the Detroit City Council on October 13, 2004... was also honored with the Spirit of Detroit Award by the Detroit City Council on July 21, 2004.
- Honored by Detroit Northwestern High School, his alma mater, when the school named their newly constructed baseball and softball diamonds as the Willie Horton Baseball and Softball Diamonds on August 6, 2004...the diamonds also feature a monument in his honor that was installed in 2005.
- Had his birthday, October 18, permanently designated as “Willie Horton Day” in the state of Michigan when Governor Jennifer Granholm signed House Bill 5200 on April 7, 2004.
- Named by Corp Magazine as one of Michigan’s most influential African-American business leaders in 2003.
- Named to the CATCH Hall of Fame on October 16, 2002 as a community leader.
- Joined the Tigers front office June 18, 2001 as part of a baseball committee created by owner Michael Ilitch.
- Was honored by the Tigers in having his jersey number 23 retired and a Comerica Park statue in his likeness unveiled on July 15, 2000.
- An 18-year veteran of major league baseball as an outfielder and later a designated hitter...played 14 of those seasons in Detroit after signing with the team at age 18 in 1961 following an outstanding baseball career at Detroit’s Northwestern High School.
- Produced nearly 2,000 hits, 325 home runs and maintained a .457 slugging percentage in his major league career...finished with 1,163 RBI, a .273 lifetime average and 2,028 games played.
- Voted as a starting outfielder for the 1965 all-star game...collected 104 RBI that season, second-most in the American League, and ranked sixth in the league with a .490 slugging percentage.
- Struggled with an ankle injury in 1967 but returned to the all-star game in 1968...capped the season by batting .304 with a home run and three RBI in the World Series as the Tigers took the World Championship.
- Threw out St. Louis’ Lou Brock at home plate during the Tigers 5-3 win in Game Five of the 1968 World Series.
- Tied a major league record with 11 putouts in left field on July 18, 1969 at Cleveland.
- Named to the all-star squad again in 1970 and 1973, hitting .305 and .316, respectively, and tallying 17 home runs in each of those seasons...named to seven all-star teams in his career, but played in only four due to injury.
- Received the 1975 American League “Outstanding Designated Hitter” award and was named the 1975 Tiger of the Year...hit .275 with 25 home runs in 1975, his first full season in the designated hitter role.
- Also earned league Designated Hitter and Comeback Player honors in 1979.
- Played for both Detroit and Texas in 1977, for Cleveland, Oakland and Toronto in 1978, and finished his professional career with Seattle in 1979-80...hit 29 home runs in 1979 and collected 106 RBI.
- Became the 43rd player in major league history to collect 300 career home runs when he went deep off Jack Morris in the Kingdome on June 6, 1979.
- Hit 20-or-more homers in seven of his seasons and remains fourth on the Tigers all-time list with 262.
- Named to the “Tigers Greatest” team as selected by fans in 1969.
- Played for and managed Valencia in the 1978-79 Venezuelan winter league, capturing the Caribbean Title.
- After retiring in 1981, held coaching positions with the Tigers, Oakland Athletics, New York Yankees and Chicago White Sox.
- Departed Tiger Stadium in uniform during 1967 in a desperate attempt to quell rioting in Northwest Detroit.
- Served as second deputy chief and executive director chief for the Detroit Police Athletic League (PAL), and worked with the United Way, the Boys & Girls Clubs of America, the Meals on Wheels Program and the Foundation Fighting Blindness...also served as an advisory committee member of the Skillman Foundation and was a J.C. Penney Golden Rule Award panel member.
- Inducted into the Military Hall of Fame for his service as a guest speaker on many occasions in the U.S. and abroad...enshrined in both the Afro-American Hall of Fame (1992) and Michigan Sports Hall of Fame (1987).
- He and wife Gloria have seven children, 19 grandchildren and 10 great-grandchildren.



AL KALINE

SPECIAL ASSISTANT TO THE PRESIDENT

In his 59th year with the organization, the legendary Hall-of-Famer “Mr. Tiger” returns to the front office for a 10th year as a special assistant and advisor to the club’s senior management.

- Named to his current position in January 2002 after entering the front office on June 18, 2001 as part of a baseball committee created by owner Michael Ilitch.
- Following his outstanding playing career, Kaline spent 26 seasons providing color commentary for Tigers television broadcasts.
- Began his broadcasting career in 1976, two seasons after his retirement as a player...joined fellow Hall-of-Famer George Kell in the booth for WWJ-TV.
- Kaline and Kell remained a team through 1996, working with three different local television stations...Kaline remained in the booth through part of the 2001 season with partners that included Hall-of-Famer Ernie Harwell, Jim Price and Frank Beckmann before leaving to join a baseball advisory committee.
- Played all 22 of his seasons with the Tigers, matched in longevity only by the legendary Ty Cobb.
- In 1980, became just the 10th player ever elected to the Baseball Hall of Fame in his first year of eligibility.
- Was selected to 18 all-star games, tops among all Tigers, including 13 consecutive years (1955-67)...compiled a .324 all-star average (12x37) and did not commit any errors.
- Won 10 Gold Gloves in 11 years from 1957-67...led the league in fielding twice (.993 mark in 1966, tied for lead with a 1.000 mark in 1971).
- Recorded his 3,000th career hit off the Orioles Dave McNally on September 24, 1974, the 12th major league player to reach that mark...finished his career with 3,007 hits, and was the first Tigers player since Ty Cobb in 1921 to reach the 3,000-hit plateau.
- Is the Tigers all-time leader with 2,834 games played and 399 home runs...is the only player other than Cobb to lead the franchise in any major career offensive category.
- His distinguished major league career began with Detroit in 1953 when he was just 18 years old...went straight to the majors without ever playing in the minor leagues.
- Runner-up for the American League Most Valuable Player award in 1955 and 1963...finished second to Yogi Berra in 1955 and Elston Howard in 1963...chosen by *The Sporting News* as its Player of the Year both seasons.
- Became the youngest player ever to lead the American League in hitting at age 20 as he won the AL batting title in 1955 with a .340 average...was one day younger than Ty Cobb when he won the title in 1907.
- Hit .300-or-better eight times and collected 20-or-more home runs nine times...topped .300 in five-of-six seasons from 1958-63 and was the Tigers batting champion 10 times during his career.
- Posted 399 career home runs and maintained a .297 lifetime batting average...collected his 300th home run in 1967, becoming the 27th player in history to reach that total.
- Tied Tris Speaker for an AL record by appearing in 100-or-more games for 19 straight seasons in 1972.
- Accomplished the 100-or-more game streak despite several injuries, including a broken cheek bone (1959), broken collar bone (1962), rib injury (1965, 1973), foot surgery (1965), broken finger (1967) and a broken right arm (1968).
- Received the 1973 Roberto Clemente Award, given by the Commissioner of Baseball to the player best exemplifying baseball on and off the field.
- Received the 1974 Joseph E. Cronin trophy as the American League Player of the Year...other awards include the 1973 Bill Slocum Award from the NY Baseball Writers for “long and meritorious service to baseball,” the 1970 Fred Hutchinson Award exemplifying “character and competitive spirit,” and the 1974 Tiger of Year from the Detroit Baseball Writers.
- Came back from a broken arm earlier in the season to bat .379 (11x29) against the St. Louis Cardinals in the 1968 World Series...launched two home runs in the Series, in Game Three and Six, and drove in eight runs.
- Had his uniform number 6 retired by the Tigers on August 17, 1980, the first Tigers player to receive this honor.
- Selected by Tigers fans as one of three outfielders on the Tigers all-time team as announced during the closing of Tiger Stadium in 1999...also selected to the “Tigers Greatest” team as selected by fans in 1969.
- He and wife Louise have two sons, Mark and Michael...they also have four grandchildren...Mark and his wife, Jill, have a daughter, Brittney, and a son, Branden, and Michael and his wife, Marcia, have a daughter, Kelsey, and a son, Colin.
- His grandson, Colin Kaline, was selected by the Tigers in the 25th round of the 2007 MLB First-Year Player Draft...he is enrolled at Florida Southern College in Lakeland and plays baseball for the Moccasins.



AL AVILA

VICE PRESIDENT/ ASSISTANT GENERAL MANAGER

FRONT OFFICE

Entering his 20th season in professional baseball and his 10th season with the organization after being named to his current position on April 15, 2002.

- Is responsible for assisting David Dombrowski with the day-to-day baseball operations of the organization and the major league club.
- Prior to joining the Tigers, he served as special assistant to Pittsburgh Pirates General Manager Dave Littlefield...appointed to the position on January 23, 2002 after spending nine seasons with the Florida Marlins.
- Served as the interim general manager for the Marlins during the 2001 off-season following David Dombrowski's departure to Detroit.
- Named Florida's vice president and assistant general manager in July 2001.
- Under Avila's guidance, the Marlins drafted 2003 World Series Most Valuable Player Josh Beckett in the first round of the June 1999 draft, while in the first round of the June 2000 draft, the Marlins drafted the Midwest League's top hitting prospect in 2001 and one of the youngest players to play in the Futures Game in Boston first baseman Adrian Gonzalez.
- On the international front, Avila led the way to the 1999 signing of Tigers first baseman Miguel Cabrera, who made it to the major leagues in 2003 at the age of 20 and clubbed four home runs during the post-season for the World Champion Florida Marlins...also was instrumental in the signing and development of second baseman Luis Castillo and shortstop Alex Gonzalez, as well as shortstop Edgar Renteria.
- Named director of scouting for the Marlins in July 1998...was responsible for all of the Marlins scouting efforts on both the national and international levels and he oversaw the development of those players in the baseball academies in the Dominican Republic and Venezuela.
- Under Avila's guidance, the Marlins signed 1997 NLCS and World Series Most Valuable Player Livan Hernandez.
- Before being named the director of Latin American operations in 1994, Avila was originally hired by the Marlins as the assistant director of Latin American operations in June 1992.
- Prior to joining the Marlins, Avila served as the director of athletics and head baseball coach at St. Thomas (FL) University from 1988-92...he led the team to a number three ranking in the 1992 NAIA poll and won the Florida Sun Conference Championship in 1991 and 1992...Avila was named the 1991 Florida Sun Conference Coach of the Year.
- Served as general manager of the Daytona Beach Admirals of the Florida State League in 1987 and worked for the Los Angeles Dodgers organization in 1986.
- A graduate of Hialeah High School, Avila earned a master's degree in sports administration from St. Thomas University in 1986.
- A former catcher, Avila was signed as a non-drafted free agent with the Los Angeles Dodgers organization.
- Named one of the Top 50 Most Influential Hispanics in Michigan in 2003.
- Avila has interviewed for the general manager position with the Cincinnati Reds, Baltimore Orioles, Seattle Mariners and Arizona Diamondbacks...was a finalist for the position with both Seattle and Arizona.
- He and his wife Yamile have three children: sons Alexander (1/29/87) and Alan (7/21/89) and daughter Annelisa Marie (10/27/98).
- His son, Alexander, played baseball for the University of Alabama Crimson Tide, where he was named to the All-Southeastern Conference Team, NCAA South All-Region Team and American Baseball Coaches Association All-American...he was drafted by the Detroit Tigers in the fifth round of the June 2008 Draft and has seen action with the Tigers in each of the last two seasons.
- His son, Alan, is a 2008 graduate with honors of Archbishop McCarthy High School in Fort Lauderdale, FL and now attends the Wayne Huizenga School of Business at Nova Southeastern University on academic and athletic scholarship...he plays second base for the Nova Southeastern baseball team.
- Is the son of Ralph Avila, retired vice president of the Dodgers.



DAVID CHADD

**VICE PRESIDENT, AMATEUR
SCOUTING/SPECIAL ASSISTANT
TO THE GENERAL MANAGER**

Enters his seventh season with the Tigers and the first full season in his new role after being named to the position on August 6, 2010...joined the organization on November 4, 2004 as Vice President, Amateur Scouting.

- Oversees all aspects of the Tigers amateur scouting and is involved with the June draft while also assisting the club at both the major league and minor league levels.
- Guided the club in its selections of Cameron Maybin, Andrew Miller, Rick Porcello, Ryan Perry, Jacob Turner and Nick Castellanos during his tenure as Vice President, Amateur Scouting.
- Prior to joining the Tigers, Chadd spent three seasons as the Director of Amateur Scouting for the Boston Red Sox, signing Jon Lester, Jonathan Papelbon and 2008 American League Most Valuable Player Dustin Pedroia.
- Spent eight seasons (1994-2001) in the Florida Marlins scouting department, last serving as the director of scouting during the 2001 season...joined the Marlins as an area scout in the Midwest in 1994, before being promoted to Midwest crosschecker in 1998.
- During his tenure in Florida, Chadd aided in the signings of Josh Beckett and Adrian Gonzalez.
- Chadd spent four years as an assistant coach with Kansas State (1992-93) and Wichita State (1990-91).
- Played outfield for Kansas State University and was named as an All-American in 1988.
- Earned a bachelor's degree in education and a master's degree in athletic administration from Wichita State.
- Recognized by *Baseball America* as the top scouting director of the 2000s in June 2010.
- Inducted into the Kansas Baseball Hall of Fame on January 30, 2010.
- 45 years old...he and his wife Janet reside in Wichita, KS with their two sons, Drew and Nate, and two daughters, Haley and Hannah.



RON COLANGELO

**VICE PRESIDENT,
COMMUNICATIONS**

Enters his 20th season in professional sports and his third full season with the Tigers organization after joining the club on June 16, 2008.

- Oversees strategic corporate communications efforts and outreach including media relations, business and community affairs, public relations, social media and broadcasting, to drive the Club's marketing and sales initiatives to build brand equity on a local, regional and national level.
- Serves as primary spokesperson on all issues related to crisis communications and business and public affairs.
- Collaborated with Olympia Entertainment to have Jay-Z and Eminem on ESPN, Fox Sports Detroit and YES Network live from Comerica Park to announce the dates of their concerts at Comerica Park and Yankee Stadium.
- Served as the vice president of public relations for the New York Jets from 2002-07 where he was responsible for developing and communicating the club's image and position in the consumer marketplace collaborating with new media, marketing partnerships, ticket operations, broadcasting, and community and alumni relations.
- Spent six seasons with the Florida Marlins, serving as vice president of communications after his promotion from director of baseball information and publicity...directed media operations for the 1997 World Series Champions.
- Joined the Florida Panthers prior to their inaugural NHL season in 1993 as a public/media relations associate and created programs and media initiatives to introduce hockey to Southeast Florida.
- Began his career in minor league baseball with the West Palm Beach Expos where he served as radio play-by-play announcer, while also overseeing media relations and sales from 1990-93.
- Earned a bachelor's degree in communications from William Paterson University.
- An avid runner, he has completed eight marathons, most recently the New York City Marathon.
- He and wife, Sandra have a daughter, Catalina, a son, Nicolas, and a dog, Frank...his son, Ryan, lives in New Jersey.



STEVE HARMS

VICE PRESIDENT, CORPORATE PARTNERSHIPS & TICKET SALES

Enters his seventh season with the Tigers organization after joining the club on October 27, 2004.

- Oversees all corporate sales/sponsorship efforts, including the corporate sales staff, sales and service...the corporate sales department is responsible for all Tigers advertising sales, including signage at Comerica Park, print publications, promotions, concession sponsorships and other revenue streams.
- Oversees and manages all functions of the Tigers ticket sales efforts, including season tickets and group sales.
- Serves as the liaison with the Tigers media partners advertising sales departments.
- Prior to joining the Tigers, Harms served as president of The Harms Group, Inc., a sponsorship and marketing services consulting firm he founded in March of 2002.
- Joined the Detroit Lions in 1994 as the executive director of marketing before being promoted to vice president of marketing and sales and eventually vice president of corporate sales and sponsorships.
- Served as the sponsorship sales manager for Palace Sports and Entertainment from 1991-94, selling advertising and sponsorships for the Pistons, Palace of Auburn Hills and Pine Knob Music Theater.
- Worked as team services manager for NBA Properties from 1989-91, serving as a liaison between the NBA and NBA Properties with all teams on marketing and licensing matters...was also involved in the planning and implementation of two all-star games and two international NBA events in Rome and Barcelona.
- Served as a ticket sales manager with the Detroit Pistons (1983-85) and the Milwaukee Bucks (1985-89), managing telemarketing ticket staffs in each role.
- A graduate of the University of Wisconsin-LaCrosse, Harms lives in Oxford, MI with his wife Lori and daughters Lauren and Joelle.

FRONT OFFICE



MICHAEL HEALY

VICE PRESIDENT, PARK OPERATIONS

Enters his sixth full season with the Tigers after being named to his current position in October 2005...oversees all areas of operations within Comerica Park.

- Responsibilities include facility maintenance and repairs, playing field maintenance, event personnel and operations, special event coordination and the integration of marketing and sales efforts within the ballpark.
- Prior to joining the Tigers, Healy served as the Vice President of Civic Relations and Event Logistics for Olympia Entertainment after spending the previous eight years in various roles as part of Ilitch Holdings.
- Appointed as the Tigers 2005 All-Star Week Liaison with Major League Baseball in July of 2004...he led the club's efforts in the preparation and execution of events during the 76th Major League Baseball All-Star Week at Comerica Park in July of 2005.
- Assists Major League Baseball special events during the All-Star Red Carpet Show each year after helping develop the program in Detroit prior to the 2005 MLB All-Star Game.
- Served as a board member on the host committee for Super Bowl XL and acted as the Ilitch Holdings Liaison for the event as it related to the company's properties, including Comerica Park, the Fox Theatre, Hockeytown Café, Joe Louis Arena and Cobo Arena.
- Serves as a Vice President on the Board of Directors for Ilitch Charities...also serves on the Board of Advisors for the Little Caesars Pizza Bowl.
- Is a member of the International Association of Auditorium Managers and the Stadium Managers Association.
- Is a graduate of Michigan State University with a bachelor of arts in communications with an emphasis in business.
- 44 years of age...he and his wife Deb reside in South Lyon, MI with their son, Preston (2/28/01).



CHARLES P. JONES

VICE PRESIDENT

Enters his 12th season after joining the Tigers in 2000, adding to a long tenure of top-level leadership and decision-making within Ilitch-owned companies.

- Has worked extensively with the Tigers corporate sales and sponsorship efforts since joining the team.
- Has been a top executive with Ilitch-owned companies for 43 years...was most recently vice-chairman of Little Caesar Enterprises and served on the Board of Directors from 1989-2000.
- From 1984-89, served as senior vice president of LCE...in that capacity, was part of a team which developed and directed an aggressive growth plan that resulted in a 135 percent increase in sales and a 110 percent increase in the number of restaurants over a five-year period.
- Was Little Caesars vice president of real estate from 1971-84...responsible for ensuring all company-owned restaurants were contracted and equipped for operation and marketing during a period of intense growth.
- Served as vice president of franchise sales from 1968-71...opened his first franchise restaurant in Pontiac Township, MI in 1969 and expanded to Nashville, TN in 1986...eventually owned 29 franchise restaurants.
- Earned the Little Caesars Franchise Developmental Award in 1989...was named Outstanding Employee of the Year in 1988 and was presented the Best Friend Award in 1987.
- Is a Korean War veteran, achieving the rank of Sergeant, 1st Class.



ELAINE LEWIS

VICE PRESIDENT, COMMUNITY & PUBLIC AFFAIRS

Begins her 13th season with the Tigers, having joined the club in early 1999 to help orchestrate a successful opening of Comerica Park.

- Oversees all aspects of the club's public and community affairs department, including player and alumni relations, Tigers Wives, memorabilia donations, speakers bureau and Diverse Business Partners Program.
- Oversees the Detroit Tigers Foundation, the team's charity, which has given away over \$5 million in grants, Tigers tickets and scholarships since its inception in 2005.
- Is responsible for the Tigers Winter Caravan, a comprehensive community and media tour throughout the State of Michigan, parts of northern Ohio and southern Ontario, Canada.
- Plays a pivotal role in developing programs that encourage Detroit's youth to embrace the game of baseball, highlighted by the 2008 launch of Play Baseball Detroit, a program that touched over 10,000 inner-city youth in its first two years.
- Orchestrates the annual Negro Leagues Celebration, overseeing an outreach to over 1,000 Detroit-area churches and charitable organizations.
- Is a board member of several organizations, including Ilitch Charities, the University of Detroit Jesuit High School and Academy, Black Family Development, and CATCH -- Sparky Anderson's Charity for Children.
- Earned an undergraduate degree in accounting from Wayne State University and a master's degree from Central Michigan University.
- Resides in northwest Detroit with her husband, Freman.



SCOT PETT

VICE PRESIDENT, SUITE SALES AND SERVICE

Enters his third full season in his current role and his 11th season with the organization after joining the Tigers following the 2000 season.

- Oversees all aspects of Comerica Park's luxury suites, including sales, service and corporate relationships...is also responsible for supervising the club's fantasy camp efforts.
- Promoted to his current role during the 2008 season after serving the previous five seasons as the director of suite sales and service.
- Worked closely in the planning and creation of the Champions Club at Comerica Park, which opened in 2006 as the first luxury club suite in baseball, combining a game ticket, food and drink and parking all into one package.
- Joined the Tigers as a sales and marketing executive in November 2000, before being promoted to suite sales and service manager in January 2002.
- Came to the Tigers after one season as a ticket sales executive with Palace Sports and Entertainment in Auburn Hills, MI.
- Currently a member of the Association of Luxury Suite Directors.
- A graduate of the University of Iowa with a bachelor's degree in sports management, he is currently working with the university to help students interested in pursuing careers in professional sports.
- He and his wife, Joelle, reside in Troy, MI with their son Jordan (7/10/07) and daughter Kaylee (6/15/09).

FRONT OFFICE



STEPHEN QUINN

VICE PRESIDENT, FINANCE & ADMINISTRATION, CFO

Was named to his current post in January of 1999 after serving since April 1997 as Senior Director of Finance and Chief Financial Officer.

- Manages all financial activities related to the operation of the organization...also oversees human resources, information technology, concessions operations and the club's Lakeland business operation.
- Is a member of MLB's Insurance Task Force, working closely with other baseball financial executives in shaping industry wide insurance products.
- Came to the Tigers after four years as Vice President - Finance of Metrocell, Inc., a wireless communications specialty retailer.
- Prior work experience includes four years (1989-92) as a Senior Associate for Coopers & Lybrand.
- Born in Saginaw, MI...attended Bridgeport (MI) High School.
- Graduate from Albion (MI) College in 1989 with a degree in economics and management.
- Played two years on Albion's varsity football squad...was named an Albion College Fellow for his outstanding academic achievements.
- Is a member of the 1998-99 Leadership Detroit XX Class.
- Is a Certified Public Accountant.
- Serves as treasurer on the Board of Directors of Family Service, Inc., a community-based agency.
- Serves on the Board of Directors of the Van Buren Public Schools Education Foundation.
- Resides with his wife, Amy, daughter Cailyn and son Sean in Belleville, MI.
- 43 years of age...enjoys water skiing and snowmobiling in his spare time.



SCOTT REID

VICE PRESIDENT, PLAYER PERSONNEL

Enters his 10th season with the Tigers and ninth in his current position after being promoted to his post on December 16, 2002...originally joined Detroit as the vice president/special assistant to the general manager on January 15, 2002.

- Is active in scouting at the major league level for the Tigers, and is directly involved in special assignments for the organization.
- Prior to coming to Detroit, Reid spent 10 seasons with the Florida Marlins...originally joined the club in 1992 as a major league scout.
- Was named assistant to the general manager for the Marlins in December 1999...promoted to vice president/assistant to the general manager in March 2000.
- Spent eight seasons with the Chicago Cubs organization before joining the Marlins...was a special player consultant during his final three years with the Cubs.
- Joined the Cubs in November 1983 and served as a major league scout (1984-85), director of scouting (1986-87) and as a major league and minor league scout (1988).
- Began his professional baseball career as an outfielder in the Philadelphia organization in 1967 and played in 38 games with the Phillies in 1969 and 1970.
- After his playing career ended in 1973, was a coach and scout for Philadelphia before joining the Cubs.
- Reid, 64, and his wife Sherry, have a son, Brian (1/21/75), daughter, Lindsay (7/25/77), two grandsons, Jackson (9/9/04) and Cooper (11/26/05) and granddaughters Brennan (1/2/07) and Morgan (9/12/09).
- His son Brian is currently an area scout with the Tigers and his daughter Lindsay works as a project manager for Major League Baseball Advanced Media.



JOHN WESTHOFF

VICE PRESIDENT, BASEBALL LEGAL COUNSEL

Entering his 30th season in professional baseball and his 10th season with the Tigers after joining the team in January 2002.

- His responsibilities with the Tigers cover all legal affairs pertaining to baseball operations, including major league player contract negotiations and arbitration procedures, as well as any other baseball-related legal issues and administrative matters.
- Westhoff is involved with signing the Tigers top amateur draft picks, while also providing general legal services to the club.
- Spent one-and-a-half seasons with the Florida Marlins in the same capacity, joining the Marlins in July, 2000.
- Prior to joining the Marlins, Westhoff spent 19 years as the associate counsel for Major League Baseball, Office of the Commissioner.
- While with Major League Baseball, he participated in negotiations for three Collective Bargaining Agreements and administered and enforced these agreements as well as the policies that existed between the clubs and the Major League Baseball Players Association.
- Westhoff also handled legal issues relating to the processing of grievances, including representing clubs in both grievance and salary arbitration hearings.
- Westhoff received an undergraduate degree in Political Science and Economics from Fordham University in 1976 and earned his Juris Doctor degree from Fordham University School of Law in 1982.
- The 56-year-old Westhoff, his wife, Donna, and daughter, Casey, reside in Northville, MI.



ELLEN HILL ZERINGUE

VICE PRESIDENT, MARKETING

Enters her third full season in her current role and 12th season with the organization after joining the Tigers prior to the 2000 season.

- Oversees all functions of the club's marketing and promotions departments, including print and broadcast advertising, in-game entertainment and promotional giveaways.
- Manages the club's branding strategy and was responsible for the launch of the Tigers' successful "Who's Your Tiger" campaign, which served as the club's marketing slogan from 2005-08.
- Promoted to her current position during the 2008 season after spending the previous six seasons as director of marketing...originally joined the Tigers as a marketing manager prior to the 2000 season.
- Prior to joining the Tigers, she served as the director of marketing for WMXD (MIX 92.3 FM) where she was responsible for the station's marketing, imaging and advertising strategies...she also managed sales, promotions, special events and consumer relationship marketing during her seven years at WMXD.
- Served in a variety of roles during four years at Vaughn Marketing Consultants in Detroit, MI, last serving as the senior account executive where she was responsible for overseeing special event execution, public relations strategies, budget management, branding and advertising for select accounts and clients.
- Is a graduate of the Detroit Chamber of Commerce, Leadership Detroit XVII Class...serves as a member of The Links, Inc., Greater Wayne County Chapter and is a board member and marketing committee chair of the Arts League of Michigan...also serves as a board member of Matrix Human Services.
- Is a graduate of the Inforum Center for Leadership's Executive Leadership program.
- Holds a bachelor's degree in English from Spelman College in Atlanta, GA and is a member of the college's alumni association...also holds a certificate of public relations from the New York University School of Continuing Education Management Institute in New York, NY.
- She and her husband, Anthony, reside in Huntington Woods, MI.



DAN LUNETTA

DIRECTOR, MINOR LEAGUE OPERATIONS

Entering his seventh season with the Tigers organization, Lunetta was named the director of minor league operations on December 8, 2004.

- Based out of Lakeland, FL, Lunetta oversees the day-to-day administrative operations of the minor league department, including budget responsibilities, working agreements with the six minor league affiliates and the acquisition of minor league free agent players.
- Prior to joining the Tigers organization, Lunetta most recently spent two seasons as a special assistant to the general manager with the Montreal Expos (2002-03).
- Spent 10 seasons with the Florida Marlins, joining the organization as the director of minor league administration on December 1, 1991, before being promoted to director of major league administration on November 1, 1998.
- Served two seasons (1990-91) as the general manager of Triple A Rochester in the International League.
- Spent the 1989 season as the director of team travel and spring training coordinator for the Cincinnati Reds after serving the previous three seasons as the director of team travel with Montreal (1986-88).
- Spent the 1985 season as the director of baseball operations with Triple A Buffalo in the International League.
- Began his baseball career in 1980 as the general manager of Single A Jamestown in the New York-Penn League, while also serving as the assistant spring training coordinator with Montreal.
- A native of Jamestown, NY, Lunetta is a graduate of State University of New York at Brockport.
- Lunetta, 55, his wife, Jhoanna and sons, Anthony Robert (15) and Samuel Joseph (10) reside in Lakeland, FL.



MIKE ROJAS

DIRECTOR, PLAYER DEVELOPMENT

Begins his eighth season with the Tigers organization and the first full season in his current role after being named to the position on August 6, 2010.

- Directly responsible for all the on-field instruction at the minor league level during Spring Training, the regular season and instructional league and works directly with Dan Lunetta in overseeing the Tigers minor league system.
- Rojas spent the previous three seasons (2008-10) as the club's minor league field coordinator.
- Was slated to serve as the organization's minor league catching coordinator during the 2007 season, but assumed the managerial role at Triple A Toledo after Larry Parrish was sidelined all season following surgery...he guided the Mud Hens to the International League playoffs as the club finished with an 82-61 record.
- He served as the manager at Single A Lakeland (2005-06) and was selected the Florida State League Manager of the Year in 2005 after leading Lakeland to the league's best overall record and first place finishes in both halves of the season...was also named the best managerial prospect in the league by *Baseball America*.
- Joined the Tigers organization as the manager of Single A Oneonta in 2004.
- Prior to joining the Tigers organization, Rojas managed Single A Rockford (1999) and Double A Chattanooga (2000) in the Cincinnati Reds organization...in 2000 he was named the best managerial prospect in the Southern League by *Baseball America*.
- Served as manager at Single A Auburn (1997) and Single A Quad City (1998) in the Houston Astros organization.
- Managed the Gulf Coast League White Sox (1992-94) and Single A Hickory (1995) in the Chicago White Sox organization.
- Spent four seasons as a minor league catcher with the Oakland Athletics (1983-84) and Toronto Blue Jays (1985-86) before serving as an assistant coach at St. Thomas University in Miami for five seasons (1987-91).
- Rojas is the son of former major league player and coach Cookie Rojas.
- Rojas, 47, and his wife Ginny have two daughters, Michelle (21) and Jennifer (20) and a son, Mike Jr. (14) and reside in Naples, FL.



SCOTT PLEIS

DIRECTOR, AMATEUR SCOUTING

Enters his fourth season in the Tigers organization and the first full season in his current role.

- Responsible for the day-to-day activities of the Tigers amateur scouting department.
- Joined the Tigers as a national crosschecker following the 2007 season, a position he held until being named to his current position on August 6, 2010.
- Prior to joining the Tigers organization, Pleis served as the East Coast Crosschecker with the Chicago Cubs for three years (2005-07).
- Served as an area scout with the New York Yankees for 10 years (1995-2004).
- A fourth round draft selection by the Toronto Blue Jays in 1981, he played two seasons in the Blue Jays organization (1981-82) and three in the St. Louis Cardinals organization (1983-85) before retiring following the 1985 season.
- Pleis, 47, his wife Lisa and sons Austin (8) and Brock (6) reside in St. Louis, MO.

FRONT OFFICE



MIKE SMITH

DIRECTOR, BASEBALL OPERATIONS

Enters his 10th season with the Tigers baseball operations staff and seventh in his current role after being named to the position on December 8, 2004.

- Internally prepares all Tigers arbitration cases with baseball legal counsel; assists in all aspects of major league operations as it pertains to statistical and market analyses, team payroll, major league rules and regulations, and baseball operations information technology issues and software development.
- Joined the Tigers organization in January 2002 as the assistant to baseball operations after spending the previous season in the same role with the Florida Marlins.
- Was an intern for the Marlins in baseball operations from September 2000-March 2001.
- Prior to coming to the Marlins, he was the assistant general manager for the Peninsula Pilots of the Coastal Plain League (a college summer league) during their inaugural season in 2000.
- Spent six months with an Internet startup company from May-November 1999.
- Graduated from Yale University in May 1999 with a bachelor of science degree in geology and geophysics.
- Is 33 years of age and a native of New London, CT...single and currently resides in Detroit.



CHERYL EVANS

DIRECTOR, MINOR LEAGUE & SCOUTING ADMINISTRATION

Enters her 31st season in professional baseball and seventh with the Tigers after joining the club in February 2005.

- Before joining the Tigers in 2005, she spent the previous three seasons as the director of minor league administration with the Florida Marlins.
- Joined the Marlins in 1991 as the administrative assistant to the scouting department, a position she held until being named manager of scouting administration following the 1998 season.
- Spent the 1990 and 1991 seasons as the administrative assistant to the scouting department with the Montreal Expos where she also served as an office manager from 1985-89.
- Began her career in professional baseball while still in college as a seasonal employee at the Montreal Expos Spring Training home in West Palm Beach in 1969...remained with the organization in that role until 1974.
- Resides in Lakeland, FL with her husband Tom.
- They have two grown children: a son, Mike, and daughter, Cori...Mike and his wife Karolyn reside in Wellington, FL, while Cori and her husband Bryan reside in Greenacres, FL.



TOM MOORE

DIRECTOR, INTERNATIONAL OPERATIONS

Entering his sixth season with the Tigers and fourth in his current role after being named to the position on September 6, 2007.

- Responsible for overseeing the scouting and academy operations in Latin America, overseeing the scouting efforts in Asia and Europe, and administering the international operations and signing budgets.
- Joined the Tigers organization on November 30, 2005 as the assistant director of professional and international scouting.
- Prior to joining the Tigers organization, Moore spent the previous 11 seasons with the Boston Red Sox, serving the final four as the club's assistant director of professional and international scouting after serving four seasons as the club's assistant director of scouting.
- Began his baseball career in February of 1995 as an intern in the Boston Red Sox baseball operations department...in May of 1995, he took over the major league video coordinator duties before joining the club full time as a baseball operations assistant in January of 1996.
- A 1995 graduate from Springfield College, Moore lives in Reading, MA with his wife, Kerri, son, William (5), and daughter, Emma (2).



MIGUEL GARCIA

DIRECTOR, LATIN AMERICAN SCOUTING

Entering his sixth season with the Tigers after joining the organization on November 30, 2005.

- Responsible for all aspects of the club's baseball operations in Venezuela and also responsible for the supervision of scouting efforts in Central America and other special assignments.
- Prior to joining the Tigers organization, Garcia spent the previous four seasons as the coordinator of Latin American scouting for the Boston Red Sox.
- Part of the Florida Marlins organization from 1997-2001, Garcia served as a scout and supervisor of operations in Venezuela.
- A lefthanded pitcher, Garcia was signed by the California Angels as a non-drafted free agent in 1984 and made his major league debut with the club in 1987...in addition to his time with the Angels in 1987, Garcia saw action with the Pittsburgh Pirates in three seasons (1987-89).
- Assisted current Tigers Vice President/Assistant General Manager Al Avila with Florida's signing of Miguel Cabrera.
- Garcia and his wife Adriana reside in Panama, with their daughters Mariangelica (12) and Anacorina (9).

FRONT OFFICE



RAMON PEREZ

DIRECTOR, DOMINICAN REPUBLIC OPERATIONS

Enters his 40th year in professional baseball and his fifth full season with the Tigers after joining the organization on June 21, 2006.

- Responsible for overseeing the daily scouting operation in the Dominican Republic, while also operating the club's tryout camps in the Dominican Republic.
- Prior to joining the Tigers organization, he spent the previous five seasons (2002-06) with the Pittsburgh Pirates as a scout and scouting supervisor in the Dominican Republic.
- Also worked in scouting and player development in the Dominican Republic for both the Los Angeles Dodgers (1994-2002) and the Houston Astros (1985-93).
- Spent one season as a coach for Single A Vero Beach in the Dodgers organization, while also serving as a first base coach (1994-2000) and third base coach (2000-01, 2004-05) for Aguilas in the Dominican Winter League.
- Signed with the Astros as an infielder in 1970 and remained in the organization through the 1979 season.
- Saw action in the Dominican Winter League with Escogido (1973-75), Aguilas (1975-82) and La Romana (1983-84).
- Perez and his wife Leonor have a daughter Paola (26) and son Aldo (25).



KEVIN HOOKER

PACIFIC RIM COORDINATOR

Entering his third season with the Tigers after spending the previous seven seasons as a scout with the Philadelphia Phillies organization.

- Responsible for overseeing the scouting operations in the Pacific Rim, which includes evaluating the professional leagues in Japan, Korea, Taiwan and China, scouting amateur players in Asia (mainly Japan, Korea, Taiwan and China) and Australia and overseeing the organization's Asian scouts.
- Spent seven seasons (2002-08) as a scout with the Philadelphia Phillies where he was responsible for scouting all of Australia and added the coverage of Taiwan, Korea and Japan the last two years (2007-08).
- In addition to his scouting experience with the Phillies, he served as a baseball coach at various levels in Australia for nine years (1997-2005).
- Was selected by the Philadelphia Phillies in the 31st round of the June 1995 draft after completing his playing career at Oregon State University.
- He and his wife Jennifer have two daughters: Gemma (9) and Ivy (8).



MANNY CRESPO

DIRECTOR, LATIN AMERICAN PLAYER DEVELOPMENT

Entering his sixth season with the Tigers after joining the organization on November 7, 2005.

- Coordinates baseball instruction in the Tigers baseball academies in the Dominican Republic and Venezuela and serves as an international liaison for Tigers players in the low minors.
- Prior to joining the Tigers organization, Crespo spent the previous three seasons as the Latin American Coordinator of Instruction for the San Diego Padres.
- Served as manager of the Gulf Coast League Yankees and as a South Florida area scout with the New York Yankees during the 2002 season.
- Part of the Florida Marlins organization from 1996-2001, serving as a hitting coach with the Gulf Coast League Marlins during his first three seasons with the organization and the organization's roving minor league infield instructor in his final three seasons.
- Went into private business from 1984-95, teaching hitting and directing the MC Bulldogs, a baseball team of 11-14 year olds who traveled to tournaments during the summer.
- Served as a roving minor league infield instructor for the San Diego Padres for five seasons 1979-83.
- Began his coaching career with Miami Dade-New World Center following the 1976 season and also coached at Florida International University for one season before joining the Padres as a scout and instructor in 1978.
- A third-round draft selection by the Boston Red Sox in 1968, he played nine seasons before retiring following the 1976 season.
- His son, Manny, is a teacher at Sunset Prep High School in Miami, FL and serves as the hitting coach at Gulliver Prep High School in Miami, FL.
- His daughter, Jessica, has two sons Roger Jr. and Jian.
- Resides in Miami, FL with his wife Maria.



DICK EGAN

SPECIAL ASSISTANT TO THE GENERAL MANAGER

Entering his 51st season in professional baseball and 10th with the Tigers organization after joining the club as a major league scout on January 24, 2002.

- Named special assistant to the general manager on October 18, 2007, after spending the previous six seasons as a major league scout with the organization.
- Prior to joining the Tigers, Egan spent the previous 10 seasons with the Florida Marlins, serving as a professional scout (1999-2001), crosschecker (1996-98) and West Coast supervisor (1992-95).
- Spent the 1986-91 seasons with the Texas Rangers, joining the club in 1986 as a minor league pitching coordinator, before joining the major league staff as a bullpen coach in 1988...after two seasons as bullpen coach with the Rangers, Egan served as pitching coach with Triple A Oklahoma City in 1990 and managed Rookie level Butte in 1991.
- Following his playing career, Egan joined the Major League Scouting Bureau in 1974, working with the bureau until joining the Rangers in 1986.
- Began his career in professional baseball as a pitcher with seven organizations over a 13-year span from 1957-69...he logged major league time with the Tigers in 1963-64, the California Angels in 1966 and the Los Angeles Dodgers in 1967.
- Resides in Garland, TX with his wife Kandi.

FRONT OFFICE



JAMES ORR

ASSISTANT DIRECTOR, AMATEUR SCOUTING

Entering his 14th season in professional baseball and seventh season with the Tigers organization after being named to his current position on November 4, 2004.

- Assists David Chadd and Scott Pleis in the day-to-day operations and all phases of amateur scouting.
- Prior to joining the Tigers, Orr spent the 2004 season as an area scout in Florida for the Boston Red Sox.
- Joined the Red Sox in March 2002 as the assistant director of amateur scouting (2002-03).
- Spent the previous three seasons in the Florida Marlins scouting department, hired full-time as a scouting assistant in October 1998, a position he held until being named as an area scout in Texas in July 2001.
- Began his baseball career as an intern in the Florida Marlins media relations department during the 1998 season.
- A 1998 graduate from the University of Florida, Orr lives in Orlando, FL with his wife Cvijeta and daughters Aleena (8/9/02), Addison (12/31/04) and Annalise (6/17/07).



AVI BECHER

MINOR LEAGUE OPERATIONS COORDINATOR

Entering his seventh season with the Tigers after joining the club prior to the 2005 season.

- Assists in all phases of the baseball operations of the minor league department.
- Prior to joining the Tigers organization, he spent the 2004 season as an intern in player development with the Florida Marlins.
- Attended Duquesne University in Pittsburgh, PA, graduating with a bachelor's degree in sports marketing.
- 32 years old, resides in Lakeland, FL.
- Native of the island of Curacao.



GIOVANNI HERNANDEZ

SCOUTING ASSISTANT, INTERNATIONAL OPERATIONS

Enters his first full season in his current role after being named to the position during the 2010 season.

- Assists Tom Moore in all phases of international operations, including academy operations in Latin America, video scouting in Asia and overseeing the international budget.
- Served as the international scouting intern with the organization beginning in 2009 before being named to his current position.
- Prior to joining the Tigers organization, Hernandez served as a community relations intern with the Miami Dolphins during the 2008 season.
- Served as a public relations intern with the Atlanta Braves during the 2007 season.
- Earned a bachelor's degree in business administration from Samford University in 2007 and earned a master's degree in sports administration from St. Thomas University in 2009.
- Is 25 years of age and a native of Caguas, Puerto Rico...single and currently resides in Lakeland, FL.



TYSON STEELE

DIRECTOR, TEAM TRAVEL

Enters his 21st season with the Tigers organization and the first in his current role after being named to the position on January 10, 2011.

- Responsible for arranging all team travel during the spring and regular seasons.
- Spent the previous 16 seasons as the Tigers home clubhouse assistant after joining the major league club in 1995.
- Served as a batboy with the Toledo Mud Hens from 1991-94.
- Worked in the American League clubhouse during the 2007 All-Star Game at AT&T Park in San Francisco and the 2005 All-Star Game at Comerica Park in Detroit...worked in the National League clubhouse during the 2004 All-Star Game at Minute Maid Park in Houston, TX.
- Served as the equipment manager for Team USA in the 2006 and 2009 World Baseball Classic.
- 33 years old.

FRONT OFFICE



BILL BROWN

ADVISOR, TEAM TRAVEL

Currently in his 47th year with the Detroit Tigers and the first in his current role after being named to the position on January 10, 2011.

- Involved in aspects of team travel and serves as a resource regarding travel arrangements to both Tyson Steele and the Tigers.
- Served as the club's traveling secretary for 32 seasons (1979-2010).
- Was hired by the Tigers in 1965 to serve as an administrative assistant in the scouting department, a position he held for two years.
- Has also served the club as general manager of the Florida State League's Lakeland Tigers (1967) and as assistant public relations director (1968-78) for the Detroit Tigers.
- Named Traveling Secretary of the Year by his fellow traveling secretaries during baseball's annual Winter Meetings in December 2006.
- Graduated from Dartmouth College in 1965 with a major in history...attended the Loomis School (CT), graduating in 1961.
- 67 years old and is a native of Irvington, NJ.
- Former high school basketball and football official for 30 years and a former president of the Southeastern Michigan Officials Association (1982-88)...officiated the State High School Finals in football (1984) and girls' basketball (1985-86).
- Served in the Michigan Air National Guard from 1965-71.
- Resides in Troy, MI, with wife, Judy, and daughter, Blair (9/22/88).



JIM SCHMAKEL

MANAGER, TIGERS CLUBHOUSE

- Enters his 34th season with the Tigers major league club in charge of equipment and the Tigers clubhouse.
- Began his baseball career in 1966 as a batboy for the Toledo Mud Hens.
 - Was Toledo's home team clubhouse manager for seven years (1967-73) and managed the visitors' side for three more seasons (1976-78).
 - Also has an extensive background in the educational field, including a stint as Dean of Boys at Toledo Central Catholic School (1974-76)...was varsity golf, tennis and cross country coach at the school as well as assistant varsity basketball coach.
 - Also taught math and served as the varsity boys' basketball coach at Woodmore High School in the consolidated school district of Elmore and Woodville, OH in 1976-77.
 - Graduated from the University of Toledo with a degree in education.
 - 59 years old...is a native of Perrysburg, OH and now resides in Auburn Hills, MI.
 - He has three children, Katrina (6/18/77), Bryan (2/26/80) and Jay (6/5/85)...has six grandchildren, Joseph, Jonathon and Resa Poremsky and Brandon, Madison and Logan Schmakel.



JOHN NELSON

ASSISTANT MANAGER, VISITING CLUBHOUSE

- First joined the organization in 1979 as a batboy and enters his 20th year in his current role.
- Responsible for all aspects of the visiting clubhouse...also responsible for all minor league equipment needs during both the spring and regular season.
 - Worked five seasons as a Tigers batboy and five more in the club's mailroom (1988-92) before taking over clubhouse and equipment duties.
 - 47 years old...is a native of Detroit.
 - Attended St. Ladislaus High School in Hamtramck, MI.
 - Served four years (1984-88) in the United States Air Force.
 - Has twin children, Justin and Brandee (4/22/94).
 - Resides in Harrison Township, MI.



HEATHER NABOZNY

HEAD GROUNDSKEEPER

- Enters her 13th season as the head of the Tigers grounds crew after joining the club on January 19, 1999.
- According to a survey of teams, she is believed to be the first female head groundskeeper in the modern history of Major League Baseball.
 - Inducted into the West Michigan Whitecaps Hall of Fame on January 19, 2011.
 - Served on the grounds crew for the 2010 NFL International Series in London, England.
 - Served on the grounds crew for each of the last eight Super Bowls, beginning with Super Bowl XXXVIII at Reliant Stadium in Houston, TX...also served on the grounds crew for the 2010 NFL Pro Bowl at Sun Life Stadium in Miami, FL.
 - Named one of *Crain's Detroit Business*' 40 under 40 in 2006, as one of the top individuals who have achieved solid business success before the age of 40.
 - Received the Dick Ericson Award from the Sports Turf Managers Association (STMA) in 2001, one of the highest awards issued by the association.
 - Born in Detroit and raised in Milford, MI, she attended Northern Michigan University and Lansing Community College...graduated from Michigan State's Sports Turf Management Program in 1993.
 - Performed an internship at Michigan State in athletic grounds in 1993.
 - Worked 1993 and 1994 as a groundskeeper at the Toronto Blue Jays Spring Training camp in Dunedin, FL.
 - Joined the Single A West Michigan Whitecaps as head groundskeeper in 1994...remained with the Whitecaps until joining the parent club in Detroit.
 - 40 years of age...is an avid downhill skier in the off-season.



KEVIN RAND

DIRECTOR, MEDICAL SERVICES/ HEAD ATHLETIC TRAINER

- Enters his ninth season with the club after being named to his current position on October 15, 2002.
- Directs the efforts of the organization's major and minor league medical and conditioning personnel.
 - Joined Tigers Assistant Athletic Trainers Steve Carter and Doug Teter in being named the Athletic Training Staff of the Year in 2006 by the Professional Baseball Athletic Trainer's Society.
 - Served as the head athletic trainer for the American League All-Star team during the 2005 All-Star Game at Comerica Park on July 12, 2005.
 - Spent the 2002 season as the assistant athletic trainer for the Montreal Expos after spending the previous nine seasons in the same position with the Florida Marlins.
 - Prior to joining the Marlins on November 20, 1992, he spent 11 years in the New York Yankees organization, including the last four (1989-92) as the minor league head athletic trainer/rehabilitation supervisor.
 - Served as head athletic trainer with Triple A Columbus from 1986-88 after being promoted from his previous position as head athletic trainer at Double A Albany where he spent the 1985 season.
 - Began his career serving as the head athletic trainer for the Single A Ft. Lauderdale Yankees from 1982-84.
 - Inducted into the Maine Baseball Hall of Fame on July 29, 2007.
 - Served as the National League's assistant athletic trainer representative for the Professional Baseball Athletic Trainers Society (PBATS) from 1998-2001...served as the American League head athletic trainer representative from 2004-09.
 - A 1981 graduate of Bowdoin College in Maine, Rand is a certified member of the National Athletic Trainers Association (NATA) and the National Strength and Conditioning Association (NSCA), in addition to being an NSCA certified personal trainer.
 - Rand and his wife Tisa reside in Lakeland, FL with their sons Keegan (1/21/97), Kamden (6/24/98), Kallen (11/10/00) and Kashton (2/12/03).



STEVE CARTER

ASSISTANT ATHLETIC TRAINER

- Enters his 17th season as the club's assistant athletic trainer and his 22nd as a trainer in the Tigers organization.
- Joined the big league club in his current position prior to the 1995 season.
 - Joined Tigers Head Athletic Trainer Kevin Rand and Assistant Athletic Trainer Doug Teter in being named the Athletic Training Staff of the Year in 2006 by the Professional Baseball Athletic Trainer's Society.
 - Served as the assistant athletic trainer for the American League All-Star team during the 2005 All-Star Game at Comerica Park on July 12, 2005.
 - Has served as an American League assistant trainer representative on the executive board of PBATS since 2006.
 - Was head athletic trainer for six seasons with three Tigers affiliates, including Single A Fayetteville (1989-90), Single A Lakeland (1991-92) and Triple A Toledo (1993-94).
 - Served as athletic trainer and taught biology at Evansville Central High School in Evansville, IN from 1986-89.
 - Graduated from Indiana University in 1986 with a degree in health education/athletic training...played for the school's rugby team.
 - 51 years old...is a native of Elkhart, IN.
 - Carter and his wife Tari reside in Sterling Heights, MI...has two children, Delaney (10/8/90) and Sean (12/12/92).



DOUG TETER

ASSISTANT ATHLETIC TRAINER

Enters his sixth season as the Tigers assistant athletic trainer and 19th in the Tigers organization after serving as the club's minor league medical coordinator for seven seasons before joining the major league staff in 2006.

- Joined Tigers Head Athletic Trainer Kevin Rand and Assistant Athletic Trainer Steve Carter in being named the Athletic Training Staff of the Year in 2006 by the Professional Baseball Athletic Trainer's Society.
- Named the Dwight Lowry Award winner as the Tigers Player Development Man of the Year in 2001.
- Served as the club's rehabilitation coordinator in 1997-98.
- Joined the Tigers in 1993 as a trainer for Single A Fayetteville...served in the same role the following season for Single A Jamestown.
- Worked as the trainer for Single A Lakeland in 1995-96.
- Graduated from Central Michigan University in 1992 with a degree in sports medicine...earned a master's degree in sports medicine and health care from the University of Alabama in 2002.
- A native of Constantine, MI, he currently resides in Lakeland, FL with his wife Joya and three sons, Zachary, Deacon and Matthew.



TIGERS FRONT OFFICE



Sam Abrams
Manager, Player Relations,
Sports and Youth Programs



Marilyn Acevedo
Minor League Operations
Administrative Assistant



Grant Anderson
Director,
Ticket Services



Frank Azzopardi
Ballpark Operations
Assistant



Jill Baran
Manager, Event &
Guest Services



Eli Bayless
Director, Promotions &
In-Game Entertainment



Kiril Bayoff
Park Operations
Coordinator



Corey Bell
Account
Executive



Tina Bell
Box Office
Administrator



Donna Bernardo
Public Affairs
Administrative Assistant



DeAndre Berry
Director, Purchasing
and Supplier Diversity



Molly Betensley
Director,
Broadcasting



Andy Bjornstad
Baseball Video
Operations Assistant



Helen Boyce
Box Office
Administrator



Brian Britten
Director, Baseball
Media Relations



Maggie Brookens
Suite Sales & Services
Coordinator



Kurt Buhler
Senior Director,
Corporate Sales



Zach Burek
Lakeland
General Manager



Scott Calka
Box Office
Administrator



Allan Carisse
Park Operations
Manager



Mark Cebelak
Payroll
Administrator



Norman Chambers
Housekeeping
Supervisor



Rosa Chavez
Box Office
Administrator



Eryka Cheatham
Park Operations
Administrative Coordinator



Joe Clasman
Account
Executive



Laurie Clayton
Park Operations
Coordinator



Jim Cleary
Box Office
Manager



Shaun Colburn
Senior Account
Executive



Frank Cordova
Box Office
Administrator



Rofeal Daniels
Event Services
Coordinator



Gail DeGennaro
Assistant
Groundskeeper



Lizedny De La Rosa
ESL/Cultural
Assimilation Instructor



Gary Dobrowolski
Security
Manager



Wesley Easley
Ballpark Operations
Assistant



Ryan Eason
Lakeland Box
Office Manager

FRONT OFFICE



Jordan Field
Director, Detroit
Tigers Foundation



Shannon Follett
Lakeland Administration
& Operations Manager



Steve Fox
Director,
Ticket Sales



Tom Friesmuth
Box Office
Administrator



Robert Frutchey
Lakeland
Clubhouse Manager



Shunta Goodman
Housekeeping
Supervisor



Ed Goward
Senior Manager,
Park Operations



Michael Graham
Ballpark Operations
Assistant



Dan Griesbaum
Suite Sales & Services
Account Manager



Karen Gruca
Senior Director,
Human Resources



Bethany Grzegorzcyk
Technology
Specialist



Marc Himmelstein
Authenticity
Manager



Linsey Hood
Account
Executive



Jeremy Hostetter
Senior Account
Executive



Mike Ilitch
Account
Executive



TIGERS FRONT OFFICE



Tim Janicki
Baseball Video
Operations Assistant



Stephanie Jenkins
Payroll
Coordinator



Kristen Joe
Community Affairs
Coordinator



Kristin Jorgensen
Financial
Analyst



Jared Karner
Promotions
Coordinator



Gwen Keating
Medical Services
Coordinator



Jeremy Kelch
Baseball Video
Operations Coordinator



Adam Klein
Ticket Systems
Administrator



Kelli Kollman
Senior Director,
Finance



Maureen Kraatz
Director,
Payroll Administration



Paul Kustra
Mail Services
Coordinator



Dan Lauer
Lakeland Group
Sales Manager



Candice Lentz
Internal Audit
Manager



Dwain Lewis
Director,
Group Sales



Jerry Lewis
Director,
Fantasy Camps



Brad Lockwood
Senior Account
Executive



Jeff Lutz
Assistant Director,
Ticket Sales



Marty Lyon
Executive Assistant to the
President, CEO & GM



Tom MacKinnon
Lakeland
Executive Chef



Jordan McKelvey
Account
Executive



Judy Merpi
Human Resources
Coordinator



Ron Myers
Director,
Lakeland Operations



Al Nesbitt
Ballpark
Electrician



Gary Neubert
Account
Executive



Kleat Pappas
Ballpark
Electrician

TIGERS FRONT OFFICE



Amy Peterson
Sponsorship Services
Manager/Assistant Counsel



Ashley Ransey
Sponsorship Services
Coordinator



Phil Reuter
LAN
Administrator



Tracy Rice
Administrative/
Accounting Assistant



Sheila Robine
Accounting
Manager



Scott Rourke
Account
Executive



Dan Rucinski
Ballpark Operations
Assistant



Jeff Sanders
Suite Sales & Services
Account Manager



Carolyn Shanks
Account
Executive



Brian Skipinski
Director,
Park Operations

FRONT OFFICE



Terry Spangler
Ballpark Operations
Assistant



Ron Stone
Ballpark
Electrician



Kevin Sucher
Ticket Sales
Coordinator



Eileen Surma
Executive Assistant to the VP/Assistant GM
& VP, Baseball Legal Counsel



Debbi Sword
Accounts Payable
Coordinator



Sharon Szkarlat
Accounts Receivable
Coordinator



Cheria Thomas
Account
Executive



Peggy Thompson
Executive Assistant to the
Senior VP, Business Operations



Rick Thompson
Manager, Baseball
Media Relations



Alexandrea Thrubis
Manager,
Community Affairs



Trevor Tipton
Account
Executive



Aubrey Topper
Box Office
Administrator



Aileen Villarreal
Baseball Media
Relations Coordinator



Ron Wade
Director,
Marketing



Zach Wagner
Corporate Sales
Manager



TIGERS FRONT OFFICE



Kate Walker
Account Executive



Maria Walls
Lakeland Receptionist



Janet Ware
Switchboard Operator



Brandon Weingartz
Park Operations Coordinator



Joe Wenzel
Ballpark Operations Assistant



Robb Wilson
Scoreboard Operations Manager



Scott Wruble
Director, Information Technology



Audrey Zielinski
Public Affairs Administrative Assistant

DETROIT TIGERS GENERAL MANAGERS

(since 1946)

President


George Trautman
 Billy Evans
 Charlie Gehringer (vice president)
 Muddy Ruel
 Walter Briggs, Jr.
 John McHale, Sr.
 Rick Ferrell (vice president, director of major league personnel)
 James A. Campbell
 William Lajoie
 Joe McDonald (senior vice president, player procurement and development)
 Jerry Walker
 Joe Klein
 Randy Smith
 David Dombrowski

Years

1946-48
 1949-51
 1951-53
 1954-56
 1957
 1958
 1959-62
 1962-83
 1984-90
 1991-92
 1993-94
 1995
 1996-2002
 2002-present


Courtesy *Detroit Tigers Lists and More: Runs Hits and Eras* by Mark Pattison and Dave Raglin

2011 TIGERS





2011 TIGERS



JIM LEYLAND

Born: December 15, 1944

Opening Day Age: 66

Birthplace: Toledo, OH

Residence: Pittsburgh, PA

Bats/Throws: R/R

Height/Weight: 6-0/180

Signed Through: 2011

MANAGER - 10

Named the 36th manager in Tigers history on October 4, 2005...a veteran of 47 years in professional baseball, he returns to the organization that originally signed him as a catcher on September 21, 1963.

- Agreed to a two-year contract extension with the Tigers through the 2011 season on June 19, 2009.
- Managed the 3,000th game of his major league career on September 19, 2010 at Chicago's U.S. Cellular Field against the White Sox -- became the 18th manager in major league history to manage 3,000 games.
- Tabbed the American League Manager of the Year by both the BBWAA and *The Sporting News* in 2006 after guiding the Tigers to the franchise's first playoff berth since 1987 -- joined Sparky Anderson (1984, 1987) as the only other club manager to garner the award from the BBWAA...selected the Major League Manager of the Year by *Baseball America*.
- Joined the American League's All-Star squad as a coach for the final All-Star Game at Yankee Stadium in 2008, his fifth appearance (twice as the manager, three times as a coach) at the All-Star Game.
- Served as the American League's manager at the 78th Major League Baseball All-Star Game at AT&T Park in San Francisco in 2007 -- served as the National League's manager at the 69th Major League Baseball All-Star Game at Coors Field in Colorado in 1998...served as a coach for the National League squad in both 1991 and 1994 while managing the Pirates.
- Named the best manager in the American League by *Baseball America* in both 2006 and 2007...tabbed the third-best manager in the league by the publication in both 2008 and 2010, while he was named the second-best manager in the league in 2009.
- Prior to his appointment as the Tigers manager, he served for six seasons (2000-05) as a major league scout for the St. Louis Cardinals -- scouted National League clubs from Pittsburgh and American League clubs from Cleveland.
- Previously served 14 seasons as a manager at the major league level with the Pittsburgh Pirates (1986-96), Florida Marlins (1997-98) and Colorado Rockies (1999).
- Won three straight National League East Division championships with the Pirates (1990-92)...advanced to the post-season with the Marlins as the National League's wild card winner in 1997 -- advanced past San Francisco and Atlanta in the playoffs to defeat Cleveland to claim the World Series title.
- Named the National League Manager of the Year by the BBWAA twice during his career in 1990 and 1992...earned the same honor from *The Sporting News* three times during his career in 1988, 1990 and 1992.
- Earned his 1,000th career win as a major league manager on April 15, 1999, as the Rockies defeated San Diego 6-4 at Coors Field.
- Served as Tony La Russa's third base coach for four seasons (1982-85) with the Chicago White Sox before being named the 33rd manager in Pirates history on November 20, 1985...managed two games for the White Sox while La Russa was suspended in 1985, winning the first game and losing the second.
- Managed for 11 seasons at the minor league level in the Tigers organization (1971-81), advancing to the post-season six times and claiming his respective league championship three times.
- Selected as the manager of the year in the Florida State League in both 1977 and 1978, while he earned the honor in the American Association in 1979.
- Served as a coach for Rocky Mount in the first half of the 1971 season before receiving his first managerial experience with Bristol that same season.
- Spent six seasons as a minor league catcher in the Tigers organization (1964-69) before serving as a coach at Montgomery in 1970 -- appeared in two games as a player with Montgomery in 1970.
- In recognition of his accomplishments in 1990, he won the Dapper Dan Man of the Year Award, an annual honor given to a Pittsburgh sports figure for outstanding achievement on a national level.
- A native of Perrysburg, OH, he lettered in football, basketball and baseball at Perrysburg High School...the school's baseball field is named after Leyland...was inducted into Perrysburg High School's Hall of Fame on February 2, 2007.
- Inducted into the Florida State League Hall of Fame on November 10, 2010.



- Actively participates with Tigers Dreams Come True and the Detroit Tigers Autographed Memorabilia Donation Program, annually meets with a select group of G.R.E.A.T. (Gang Resistance Education and Training) graduates, served as a spokesman for Major League Baseball's Father's Day program to support the Prostate Cancer Foundation, greets service members participating in the Detroit Tigers Armed Forces Game Ball Delivery Program, attended "Keeping Kids in the Game" and participated in the Tigers Winter Caravan.
- He, his wife Katie and their two children Patrick (10/11/91) and Kellie (6/23/93) reside in Pittsburgh, PA during the off-season...his brother, Tom, is a retired Catholic priest and he performed Jim and Katie's wedding ceremony in November of 1987.
- His son, Patrick, was selected by the Tigers in the eighth round of the 2010 Major League Baseball First-Year Player Draft -- Patrick made his professional debut with the Gulf Coast League Tigers in 2010.

RECORD AS A MANAGER

Year	Club	League	W	L	Pct.	Position	Games +/-
1971	Bristol	Appalachian	31	35	.470	Third	-6.0
1972	Clinton	Midwest	22	41	.349	Fifth - 1st half	-17.0
			27	36	.429	Fourth - 2nd half	-13.0
1973	Clinton	Midwest	36	26	.581	Second - 1st half	-6.0
			37	25	.597	First - 2nd half	+1.0
1974	Montgomery	Southern	61	76	.445	Third	-12.0
1975	Clinton	Midwest	29	31	.483	Fourth - 1st half	-6.0
			38	30	.559	Second - 2nd half	-6.5
1976	Lakeland	Florida State	74	64	.536	Second	-3.0
1977	Lakeland	Florida State	85	53	.616	First	+2.5
1978	Lakeland	Florida State	31	38	.449	Fourth - 1st half	-12.0
			47	22	.681	First - 2nd half	+6.5
1979	Evansville	American Association	78	58	.574	First	+5.0
1980	Evansville	American Association	61	74	.452	Second	-13.5
1981	Evansville	American Association	73	63	.537	First	+7.0
1986	Pittsburgh	National	64	98	.395	Sixth	-44.0
1987	Pittsburgh	National	80	82	.494	Fourth	-15.0
1988	Pittsburgh	National	85	75	.531	Second	-15.0
1989	Pittsburgh	National	74	88	.457	Fifth	-19.0
1990	Pittsburgh	National	95	67	.586	First	+4.0
1991	Pittsburgh	National	98	64	.605	First	+14.0
1992	Pittsburgh	National	96	66	.593	First	+9.0
1993	Pittsburgh	National	75	87	.463	Fifth	-22.0
1994	Pittsburgh	National	53	61	.465	Third	-13.0
1995	Pittsburgh	National	58	86	.403	Fifth	-27.0
1996	Pittsburgh	National	73	89	.451	Fifth	-15.0
1997	Florida	National	92	70	.568	Second	-9.0
1998	Florida	National	54	108	.333	Fifth	-52.0
1999	Colorado	National	72	90	.444	Fifth	-28.0
2006	DETROIT	American	95	67	.586	Second	-1.0
2007	DETROIT	American	88	74	.543	Second	-8.0
2008	DETROIT	American	74	88	.457	Fifth	-14.0
2009	DETROIT	American	86	77	.528	Second	-1.0
2010	DETROIT	American	81	81	.500	Third	-13.0
MAJOR LEAGUE TOTALS			1493	1518	.496	(19 Seasons)	—
DETROIT TOTALS			424	387	.523	(Five Seasons)	—
MINOR LEAGUE TOTALS			730	672	.521	(11 Seasons)	—

2011 TIGERS

RECORD AS A PLAYER

Year	Club	AVG	G	AB	R	H	TB	2B	3B	HR	RBI	SH	SF	HB	BB	SO	SB	CS	OBP	SLG	E
1964	Cocoa	.231	24	52	2	12	15	1	1	0	4	1	1	3	13	7	1	0	.406	.288	3
	Lakeland	.194	52	129	8	25	27	0	1	0	8	1	0	2	18	33	1	0	.302	.209	6
1965	Jamestown	.237	82	211	18	50	64	7	2	1	21	1	0	0	37	44	2	1	.351	.303	4
1966	Rocky Mount	.243	67	173	24	42	48	6	0	0	16	4	0	3	32	35	0	0	.370	.277	1
1967	Montgomery	.234	62	171	11	40	46	3	0	1	16	4	0	1	16	27	0	0	.303	.269	6
1968	Montgomery	.193	81	264	19	51	57	3	0	1	20	2	1	1	14	54	2	1	.236	.216	4
1969	Montgomery	.205	16	39	1	8	8	0	0	0	1	0	0	0	4	7	0	0	.279	.205	3
	Lakeland	.240	60	179	20	43	54	8	0	1	16	2	0	2	31	17	0	0	.358	.302	4
1970	Montgomery	.000	2	3	0	0	0	0	0	0	0	0	0	0	0	0	0	0	.000	.000	1
MINOR LEAGUE TOTALS		.222	446	1221	103	271	319	28	4	4	102	15	2	12	165	224	6	2	.320	.261	32



2011 TIGERS



RAFAEL BELLIARD

Born: October 24, 1961 Opening Day Age: 49
 Birthplace: Pueblo Nuevo, DR Residence: Boca Raton, FL
 Bats/Throws: R/R Height/Weight: 5-6/160

INFIELD COACH - 17

A veteran of 17 seasons at the major league level as an infielder, he was named the Tigers infield coach on October 11, 2005.

- Prior to joining the Tigers coaching staff, he spent six seasons (2000-05) as a roving minor league infield instructor for the Atlanta Braves.
- His playing career spanned 20 seasons (1980-99) after he signed with the Pittsburgh Pirates as a non-drafted free agent on July 30, 1980.
- Compiled a .977 fielding percentage during his major league career, seeing action at second base, third base and shortstop.
- Was a member of eight division-winning teams during his major league career with Pittsburgh (1990) and Atlanta (1991-93, 1995-98)...was a member of the Braves World Series Championship club in 1995.
- Concluded his playing career with Albany-Colonie of the independent Northern League in 1999.
- Participated in a pre-game ceremony prior the annual Fiesta Tigres! game, attended "Keeping Kids in the Game" and participated in the Tigers Winter Caravan.
- He, his wife Leonora and son Kevin (11/2/85) reside in Boca Raton, FL during the off-season.

RECORD AS A PLAYER

Year	Club	AVG	G	AB	R	H	TB	2B	3B	HR	RBI	SH	SF	HB	BB	SO	SB	CS	OBP	SLG	E
1980	GCL Pirates	.214	12	42	6	9	10	1	0	0	2	0	0	1	0	3	1	0	.233	.238	1
	Shelby	.125	8	24	1	3	3	0	0	0	2	0	1	0	1	3	0	2	.154	.125	5
1981	Alexandria	.216	127	472	58	102	118	6	5	0	33	12	3	6	26	92	42	15	.264	.250	29
	Buffalo	.274	40	124	14	34	37	1	1	0	19	3	0	0	8	16	6	4	.318	.298	5
1982	Pittsburgh	.500	9	2	3	1	1	0	0	0	0	0	0	0	0	0	1	0	.500	.500	0
	Lynn	.262	127	431	63	113	136	13	2	2	37	11	3	5	30	54	12	12	.316	.316	26
1983	Pittsburgh	.000	4	1	1	0	0	0	0	0	0	0	0	0	0	1	0	0	.000	.000	0
	Pittsburgh	.227	20	22	3	5	5	0	0	0	0	0	0	0	0	1	4	1	.227	.227	3
1985	Hawaii	.246	100	341	35	84	107	12	4	1	18	3	1	1	4	49	9	7	.256	.314	5
	Pittsburgh	.200	17	20	1	4	4	0	0	0	1	0	0	0	0	5	0	0	.200	.200	2
1986	Pittsburgh	.233	117	309	33	72	81	5	2	0	31	11	1	3	26	54	12	2	.298	.262	12
1987	Harrisburg	.338	37	145	24	49	58	4	2	0	9	2	0	0	6	16	7	5	.364	.400	7
	Pittsburgh	.207	81	203	26	42	55	4	3	1	15	2	1	3	20	25	5	1	.286	.271	6
1988	Pittsburgh	.213	122	286	28	61	69	0	4	0	11	5	0	4	26	47	7	1	.288	.241	9
1989	Pittsburgh	.214	67	154	10	33	37	4	0	0	8	3	0	0	8	22	5	2	.253	.240	3
1990	Pittsburgh	.204	47	54	10	11	14	3	0	0	6	1	0	1	5	13	1	2	.283	.259	2
1991	Atlanta	.249	149	353	36	88	101	9	2	0	27	7	1	2	22	63	3	1	.296	.286	18
1992	Atlanta	.211	144	285	20	60	68	6	1	0	14	13	0	3	14	43	0	1	.255	.239	14
1993	Atlanta	.228	91	79	6	18	23	5	0	0	6	3	0	3	4	13	0	0	.291	.291	1
1994	Atlanta	.242	46	120	9	29	38	7	1	0	9	2	1	2	2	29	0	2	.264	.317	1
1995	Atlanta	.222	75	180	12	40	44	2	1	0	7	4	0	2	6	28	2	2	.255	.244	1
1996	Atlanta	.169	87	142	9	24	31	7	0	0	3	3	1	0	2	22	3	1	.179	.218	5
1997	Atlanta	.211	72	71	9	15	21	3	0	1	3	4	1	0	1	17	0	1	.219	.296	1
1998	Richmond#	.140	13	43	6	6	9	0	0	1	2	1	0	0	0	6	0	0	.140	.209	1
	Atlanta	.250	7	20	1	5	5	0	0	0	1	0	0	0	0	1	0	0	.250	.250	1
1999	Albany-Colonie	.310	45	168	28	52	60	5	0	1	18	5	0	5	4	22	2	1	.345	.357	11
MINOR LEAGUE TOTALS		.253	509	1790	235	452	538	43	14	5	140	37	8	18	79	261	79	46	.290	.301	90
MAJOR LEAGUE TOTALS		.221	1155	2301	217	508	597	55	14	2	142	58	6	23	136	384	43	17	.270	.259	79



DIVISION SERIES RECORD

Year	Club/Opp.	AVG	G	AB	R	H	TB	2B	3B	HR	RBI	SH	SF	HB	BB	SO	SB	CS	OBP	SLG	E
1995	ATL vs. COL	.000	4	5	1	0	0	0	0	0	0	0	0	0	0	1	0	0	.000	.000	0
1996	ATL vs. LA	.000	3	0	0	0	0	0	0	0	0	0	0	0	0	0	0	0	.000	.000	0
1997	ATL vs. HOU - did not play																				
DIVISION SERIES TOTALS		.000	7	5	1	0	0	0	0	0	0	0	0	0	0	1	0	0	.000	.000	0

LEAGUE CHAMPIONSHIP SERIES RECORD

Year	Club/Opp.	AVG	G	AB	R	H	TB	2B	3B	HR	RBI	SH	SF	HB	BB	SO	SB	CS	OBP	SLG	E
1991	ATL vs. PIT	.211	7	19	0	4	4	0	0	0	1	2	0	0	3	3	0	0	.318	.211	1
1992	ATL vs. PIT	.000	4	2	1	0	0	0	0	0	0	0	0	0	1	0	0	0	.333	.000	0
1993	ATL vs. PHI	.000	2	1	1	0	0	0	0	0	0	1	0	0	0	1	0	0	.000	.000	0
1995	ATL vs. CIN	.273	4	11	1	3	3	0	0	0	0	0	0	0	0	3	0	0	.273	.273	1
1996	ATL vs. STL	.667	4	6	0	4	4	0	0	0	2	0	0	0	0	0	0	0	.667	.667	0
1997	ATL vs. FLA - did not play																				
LCS TOTALS		.282	21	39	3	11	11	0	0	0	3	3	0	0	4	7	0	0	.349	.282	2

WORLD SERIES RECORD

Year	Club/Opp.	AVG	G	AB	R	H	TB	2B	3B	HR	RBI	SH	SF	HB	BB	SO	SB	CS	OBP	SLG	E
1991	ATL vs. MIN	.375	7	16	0	6	7	1	0	0	4	2	1	0	1	2	0	0	.389	.438	0
1992	ATL vs. TOR	.000	4	0	0	0	0	0	0	0	0	1	0	0	0	0	0	0	.000	.000	0
1995	ATL vs. CLE	.000	6	16	0	0	0	0	0	0	1	2	0	0	0	4	0	0	.000	.000	2
1996	ATL vs. NYY	.000	4	0	0	0	0	0	0	0	0	0	0	0	0	0	0	0	.000	.000	0
WORLD SERIES TOTALS		.188	21	32	0	6	7	1	0	0	5	5	1	0	1	6	0	0	.206	.219	2



TOM BROOKENS

Born: August 10, 1953

Opening Day Age: 57

Birthplace: Chambersburg, PA

Residence: Fayetteville, PA

Bats/Throws: R/R

Height/Weight: 5-10/170

FIRST BASE COACH - 61

Named the Tigers first base, outfield and baserunning coach on November 9, 2009, the 2011 season will mark his second season on Jim Leyland's staff.

- Served as a manager in the Tigers organization for five seasons (2005-09) before joining the major league staff.
- Tabbed the Midwest League's Manager of the Year in 2007 after guiding Single A West Michigan to the league's championship...he was named the league's best managerial prospect by *Baseball America* in 2007.
- The 2005 season marked his first professional managerial or coaching assignment and he guided Single A Oneonta to the Stedler Division championship in the New York-Penn League.
- A first-round selection of the Tigers in the January 1975 draft, he played 12 seasons as an infielder at the major league level with the Tigers (1979-88), New York Yankees (1989) and Cleveland Indians (1990).
- Was a member of the Tigers World Series Championship club in 1984.
- Attended Mansfield State College in Pennsylvania.
- His twin brother Tim played in the Tigers organization for two seasons (1977-78)...his cousin Ike saw action with the Tigers during the 1975 season.
- Actively participates with Tigers Dreams Come True and the Detroit Tigers Autographed Memorabilia Donation Program, attended "Keeping Kids in the Game" and participated in the Tigers Winter Caravan.
- He and his wife Christa reside in Fayetteville, PA during the off-season...the couple has three daughters, Lacey Anne (2/17/82), Margaret Jane (2/6/87) and Molly Lynnette (2/6/87).



2011 TIGERS

RECORD AS A MANAGER

Year	Club	League	W	L	Pct.	Position	Games +/-
2005	Oneonta	New York-Penn	48	27	.640	First	+6.0
2006	Oneonta	New York-Penn	40	34	.541	Second	-3.0
2007	West Michigan	Midwest	38	32	.543	Second - 1st half	-6.0
			45	25	.643	First - 2nd half	+2.0
2008	Erie	Eastern	68	74	.479	Fourth	-16.0
2009	Erie	Eastern	71	70	.504	Fourth	-17.5
MINOR LEAGUE TOTALS			310	262	.542	(Five Seasons)	—

RECORD AS A PLAYER


Year	Club	AVG	G	AB	R	H	TB	2B	3B	HR	RBI	SH	SF	HB	BB	SO	SB	CS	OBP	SLG	E
1975	Montgomery	.222	100	329	37	73	109	11	2	7	36	1	5	0	26	69	4	5	.275	.331	31
1976	Montgomery	.258	137	492	76	127	192	22	5	11	56	6	5	6	66	95	21	7	.350	.390	25
1977	Evansville	.289	118	440	70	127	183	22	5	8	52	3	4	3	27	73	18	5	.331	.416	25
1978	Evansville	.282	65	206	27	58	89	11	1	6	25	1	0	1	21	36	9	3	.351	.432	20
1979	Evansville	.306	77	265	51	81	150	23	2	14	46	4	2	1	33	50	10	6	.382	.566	16
	DETROIT	.263	60	190	23	50	71	5	2	4	21	4	1	2	11	40	10	3	.309	.374	11
1980	DETROIT	.275	151	509	64	140	213	25	9	10	66	2	7	1	32	71	13	11	.315	.418	29
1981	DETROIT	.243	71	239	19	58	82	10	1	4	25	4	6	2	14	43	5	3	.284	.343	10
1982	DETROIT	.231	140	398	40	92	140	15	3	9	58	2	5	0	27	63	5	9	.277	.352	20
1983	DETROIT	.214	138	332	50	71	108	13	3	6	32	5	6	2	29	46	10	4	.276	.325	22
1984	DETROIT	.246	113	224	32	55	89	11	4	5	26	8	1	1	19	33	6	6	.306	.397	12
1985	DETROIT	.237	156	485	54	115	182	34	6	7	47	9	1	0	27	78	14	5	.277	.375	24
1986	DETROIT	.270	98	281	42	76	100	11	2	3	25	6	2	1	20	42	11	8	.319	.356	7
1987	DETROIT	.241	143	444	59	107	167	15	3	13	59	9	2	2	33	63	7	4	.295	.376	19
1988	DETROIT	.243	136	441	62	107	155	23	5	5	38	6	4	3	44	74	4	4	.313	.351	17
1989	New York (AL)	.226	66	168	14	38	56	6	0	4	14	3	1	0	11	27	1	3	.272	.333	7
1990	Cleveland	.266	64	154	18	41	55	7	2	1	20	1	3	0	14	25	0	0	.322	.357	6
MINOR LEAGUE TOTALS		.269	497	1732	261	466	723	89	15	46	215	15	16	11	173	323	62	26	.336	.417	117
DETROIT TOTALS		.246	1206	3543	445	871	1307	162	38	66	397	55	35	14	256	553	85	57	.297	.369	171
MAJOR LEAGUE TOTALS		.246	1336	3865	477	950	1418	175	40	71	431	59	39	14	281	605	86	60	.296	.367	184

LEAGUE CHAMPIONSHIP SERIES RECORD

Year	Club/Opp.	AVG	G	AB	R	H	TB	2B	3B	HR	RBI	SH	SF	HB	BB	SO	SB	CS	OBP	SLG	E
1984	DET vs. KC	.000	2	2	0	0	0	0	0	0	0	0	0	0	0	1	0	0	.000	.000	1
1987	DET vs. MIN	.000	5	13	0	0	0	0	0	0	0	1	0	0	0	3	0	0	.000	.000	0
LCS TOTALS		.000	7	15	0	0	0	0	0	0	0	1	0	0	0	4	0	0	.000	.000	1

WORLD SERIES RECORD

Year	Club/Opp.	AVG	G	AB	R	H	TB	2B	3B	HR	RBI	SH	SF	HB	BB	SO	SB	CS	OBP	SLG	E
1984	DET vs. SD	.000	3	3	0	0	0	0	0	0	0	0	0	0	0	1	0	0	.000	.000	0



JEFF JONES

Born: July 29, 1956

Opening Day Age: 54

Birthplace: Detroit, MI

Residence: Carleton, MI

Bats/Throws: R/R

Height/Weight: 6-3/210

BULLPEN COACH - 51

Named the Tigers bullpen coach on November 9, 2006, marking his fifth stint in that capacity -- spent the 1995 season, the final month of the 1998 season and all of 1999 as the club's bullpen coach, in addition to joining the major league staff to serve the remainder of the season in that role on both September 7, 2000 and April 9, 2002.

- Prior to joining Detroit's major league coaching staff, he most recently served as the pitching coach at Triple A Toledo for seven seasons (2000-06)...also served in that role with Toledo in 1990, 1993-94 and 1997-98.
- His professional coaching career began with the Tigers organization in 1989, when he served as the pitching coach at



Single A Fayetteville...spent two seasons as the pitching coach at Double A London (1991-92) and one season as the pitching coach at Double A Jacksonville (1996).

- Selected by Oakland in the 13th round of the June 1977 draft, his pitching career spanned 11 seasons (1977-87).
- Attended Southgate High School in Michigan, helping lead his team to the Wyandotte League title in 1974...attended Bowling Green State University.
- Actively participates in Tigers Dreams Come True and Play Baseball Detroit, joined youths in celebrating the holiday season at the Detroit Tigers/SportService Holiday Giving Party, attended "Keeping Kids in the Game" and participated in the Tigers Winter Caravan.
- He and his wife Paula reside in Carleton, MI...the couple has two daughters, Audrey and Whitney.

RECORD AS A PLAYER

Year	Club	W-L	ERA	G	GS	CG	SHO	SV	IP	H	AB	R	ER	HR	HB	BB	SO	WP	BK	AVG
1977	Modesto	4-3	5.09	11	6	2	1	1	46.0	35	—	28	26	3	1	32	41	7	—	—
	Chattanooga	0-0	0.00	7	0	0	0	3	9.0	9	—	0	0	0	0	3	5	3	—	—
1978	Jersey City	10-13	3.72	29	29	11	1	0	191.0	187	—	102	79	10	2	84	121	5	—	—
1979	Ogden	13-7	3.50	28	25	6	1	0	175.0	152	—	79	68	8	5	89	126	8	—	—
1980	Oakland	1-3	2.84	35	0	0	0	5	44.1	32	157	21	14	2	1	26	34	3	0	.204
1981	Oakland	4-1	3.39	33	0	0	0	3	61.0	51	219	27	23	7	3	40	43	3	0	.233
1982	Tacoma	1-1	8.71	8	1	0	0	1	10.1	17	—	10	10	1	0	7	6	2	—	—
	Oakland	3-1	5.11	18	2	0	0	0	37.0	44	144	29	21	6	1	26	18	3	0	.306
1983	Tacoma	6-9	3.56	26	19	3	0	0	121.1	123	—	69	48	11	5	38	80	7	—	—
	Oakland	1-1	5.76	13	1	0	0	0	29.2	43	127	19	19	7	2	8	14	0	0	.339
1984	Tacoma	3-5	2.93	9	9	3	0	0	61.1	47	—	26	20	4	2	25	47	1	—	—
	Oakland	0-3	3.55	13	0	0	0	0	33.0	31	120	14	13	4	0	12	19	2	0	.258
1985	Did not pitch																			
1986	Glen Falls	2-6	5.28	16	7	3	2	1	61.1	57	—	39	36	4	0	16	48	2	—	—
1987	Glen Falls	1-2	6.58	10	6	0	0	0	39.2	45	—	34	29	9	1	14	29	0	—	—
	Toledo	4-3	3.94	18	12	0	0	1	75.1	75	—	35	33	8	0	23	66	2	—	—
MINOR LEAGUE TOTALS		44-49	3.97	162	114	28	5	7	790.1	747	—	422	349	58	16	331	569	37	—	—
MAJOR LEAGUE TOTALS		9-9	3.95	112	3	0	0	8	205.0	201	767	110	90	26	7	112	128	11	0	.262

LEAGUE CHAMPIONSHIP SERIES RECORD

Year	Club/Opp.	W-L	ERA	G	GS	CG	SHO	SV	IP	H	AB	R	ER	HR	HB	BB	SO	WP	BK	AVG
1981	OAK vs. NYY	0-0	4.50	1	0	0	0	0	2.0	2	8	1	1	0	1	1	0	0	0	.250



RICK KNAPP

Born: December 11, 1961

Opening Day Age: 49

Birthplace: Baltimore, MD

Residence: Port Charlotte, FL

Bats/Throws: R/R

Height/Weight: 6-3/245

PITCHING COACH - 52

Named the Tigers pitching coach on October 17, 2008, he enters his 29th season of professional baseball in 2011.

- Prior to joining the Tigers organization, he spent 12 seasons as the minor league pitching coordinator with the Minnesota Twins (1997-2008)...he first joined the Twins organization in 1996 as the pitching coach with the Gulf Coast League Twins.
- Began his coaching career in 1988 as the pitching coach at Single A Gastonia in the Texas Rangers organization...served as the pitching coach with the Gulf Coast League Rangers the next four seasons (1989-92), before serving in that capacity with Triple A Oklahoma City in both 1993 and 1994...he spent his final season with the Rangers organization as the pitching coach with the Gulf Coast League Rangers in 1995.
- Served as the pitching coach for Aragua in the Venezuelan Winter League following the 2003 season.
- Pitched five seasons at the minor league level with the Rangers after being selected by the club in the 41st round of the June 1983 draft out of Virginia Tech University...earned a degree in sociology from Virginia Tech University.
- Actively participates with Play Baseball Detroit and participated in the Tigers Winter Caravan.



2011 TIGERS

- He, his wife Sharon, daughter Leah and son Ricky reside in Port Charlotte, FL during the off-season...Ricky was selected by the Tigers in the 44th round of the 2010 Major League Baseball First-Year Player Draft.

RECORD AS A PLAYER

Year	Club	W-L	ERA	G	GS	CG	SHO	SV	IP	H	AB	R	ER	HR	HB	BB	SO	WP	BK	AVG
1983	GCL Rangers	3-1	1.29	9	8	0	0	0	42.0	31	—	12	6	0	0	6	36	3	—	—
	Salem	0-0	8.47	7	0	0	0	0	17.0	24	—	21	16	2	2	8	12	0	—	—
1984	Burlington	6-9	3.31	33	18	6	3	1	147.0	144	—	75	54	9	6	39	122	7	—	—
1985	Salem	13-7	3.40	29	25	6	1	0	180.0	187	—	89	68	15	3	55	127	5	—	—
1986	Tulsa	6-16	5.89	26	26	4	1	0	160.1	182	—	115	105	13	7	67	97	5	—	—
1987	Tulsa	8-12	4.33	24	24	4	1	0	153.2	163	—	89	74	14	6	43	98	4	—	—
	Oklahoma City	0-1	6.59	2	2	0	0	0	13.2	17	—	10	10	6	0	4	3	0	—	—
MINOR LEAGUE TOTALS		36-46	4.20	130	103	20	6	1	713.2	748	—	411	333	59	24	222	495	24	—	—



GENE LAMONT

Born: December 25, 1946

Opening Day Age: 64

Birthplace: Rockford, IL

Residence: Sarasota, FL

Bats/Throws: L/R

Height/Weight: 6-1/215

THIRD BASE COACH - 22

Detroit's first-round selection in the June 1965 draft, he was named the club's third base coach on October 11, 2005... the 2011 season marks his 47th season in professional baseball.

- Served as the manager for Triple A Scranton/Wilkes-Barre in the Philadelphia Phillies organization during the 2005 season.
- Spent four seasons as the third base coach with the Boston Red Sox (2001) and Houston Astros (2002-04)...served as the third base coach for seven seasons with the Pittsburgh Pirates in two separate stints (1986-91, 1996).
- Managed for eight seasons at the major league level with the Chicago White Sox (1992-95) and Pirates (1997-2000)... guided the White Sox to the American League West Division title in 1993 to win the league's manager of the year award.
- Prior to joining Jim Leyland's coaching staff in Pittsburgh in 1986, he spent eight seasons (1978-85) as a manager in the Kansas City Royals organization.
- He played 13 seasons as a professional (1965-77), all but the 1973 season (Atlanta Braves organization) in the Tigers organization, after being Detroit's first-round selection in 1965...saw action at the major league level with the Tigers during five seasons (1970-72, 1974-75).
- Attended Northern Illinois University and Western Illinois University.
- Actively participates in Tigers Dreams Come True, attended "Keeping Kids in the Game" and participated in the Tigers Winter Caravan.
- He and his wife Melody reside in Sarasota, FL during the off-season...the couple has two children, Melissa (8/26/82) and Wade (6/25/84)...Wade was selected by the Tigers in the 29th round of the 2007 Major League Baseball First-Year Player Draft.

TIGERS CATCHERS STOPPING THE RUNNING GAME

The following is a list of the top five Tigers catchers in throwing out baserunners attempting to steal (catcher caught stealings only) during a single season since the statistic started being tracked in 1975:

Player	Year	SB	CS	%
Lance Parrish	1984	44	37	45.7
Ivan Rodriguez	2006	25	21	45.7
Lance Parrish	1982	54	44	44.9
Lance Parrish	1983	57	46	44.7
Ivan Rodriguez	2005	33	26	44.1

Courtesy of STATS LLC



RECORD AS A MANAGER

Year	Club	League	W	L	Pct.	Position	Games +/-
1978	Fort Myers	Florida State	38	30	.559	First - 1st half	+2.5
			33	36	.478	Fifth - 2nd half	-5.5
1979	Fort Myers	Florida State	38	32	.543	Third - 1st half	-7.0
			31	37	.456	Fourth - 2nd half	-13.5
1980	Jacksonville	Southern	31	40	.437	Fourth - 1st half	-7.0
			32	41	.438	Fifth - 2nd half	-9.0
1981	Jacksonville	Southern	34	36	.486	Fourth - 1st half	-8.5
			31	41	.431	Fourth - 1st half	-6.5
1982	Jacksonville	Southern	41	31	.569	First - 1st half	+2.5
			42	30	.583	First - 2nd half	+0.5
1983	Jacksonville	Southern	36	36	.500	Second - 1st half	-5.0
			41	32	.562	First - 2nd half	+1.0
1984	Omaha	American Association	68	86	.472	Eighth	-23.0
1985	Omaha	American Association	73	69	.514	Third	-6.0
1992	Chicago	American	86	76	.531	Third	-10.0
1993	Chicago	American	94	68	.580	First	+8.0
1994	Chicago	American	67	46	.593	First	+1.0
1995	Chicago	American	11	20	.355	Third	-32.0
1997	Pittsburgh	National	79	83	.488	Second	-5.0
1998	Pittsburgh	National	69	93	.426	Sixth	-33.0
1999	Pittsburgh	National	78	83	.484	Third	-18.5
2000	Pittsburgh	National	69	93	.426	Fifth	-26.0
2005	Scranton/Wilkes-Barre	International	69	75	.479	t-Fifth	-13.0
MAJOR LEAGUE TOTALS			553	562	.496	(Eight Seasons)	—
MINOR LEAGUE TOTALS			638	652	.495	(Nine Seasons)	—

RECORD AS A PLAYER

Year	Club	AVG	G	AB	R	H	TB	2B	3B	HR	RBI	SH	SF	HB	BB	SO	SB	CS	OBP	SLG	E
1965	Syracuse	.111	5	9	1	1	4	0	0	1	1	0	0	0	0	6	0	0	.111	.444	0
	Daytona Beach	.231	38	104	9	24	34	5	1	1	16	0	1	4	13	33	1	1	.336	.327	3
1966	Statesville	.197	45	137	14	27	44	4	2	3	19	1	1	2	21	49	1	0	.311	.321	8
	Rocky Mount	.255	36	102	9	26	38	4	1	2	9	0	0	1	16	23	0	0	.361	.373	5
1967	Rocky Mount	.143	19	56	4	8	13	2	0	1	5	0	1	0	8	8	0	0	.250	.232	1
1968	Rocky Mount	.250	101	304	36	76	98	10	0	4	39	1	1	1	24	60	1	1	.306	.322	7
1969	Montgomery	.235	86	268	24	63	89	15	1	3	29	2	3	3	32	37	0	0	.322	.332	9
1970	Toledo	.265	74	230	27	61	84	9	1	4	32	0	3	1	19	46	1	0	.320	.365	3
	DETROIT	.295	15	44	3	13	21	3	1	1	4	1	0	1	2	9	0	0	.340	.477	0
1971	Toledo	.228	63	180	17	41	66	8	1	5	19	0	2	1	19	29	0	2	.302	.367	9
	DETROIT	.067	7	15	2	1	1	0	0	0	1	0	0	0	0	5	0	0	.067	.067	2
1972	Montgomery	.273	119	385	47	105	144	19	1	6	51	6	4	5	64	72	1	1	.380	.374	12
	DETROIT	.000	1	0	0	0	0	0	0	0	0	0	0	0	0	0	0	0	.000	.000	0
1973	Richmond	.251	101	275	29	69	88	11	1	2	25	4	3	1	41	64	0	0	.347	.320	3
1974	DETROIT	.217	60	92	9	20	33	4	0	3	8	1	0	0	7	19	0	0	.273	.359	6
1975	Evansville	.308	49	130	15	40	58	9	0	3	20	1	1	0	20	20	1	0	.397	.446	4
	DETROIT	.375	4	8	1	3	4	1	0	0	1	0	0	0	0	2	1	0	.375	.500	1
1976	Evansville	.234	96	269	23	63	91	13	0	5	25	1	5	2	36	47	2	1	.324	.338	7
1977	Evansville	.400	3	5	0	2	3	1	0	0	0	0	0	0	1	1	0	0	.500	.600	0
MINOR LEAGUE TOTALS		.247	835	2454	255	606	854	110	9	40	290	16	25	21	314	495	8	6	.334	.348	71
MAJOR LEAGUE TOTALS		.233	87	159	15	37	59	8	1	4	14	2	0	1	9	35	1	0	.278	.317	9

40-YEAR-OLD TIGERS TO HIT A HOME RUN

Three Tigers players have connected for a home run at the age of 40-or-older, for a total of 56 home runs. Darrell Evans leads the way with 49 home runs for the Tigers at the age of 40-or-older. The following is the list of players to hit a home run with the Tigers at the age 40-or-older:

Player	Home Runs
Darrell Evans	49
Doc Cramer	6
Bobby Lowe	1

Courtesy of David Vincent



2011 TIGERS



LLOYD MCCLENDON

Born: January 11, 1959

Opening Day Age: 52

Birthplace: Gary, IN

Residence: Chesterton, IN

Bats/Throws: R/R

Height/Weight: 6-0/215

HITTING COACH - 8

Returns for his sixth season as a member of the Tigers coaching staff in 2011, his fifth as the club's hitting coach...a veteran of 31 years in professional baseball, he served as the Tigers bullpen coach in 2006 after being named to Jim Leyland's staff on October 11, 2005.

- Served as the manager of the Pittsburgh Pirates for five seasons (2001-05) before joining the Tigers...served as a coach for the National League squad at Major League Baseball's All-Star Game in 2003 at Chicago's U.S. Cellular Field.
- Following his playing career, he began his coaching career as the Pirates roving minor league hitting instructor in 1996 ...spent the next four seasons (1997-2000) as the club's major league hitting coach.
- Managed Lancaster in the California Fall League following the 1999 season, leading the club to the league's championship...served as the manager for Peoria in the Arizona Fall League following the 2000 season until he resigned from that post on November 1, one week after being named the Pirates manager.
- His playing career spanned 16 seasons (1980-95) after he was selected in the eighth round of the June 1980 draft by the New York Mets...saw action at the major league level with the Cincinnati Reds (1987-88), Chicago Cubs (1989-90) and Pirates (1990-94).
- Was a member of four division-winning clubs with the Cubs (1989) and Pirates (1990-92)...owns a .625 batting average (10x16) in 11 games during his three appearances in the National League Championship Series.
- Graduated from Roosevelt High School in Indiana in 1977, where he was an all-state selection in baseball...played baseball at Valparaiso University.
- Participated in the 1971 Little League World Series and earned the nickname "Legendary Lloyd" after hitting five home runs in five swings and drawing five intentional walks for his Gary, IN team...as a pitcher in that same series, he fanned 12 batters in eight innings of the championship game against Tainan City, Taiwan -- was enshrined in the Peter J. McGovern Little League Museum's Hall of Excellence in Williamsport, PA on August 26, 2006.
- Actively participates with Play Baseball Detroit, sponsored baseball teams allowing youth to attend a Tigers game during the annual Negro Leagues Weekend and participated in the Tigers Winter Caravan.
- He and his wife Ingrid reside in Chesterton, IN during the off-season...the couple has two children, daughter Schenell (4/9/83) and son Bo (10/4/87).
- His son, Bo, was selected by the Tigers in the 39th round of the 2010 Major League Baseball First-Year Player Draft -- Bo made his professional debut with the Gulf Coast League Tigers in 2010.

RECORD AS A MANAGER

Year	Club	League	W	L	Pct.	Position	Games +/-
2001	Pittsburgh	National	62	100	.383	Sixth	-31.0
2002	Pittsburgh	National	72	89	.447	Fourth	-24.5
2003	Pittsburgh	National	75	87	.463	Fourth	-13.0
2004	Pittsburgh	National	72	89	.447	Fifth	-32.5
2005	Pittsburgh	National	55	81	.404	Sixth	-33.0
MAJOR LEAGUE TOTALS			336	446	.430	(Five Seasons)	—

2011 TIGERS



RECORD AS A PLAYER

Year	Club	AVG	G	AB	R	H	TB	2B	3B	HR	RBI	SH	SF	HB	BB	SO	SB	CS	OBP	SLG	E
1980	Kingsport	.326	14	46	7	15	20	2	0	1	9	0	0	0	5	7	0	1	.392	.435	3
	Little Falls	.274	40	117	25	32	52	9	1	3	20	0	1	2	32	20	2	1	.434	.444	7
1981	Lynchburg	.251	103	363	55	91	136	12	6	7	57	3	5	7	60	68	3	0	.363	.375	14
1982	Lynchburg	.273	108	384	61	105	186	25	1	18	78	0	3	2	55	65	4	3	.365	.484	15
1983	Waterbury	.263	123	434	58	114	182	19	2	15	57	3	1	5	42	64	4	6	.334	.419	8
1984	Vermont	.277	60	202	36	56	93	16	0	7	27	0	1	2	28	28	2	2	.369	.460	3
	Wichita	.296	48	152	28	45	78	13	1	6	28	0	1	0	21	33	2	0	.379	.513	4
1985	Denver	.277	114	379	57	105	181	18	5	16	79	0	3	3	51	56	4	4	.365	.478	17
1986	Denver	.259	132	433	75	112	216	30	1	24	88	0	4	2	70	75	2	4	.361	.499	11
1987	Nashville	.286	26	84	11	24	39	6	0	3	14	0	2	2	17	15	1	1	.410	.464	1
	Cincinnati	.208	45	72	8	15	26	5	0	2	13	0	1	0	4	15	1	0	.247	.361	2
1988	Nashville	.143	2	7	0	1	1	0	0	0	0	0	0	0	1	1	0	0	.250	.143	0
	Cincinnati	.219	72	137	9	30	43	4	0	3	14	1	2	2	15	22	4	0	.301	.314	4
1989	Iowa	.321	34	109	18	35	57	10	0	4	13	0	1	0	21	19	4	1	.427	.523	6
	Chicago (NL)	.286	92	259	47	74	124	12	1	12	40	1	7	1	37	31	6	4	.368	.479	6
1990	Iowa	.286	25	91	14	26	34	2	0	2	10	0	1	2	8	19	3	1	.353	.374	2
	Chicago (NL)	.159	49	107	5	17	23	3	0	1	10	0	1	0	14	21	1	0	.254	.215	1
	Pittsburgh	.333	4	3	1	1	4	0	0	1	2	0	0	0	0	1	0	0	.333	1.333	0
1991	Pittsburgh	.288	85	163	24	47	75	7	0	7	24	0	0	2	18	23	2	1	.366	.460	3
1992	Pittsburgh	.253	84	190	26	48	67	8	1	3	20	1	3	2	28	24	1	3	.350	.353	3
1993	Pittsburgh	.221	88	181	21	40	59	11	1	2	19	1	2	0	23	17	0	3	.306	.326	3
1994	Pittsburgh	.239	51	92	9	22	38	4	0	4	12	0	0	1	4	11	0	1	.278	.413	1
1995	Buffalo	.278	37	108	19	30	51	6	0	5	19	0	0	2	20	20	0	0	.400	.472	2
MINOR LEAGUE TOTALS		.272	866	2909	464	791	1326	168	17	111	499	6	23	29	431	490	31	24	.369	.456	93
MAJOR LEAGUE TOTALS		.244	570	1204	150	294	459	54	3	35	154	4	16	8	143	165	15	12	.325	.381	23

LEAGUE CHAMPIONSHIP SERIES RECORD

Year	Club/Opp.	AVG	G	AB	R	H	TB	2B	3B	HR	RBI	SH	SF	HB	BB	SO	SB	CS	OBP	SLG	E
1989	CHC vs. SFG	.667	3	3	0	2	2	0	0	0	0	0	0	0	1	0	0	0	.750	.667	0
1991	PIT vs. ATL	.000	3	2	0	0	0	0	0	0	0	0	0	0	1	0	0	0	.333	.000	0
1992	PIT vs. ATL	.727	5	11	4	8	13	2	0	1	4	0	1	0	4	1	0	0	.750	1.182	0
LCS TOTALS		.625	11	16	4	10	15	2	0	1	4	0	1	0	6	1	0	0	.696	.938	0

2011 TIGERS

TIGERS TRIPLE CROWN

Just 13 Tigers have led the club in batting average, home runs and RBI in the same season, led by Harry Heilmann who accomplished the feat six times. Six of the players are enshrined in the National Baseball Hall of Fame.

Year	Name	Avg.	HR	RBI	Year	Name	Avg.	HR	RBI
1903	Sam Crawford	.335	4	89	1938	Hank Greenberg	.315	58	146
1905	Sam Crawford	.297	6	75	1940	Hank Greenberg	.340	41	150
1907	Ty Cobb	.350	5	116	1963	Al Kaline	.312	27	101
1909	Ty Cobb	.377	9	107	1967	Al Kaline	.308	25	78
1911	Ty Cobb	.420	8	144	1975	Willie Horton	.275	25	92
1921	Harry Heilmann	.394	19	139	1979	Steve Kemp	.318	26	105
1923	Harry Heilmann	.403	18	115	1998	Tony Clark	.291	34	103
1924	Harry Heilmann	.346	10	113	2002	Randall Simon	.301	19	82
1925	Harry Heilmann	.393	13	133	2003	Dmitri Young	.297	29	85
1927	Harry Heilmann	.398	14	120	2007	Magglio Ordonez	.363	28	139
1928	Harry Heilmann	.328	14	107	2009	Miguel Cabrera	.324	34	103
1933	Charlie Gehringer	.325	12	105	2010	Miguel Cabrera	.328	38	126

Bold indicates led the American League



2011 TIGERS



JAVAIR GILLETT

Born: June 9, 1979

Opening Day Age: 31

Birthplace: Chicago, IL

Residence: Lakeland, FL

Bats/Throws: R/L

Height/Weight: 6-0/225

STRENGTH & CONDITIONING COORDINATOR - 00

Enters his seventh season as the Tigers strength and conditioning coordinator.

- Designs and implements conditioning programs for Tigers players.
- Spent the 2004 season as the Tigers minor league strength and conditioning coordinator.
- Interned with the Tigers organization in strength and conditioning with Triple A Toledo in 2003 and Double A Erie in 2002.
- Served as a strength and conditioning intern with the Orlando Magic during the 2002-03 NBA season.
- Received a bachelor's degree in exercise science in 2001 from DePauw University in Indiana...played four seasons on the university's baseball team.
- Is certified by the National Strength and Conditioning Association as a strength and conditioning specialist.
- Actively participates with Play Baseball Detroit, participated in the Detroit Tigers and Pepsi Refresh Recess Program and attended "Keeping Kids in the Game."
- Resides in Lakeland, FL.



SCOTT PICKENS

Born: October 8, 1979

Opening Day Age: 31

Birthplace: Rosebush, MI

Residence: Rosebush, MI

Bats/Throws: R/R

Height/Weight: 5-9/205

BULLPEN CATCHER - 99

Enters his sixth season as the Tigers bullpen catcher.

- Duties include catching the Tigers pitching staff during warm-ups as well as relievers during the game...additionally, he assists by throwing batting practice.
- Prior to joining the Tigers for the 2006 season, he played three seasons in the Frontier League...saw action with both Chillicothe (2003-04) and Florence (2005).
- Graduated from Central Michigan University in 2004 with a degree in education...played baseball at Central Michigan University and served as a student assistant coach following his playing career.
- Served briefly as an assistant baseball coach at both Longwood University and Eastern Kentucky University.
- Actively participates with Play Baseball Detroit, participated in the Detroit Tigers and Pepsi Refresh Recess Program and attended "Keeping Kids in the Game."
- Resides in Rosebush, MI.



ALBERTO ALBURQUERQUE

Born: June 10, 1986 **Opening Day Age:** 24
Birthplace: San Pedro de Macoris, DR **Residence:** San Pedro de Macoris, DR
Bats/Throws: R/R **Height/Weight:** 6-0/195
Major League Service: 0.000 **Signed Through:** 2011
How Obtained: Signed by the Tigers as a free agent on November 19, 2010

RIGHTHANDED PITCHER - 62

SEASON HIGHLIGHTS

Spent the entire **2010** season with Double A Tulsa in the Colorado Rockies organization.

- Sidelined May 29-August 1 with migraine headaches.
- Compiled a 1-1 record, 2.70 ERA (16.2IP/5ER) and 18 strikeouts in 11 outings during August.
- Saw action in 17 games with Aguilas in the Dominican Winter League following the season, posting a 3.28 ERA (24.2IP/9ER) and 27 strikeouts -- fourth among all league relievers with 9.85 strikeouts per nine innings.

Opened the **2009** season with Single A Daytona in the Chicago Cubs organization before he was assigned to Tulsa after Colorado acquired him in a two-player deal on July 2.

- Compiled a 1.32 ERA (13.2IP/2ER) and 18 strikeouts in eight appearances during May.
- Recorded a 2.57 ERA (14.0IP/4ER) over his first 11 outings with Tulsa July 4-August 3.
- Named the 20th-best prospect in the Rockies organization following the season by *Baseball America*.
- Posted a 3.00 ERA (9.0IP/3ER) in 10 games with Aguilas in the Dominican Winter League following the season.

Sidelined for the entire **2008** season with a right shoulder tear.

Assigned to Single A Peoria to begin the **2007** season.

- Sidelined April 22-May 19 with a right shoulder strain.
- Had his contract transferred from Peoria to Single A Boise on June 5.
- Finished 3-0 with a 2.79 ERA (19.1IP/6ER) and 22 strikeouts in five outings (two starts) during July.
- Had his contract transferred from Boise to Peoria on August 8.
- Landed on the disabled list for the remainder of the season on August 22 with right elbow strain.

Saw action with the Arizona League Cubs during the **2006** season.

- Sidelined for the remainder of the season after landing on the disabled list on August 4 with right elbow inflammation.

Missed the entire **2005** season with a right elbow strain.

Made his professional debut with the Dominican Summer League Cubs in **2004**.

Signed by the Cubs as a non-drafted free agent on July 4, **2003**.

PERSONAL/MISCELLANEOUS

Resides in San Pedro de Macoris, DR during the off-season.

- Participated in the Tigers Winter Caravan.

ALBERTO JOSE ALBURQUERQUE'S CAREER RECORD

Year	Club	W-L	ERA	G	GS	CG	SHO	SV	IP	H	AB	R	ER	HR	HB	BB	SO	WP	BK	AVG
2004	DSL Cubs	4-1	1.57	13	6	0	0	1	46.0	33	172	15	8	0	6	9	43	4	1	.192
2005	Did not pitch - injured																			
2006	AZL Cubs	0-2	5.68	8	5	0	0	0	12.2	10	43	8	8	1	0	10	15	1	0	.233
2007	Boise	3-2	3.73	10	6	0	0	1	41.0	42	158	20	17	2	3	17	49	3	0	.266
	Peoria	1-4	9.24	11	4	0	0	0	25.1	36	109	29	26	5	0	12	20	4	0	.330
2008	Did not pitch - injured																			
2009	Daytona	1-0	2.08	24	0	0	0	2	34.2	26	128	11	8	4	1	14	44	3	2	.203
	Tulsa	1-3	3.76	23	0	0	0	0	26.1	23	96	13	11	0	2	13	31	1	0	.240
2010	Tulsa	2-4	4.98	25	0	0	0	3	34.1	32	124	23	19	1	2	19	32	4	4	.258
MINOR LEAGUE TOTALS		12-16	3.96	114	21	0	0	7	220.1	202	830	119	97	13	14	94	234	20	7	.243



2011 TIGERS

TRANSACTIONS

- Signed by the Chicago Cubs as a non-drafted free agent on July 4, 2003
- On disabled list, June 28-September 1, 2005 (right elbow strain)
- On disabled list, August 4-September 1, 2006 (right elbow inflammation)
- On disabled list, April 22-May 19, 2007 (right shoulder strain)
- On disabled list, August 22-September 4, 2007 (right elbow strain)
- On disabled list, April 3-September 5, 2008 (right shoulder tear)
- Acquired by Colorado from the Chicago Cubs, in exchange for Jeff Baker on July 2, 2009
- On temporarily inactive list, April 13-25, 2010
- On disabled list, May 29-August 1, 2010 (migraine headaches)
- Signed by the Tigers as a free agent on November 19, 2010



ALEX AVILA

Born: January 29, 1987
Birthplace: Hialeah, FL
Bats/Throws: L/R
Major League Service: 1.061
How Obtained: Selected by the Tigers in the fifth round of the June 2008 draft

Opening Day Age: 24
Residence: Pembroke Pines, FL
Height/Weight: 5-11/210
Signed Through: 2011

CATCHER - 13

SEASON HIGHLIGHTS

Completed his first full season at the major league level with the Tigers in **2010**.

- Threw out 31.7 percent of runners attempting to steal (20x63), second among American League catchers.
- Belted two home runs on May 5 at Minnesota to establish a career high.
- Established a career high with three hits on June 11 versus Pittsburgh -- equaled the high with three hits on September 20 versus Kansas City and September 25 versus Minnesota.
- Compiled a career-best five-game hitting streak June 11-19, batting .529 (9x17) with a double, home run and eight RBI.
- Batted .306 (15x49) in 17 games during June.
- Connected for a two-run home run in the ninth inning on August 14 at Chicago's U.S. Cellular Field to lead the Tigers to a 3-2 win over the White Sox -- according to the Elias Sports Bureau, he was the first Tigers rookie catcher with a game-winning home run in the ninth inning-or-later since Lance Parrish belted a walk-off home run in the 16th inning off Seattle's Shane Rawley on May 16, 1978.
- Hit .302 (19x63) in 21 games during September.

Spent the first four months of the **2009** season with Double A Erie before having his contract purchased by the Tigers on August 5 and receiving his first major league action.

- Selected to the Eastern League's mid-season all-star squad.
- Threw out 43.6 percent of baserunners attempting to steal (34x78) with Erie, tops in the Eastern League.
- Hit .415 (17x41) with four doubles, two home runs and nine RBI over an 11-game stretch May 20-June 2.
- Batted .377 (23x61) with six doubles, three home runs and 17 RBI over an 18-game stretch June 20-July 8.
- Collected a season-high three home runs and seven RBI for Erie on July 24 versus Binghamton.
- Tied for fifth in the Eastern League with six home runs during July.
- Made his major league debut with the Tigers on August 6 versus Baltimore -- doubled and drove in a run in the third inning off David Hernandez for his first major league hit...finished with two hits to become the first Tigers player to collect two-or-more hits in his major league debut since Brent Clevlen did so on July 30, 2006 at Minnesota.
- Connected for his first major league home run on August 7 versus Minnesota, a two-run shot in the first inning off Anthony Swarzak -- collected a career-high four RBI in the game...marked his second straight game with two hits and at least one RBI...according to the Elias Sports Bureau, he became the first Tigers player to collect at least two hits and one RBI in both of his first two major league games since Dale Alexander did so during the 1929 season.
- Added two hits in his third career game on August 11 at Boston to become the first Tigers player since at least 1954 to begin his major league career with at least two hits in each of his first three games.
- Hit .324 (12x37) with four doubles, three home runs and nine RBI in 14 games during August -- tied for fourth among all American League rookies with three home runs during the month.
- Batted .400 (4x10) versus lefthanded pitchers with the Tigers...hit .255 (13x51) with righties on the mound.
- Hit .368 (14x38) in 17 games at home...batted .130 (3x23) in 12 games on the road.



- Named the sixth-best prospect and best defensive catcher in the Tigers organization following the season by *Baseball America*.
- Saw action in 15 games for Escogido in the Dominican Winter League following the season, batting .140 (7x50) with a double and three RBI.

Made his professional debut with Single A West Michigan after being selected by the Tigers in the fifth round of the June 2008 draft.

- Collected a season-high three hits on July 4 versus Fort Wayne -- matched the high with three hits on July 19 at Burlington and August 19 at South Bend.
- Tied for 10th in the Midwest League with a .337 batting average (30x89) in 24 games during July.
- Drove in a season-high four runs on August 19 at South Bend.
- Batted .326 (29x89) with nine doubles, a home run and 12 RBI in 24 games during August -- seventh in the Midwest League with a .326 batting average during the month.
- Played in all three of West Michigan's games during the Midwest League playoffs, hitting .182 (2x11) with three RBI.
- Named the 20th-best prospect in the Tigers organization following the season by *Baseball America*.

PERSONAL/MISCELLANEOUS

He and his wife Kristina reside in Pembroke Pines, FL during the off-season.

- Is the son of Tigers Vice President/Assistant General Manager Al Avila.
- Selected by the Tigers in the 34th round of the June 2005 draft out of Archbishop McCarthy High School in Florida, but he did not sign.
- Batted .271 (55x203) with 41 runs scored, 14 doubles, five home runs and 42 RBI in 60 games as a freshman at the University of Alabama in 2006.
- Played for the Ann Arbor Braves during the summer of 2006, hitting .489 with 13 home runs and 69 RBI.
- Earned Second-Team All-Southeastern Conference honors as a sophomore at the University of Alabama in 2007 -- hit .296 (66x223) with 38 runs scored, 15 doubles, 14 home runs and 61 RBI in 57 games.
- Saw action with Harwich in the Cape Cod League during the summer of 2007 -- batted .241 (33x137) with 15 runs scored, 11 doubles, two home runs and 13 RBI in 38 games.
- A First-Team All-Southeastern Conference selection as a junior at the University of Alabama in 2008, he hit .343 (82x239) with 57 runs scored, 12 doubles, 17 home runs and 62 RBI in 61 games.
- Actively participates with Tigers Dreams Come True and the Detroit Tigers Autographed Memorabilia Donation Program, supports Gloves for Kids, participated in a pre-game ceremony prior the annual Fiesta Tigres! game, served as a spokesman for "Michigan Reads," read to students at Fleming Academy in association with Detroit Newspapers in Education, visited patients at Children's Hospital of Michigan along with his wife Kristina, attended "Keeping Kids in the Game" and participated in the Tigers Winter Caravan.
- Recommended/signed by Jim Rough for the Tigers.

2011 TIGERS

ALEXANDER THOMAS AVILA'S CAREER RECORD

Year	Club	AVG	G	AB	R	H	TB	2B	3B	HR	RBI	SH	SF	HB	BB	SO	SB	CS	OBP	SLG	E
2008	West Michigan	.305	58	213	21	65	82	14	0	1	22	1	2	1	27	41	0	1	.383	.385	3
2009	Erie	.264	93	329	52	87	148	23	1	12	55	3	2	1	52	77	2	1	.365	.450	4
	DETROIT	.279	29	61	9	17	36	4	0	5	14	0	1	0	10	18	0	0	.375	.590	0
2010	DETROIT	.228	104	294	28	67	100	12	0	7	31	1	0	2	36	71	2	2	.316	.340	4
MINOR LEAGUE TOTALS		.280	151	542	73	152	230	37	1	13	77	4	4	2	79	118	2	2	.372	.424	7
MAJOR LEAGUE TOTALS		.237	133	355	37	84	136	16	0	12	45	1	1	2	46	89	2	2	.327	.383	4

TRANSACTIONS

- Selected by the Tigers in the 34th round of the June 2005 draft
- Selected by the Tigers in the fifth round of the June 2008 draft

CAREER FIELDING

	G	TC	PO	A	E	DP	PCT
Catcher	123	702	657	41	4	5	.994

IN-DEPTH CATCHING STATISTICS

Year	G	SB	CS	CS %	CERA	PB	CPKO
2009	25	11	4	26.7%	5.52	4	0
2010	98	43	20	31.7%	4.47	6	0
Totals	123	54	24	30.8%	4.65	10	0

* - Does not include pitcher-assisted caught stealing



2011 TIGERS

CAREER HIGHS

Hits: 3 (three times) - last, September 25, 2010 vs. Minnesota

Home Runs: 2 - May 5, 2010 at Minnesota

RBI: 4 - August 7, 2009 vs. Minnesota

Stolen Bases: 1 (twice) - last, June 11, 2010 vs. Pittsburgh

Hitting Streak: 5 - June 11-19, 2010

TWO HOME RUN GAMES (1)

May 5, 2010 at Minnesota



JOHN BALE

**NON-ROSTER
INVITEE**

Born: May 22, 1974

Birthplace: Cheverly, MD

Bats/Throws: L/L

Major League Service: 4.016

How Obtained: Signed by the Tigers as a minor league free agent on December 1, 2010

Opening Day Age: 36

Residence: Odessa, FL

Height/Weight: 6-4/210

Signed Through: 2011

LEFTHANDED PITCHER - 66

SEASON HIGHLIGHTS

Saw action in 30 games with Hiroshima in the Japanese Baseball League during the **2010** season.

Opened the **2009** season on Kansas City's disabled list after undergoing surgery for hyperthyroidism.

- Assigned to Double A Northwest Arkansas by the Royals for an injury rehabilitation assignment on May 5 -- saw action in six games with Northwest Arkansas before his injury rehabilitation assignment was transferred to Triple A Omaha on May 23...did not appear in a game with Omaha before the Royals recalled his injury rehabilitation assignment and reinstated him from the disabled list on May 24.
- Registered his first major league save on June 24 at Houston.
- Unconditionally released by the Royals on December 10.

Began the **2008** season in Kansas City's starting rotation before landing on the disabled list after three starts on April 16 with a left shoulder strain.

- Assigned to Northwest Arkansas by the Royals for an injury rehabilitation assignment on July 15 -- saw action in two games before his injury rehabilitation assignment was transferred to Omaha on July 19...appeared in seven games with Omaha before his injury rehabilitation assignment was recalled by the Royals on August 6 after he fractured his left hand.
- Returned to Omaha to begin a second injury rehabilitation assignment on August 24 -- started three games before he was recalled from his injury rehabilitation assignment by the Royals on August 31 and reinstated from the disabled list on September 2.
- Did not allow a run in 10 outings during September with the Royals, tossing 11.1 scoreless innings.
- Not tendered a contract by the Royals for the 2009 season on December 12 -- re-signed by the Royals as a free agent on December 16.

Sidelined during the first half of the **2007** season after opening the year on Kansas City's disabled list with a teres major muscle injury.

- Assigned to Double A Wichita by the Royals for an injury rehabilitation assignment on April 30 -- started three games with Wichita before his injury rehabilitation assignment was recalled by the Royals on May 7 due to a recurrence of his teres major muscle injury.
- Joined Omaha for an injury rehabilitation assignment on May 27 -- did not allow a run in six innings of work during his four outings before he was recalled by the Royals from the injury rehabilitation assignment due to tightness in his left gluteus muscle.
- Returned to Omaha for an injury rehabilitation assignment on June 29 -- appeared in four games before he was recalled from his injury rehabilitation assignment and reinstated from the disabled list by the Royals on July 14.
- Fanned a season-high seven batters on September 9 versus the New York Yankees -- marked the most strikeouts by a Royals reliever since Paul Byrd struck out seven batters on June 15, 2001 at Milwaukee.

Spent the **2004**, **2005** and **2006** seasons with Hiroshima in the Japanese Baseball League.



Assigned to Triple A Norfolk by the New York Mets to open the **2003** season.

- Appeared in eight games with Norfolk before he was released by the Mets organization on May 3.
- Joined Triple A Louisville after being signed by the Cincinnati Reds as a minor league free agent on May 8.
- Had his contract purchased by the Reds from Louisville on July 30.
- Fanned a career-high nine batters on August 13 versus Arizona.
- Unconditionally released by the Reds on December 10 due to his desire to pitch in Japan.

Acquired by the Mets from the Baltimore Orioles in a two-player deal on April 3, **2002**, he was assigned to Norfolk.

- Did not allow a run over a five-outing stretch April 19-May 14, tossing 11.1 scoreless innings.
- Sidelined April 26-May 10 with a strained groin.
- Landed on the disabled list for the remainder of the season on May 28 with a left wrist sprain.

Assigned to Triple A Rochester by the Orioles to open the **2001** season.

- Started one game with Rochester before he was recalled by the Orioles on April 13.
- Earned his first major league win on April 14 versus Tampa Bay.
- Optioned back to Rochester by the Orioles on April 24.
- Sidelined June 11-July 26 with a left oblique strain -- assigned to the Gulf Coast League Orioles for an injury rehabilitation assignment July 16-26.
- Recalled by the Orioles from Rochester for the remainder of the season on August 10.
- Posted a 2.19 ERA (12.1IP/3ER) in six outings during August for Baltimore.

Opened the **2000** season with Triple A Syracuse in the Toronto Blue Jays organization.

- Tabbed the International League Pitcher of the Week for April 6-16 after winning his only decision and holding opponents scoreless in 12.0 innings during his two starts.
- Recalled from Syracuse by Toronto on April 17 -- appeared in two games with Toronto before he was optioned back to Syracuse for the remainder of the season on April 28.
- Sidelined May 4-19 with a pulled groin muscle and June 29-July 20 with a left elbow strain.
- Finished 2-0 with a 2.91 ERA (21.2IP/7ER) in eight outings during August.
- Acquired by Baltimore from Toronto in a two-player deal on December 11.

Pitched the majority of the **1999** season with Double A Knoxville, topping all Southern League relievers with 13.39 strikeouts per nine innings.

- Posted a 2.66 ERA (23.2IP/7ER) in five outings with Knoxville during July.
- Had his option transferred from Knoxville to Syracuse on July 29.
- Joined Toronto after reporting on September 28 -- made his major league debut on September 30 at Cleveland.

Sidelined to begin the **1998** season following left shoulder surgery before he saw action in 24 games with Single A Dunedin.

- Had his contract transferred from Dunedin to Knoxville on September 4.

Tied for fourth in the South Atlantic League with 155 strikeouts for Single A Hagerstown during the **1997** season.

- Tabbed the South Atlantic League Pitcher of the Week for May 10-16.

Made his professional debut with Single A St. Catharines after being selected by Toronto in the fifth round of the June **1996** draft.

PERSONAL/MISCELLANEOUS

He, his wife Genevieve, daughters Madison and Olivia and son Zachary reside in Odessa, FL during the off-season.

- His brother-in-law is Vincent LeCavalier, a center with the Tampa Bay Lightning in the National Hockey League.
- Selected by St. Louis in the 12th round of the June **1994** draft out of Jefferson Davis Community College in Alabama, but he did not sign.
- Compiled a 5-4 record and 2.70 ERA in 13 games with the University of Southern Mississippi in **1995**.
- Finished 9-8 with a 4.01 ERA in 19 outings with the University of Southern Mississippi in **1996**.



2011 TIGERS

JOHN ROBERT BALE'S CAREER RECORD

Year	Club	W-L	ERA	G	GS	CG	SHO	SV	IP	H	AB	R	ER	HR	HB	BB	SO	WP	BK	AVG
1996	St. Catharines	3-2	4.86	8	8	0	0	0	33.1	39	135	21	18	2	0	11	35	4	2	.289
1997	Hagerstown	7-7	4.30	25	25	0	0	0	140.1	130	532	83	67	11	1	63	155	11	0	.244
1998	Dunedin	4-5	4.64	24	9	0	0	4	66.0	68	255	39	34	5	4	23	78	6	1	.267
	Knoxville	0-0	6.75	3	0	0	0	0	1.1	1	5	1	1	1	0	0	0	0	0	.200
1999	Knoxville	2-2	3.75	33	4	0	0	1	62.1	64	248	32	26	7	0	16	91	4	0	.258
	Syracuse	0-3	3.97	6	4	0	0	0	22.2	16	77	14	10	1	0	10	10	1	0	.208
	Toronto	0-0	13.50	1	0	0	0	0	2.0	2	8	3	3	1	0	2	4	0	0	.250
2000	Syracuse	3-4	3.19	21	12	0	0	0	79.0	68	291	35	28	4	2	41	70	4	0	.234
	Toronto	0-0	14.73	2	0	0	0	0	3.2	5	16	7	6	1	2	3	6	0	0	.313
2001	GCL Orioles#	0-0	2.25	2	2	0	0	0	4.0	1	11	1	1	0	0	2	7	1	0	.091
	Rochester	1-1	2.05	9	7	0	0	0	30.2	31	118	8	7	1	0	5	41	1	0	.263
	Baltimore	1-0	3.04	14	0	0	0	0	26.2	18	93	14	9	2	1	17	21	1	0	.194
2002	Norfolk	2-2	3.54	12	2	0	0	0	28.0	22	100	11	11	2	2	7	27	1	0	.220
2003	Norfolk	0-1	3.29	8	0	0	0	0	13.2	11	50	5	5	0	0	3	15	0	0	.220
	Louisville	4-1	3.30	26	2	0	0	4	43.2	36	163	17	16	1	2	13	43	1	0	.221
	Cincinnati	1-2	4.47	10	9	0	0	0	46.1	50	178	24	23	7	2	12	37	1	0	.281
2004	Hiroshima	11-10	4.21	25	25	1	0	0	160.1	165	—	86	75	16	8	62	173	4	0	—
2005	Hiroshima	2-1	3.19	51	0	0	0	24	53.2	44	—	24	19	9	5	16	72	1	0	—
2006	Hiroshima	1-2	2.93	30	5	0	0	6	43.0	45	—	16	14	5	0	11	46	1	0	—
2007	Wichita#	0-0	4.50	3	3	0	0	0	4.0	5	16	2	2	1	0	2	0	0	0	.313
	Omaha#	0-1	2.84	8	4	0	0	0	12.2	13	49	5	4	0	0	1	12	0	0	.265
	Kansas City	1-1	4.05	26	0	0	0	0	40.0	45	155	18	18	1	1	17	42	2	0	.290
2008	NW Arkansas#	0-0	5.40	2	1	0	0	0	1.2	3	7	1	1	0	0	0	3	0	0	.429
	Omaha#	0-3	10.80	10	7	0	0	0	11.2	17	50	14	14	3	0	5	8	0	0	.340
	Kansas City	0-3	4.39	13	3	0	0	0	26.2	29	99	13	13	1	0	6	14	1	0	.293
2009	NW Arkansas#	0-0	1.35	6	0	0	0	0	6.2	4	24	2	1	0	0	1	5	0	0	.167
	Kansas City	0-1	5.72	43	0	0	0	1	28.1	34	115	19	18	3	1	18	24	2	0	.296
2010	Hiroshima	0-3	7.09	30	0	0	0	1	26.2	29	—	23	21	3	3	15	21	0	0	—
MINOR LEAGUE TOTALS		26-32	3.94	206	90	0	0	0	561.2	529	2131	291	246	39	11	203	600	34	3	.248
AL TOTALS		2-5	4.74	99	3	0	0	1	127.1	133	486	74	67	9	5	63	111	6	0	.274
NL TOTALS		1-2	4.47	10	9	0	0	0	46.1	50	178	24	23	7	2	12	37	1	0	.281
MAJOR LEAGUE TOTALS		3-7	4.66	109	12	0	0	1	173.2	183	664	98	90	16	7	75	148	7	0	.276
JAPAN TOTALS		14-16	4.09	136	30	1	0	31	283.2	283	—	149	129	33	16	104	312	6	0	—

TRANSACTIONS

- Selected by St. Louis in the 12th round of the June 1994 draft
- Selected by Toronto in the fifth round of the June 1996 draft
- On temporarily inactive list, June 21-July 24, 1996
- On disabled list, April 2-May 15, 1998 (left shoulder surgery)
- On disabled list, May 4-19, 2000 (pulled groin muscle)
- On disabled list, June 29-July 20, 2000 (left elbow strain)
- Acquired by Baltimore from Toronto, in exchange for Jayson Werth on December 11, 2000
- On disabled list, June 11-July 26, 2001 (left oblique strain)
- Acquired by the New York Mets from Baltimore, in exchange for Gary Matthews Jr. on April 3, 2002
- On disabled list, April 26-May 10, 2002 (strained groin)
- On disabled list, May 28-September 11, 2002 (left wrist strain)
- Signed by Cincinnati as a minor league free agent on May 8, 2003
- Signed by Hiroshima (Japan) as a free agent on December 10, 2003
- Signed by Kansas City as a free agent on December 8, 2006
- On disabled list, April 1-July 14, 2007 (teres major muscle injury)
- On disabled list, April 16-September 2, 2008 (left shoulder strain)
- On disabled list, March 27-May 24, 2009 (hyperthyroidism)
- Signed by Hiroshima (Japan) as a free agent on February 19, 2010
- Signed by the Tigers as a minor league free agent on December 1, 2010

MAJOR LEAGUE HITTING RECORD

	AVG	AB	R	H	2B	3B	HR	RBI	SH	SF	HBP	BB	SO
2010	—	—	—	—	—	—	—	—	—	—	—	—	—
Career	.118	17	0	2	0	0	0	0	0	0	0	0	8

CAREER FIELDING

	G	TC	PO	A	E	DP	PCT
Pitcher	109	38	6	31	1	3	.974



CAREER HIGHS

Longest Winning Streak: 1 (three times) - last, August 24, 2007
Longest Losing Streak: 3 - April 4-15, 2008
Strikeouts: 9 - August 13, 2003 vs. Arizona
Walks: 6 - July 24, 2007 vs. New York Yankees
Innings (starter): 6.1 - April 4, 2008 at Minnesota
Innings (relief): 4.0 - September 7, 2001 at Seattle
Low-Hit Game: 3 - August 13, 2003 vs. Arizona (6.0IP)



DUANE BELOW

Born: November 15, 1985
Birthplace: Britton, MI
Bats/Throws: L/L
Major League Service: 0.000
How Obtained: Selected by the Tigers in the 19th round of the June 2006 draft
Opening Day Age: 25
Residence: Britton, MI
Height/Weight: 6-3/218
Signed Through: 2011

LEFTHANDED PITCHER - 64

SEASON HIGHLIGHTS

Spent the entire **2010** season with Double A Erie, finishing second on the SeaWolves staff with 103 strikeouts.

- Tied for the lead in the Eastern League with 28 games started, while he tied for fourth with 12 losses and tied for fifth with 17 home runs allowed.
- Fanned a season-high 10 batters on April 27 at Bowie.
- Compiled a 2.80 ERA (45.0IP/14ER) over a 10-start stretch April 27-June 15.
- Won each of his final three decisions of the season August 19-September 3.
- Tied for seventh in the Eastern League with three wins during August.
- Named the 15th-best prospect in the Tigers organization following the season by *Baseball America*.

Assigned to Single A Lakeland to begin the **2009** season.

- Finished 13th in the Florida State League with a 1.86 ERA (19.1IP/4ER) in four starts during April.
- Had his contract transferred from Lakeland to Erie on May 15.
- Landed on the disabled list for the remainder of the season on May 25 with a left elbow sprain.

Led the Florida State League with 126 strikeouts during the **2008** season with Lakeland.

- Tied for the lead in the Florida State League with 26 games started, while he finished third with 70 walks.
- Topped all league starters with 8.70 strikeouts per nine innings.
- Fanned a season-high 10 batters on May 12 at Tampa -- equaled the high with 10 strikeouts on July 22 at Vero Beach.
- Finished 2-1 with a 2.23 ERA (36.1IP/9ER) and 39 strikeouts in six starts during May -- led the Florida State League with 39 strikeouts during the month, while he finished second with a 2.23 ERA.
- Tied for fourth in the Florida State League with three wins during August.

Tabbed the Tigers Minor League Pitcher of the Year and Single A West Michigan's Pitcher of the Year in **2007** after leading the Midwest League with 160 strikeouts.

- Selected to the Midwest League's mid-season all-star squad.
- Tied for the lead in the Midwest League with 13 wins, while he finished fourth with a 2.97 ERA, tied for fourth with 26 games started and tied for fifth with 58 walks.
- Led all league starters with 9.89 strikeouts per nine innings, while he finished fourth with a .236 batting average against.
- Fanned a season-high 14 batters on May 11 versus Cedar Rapids.
- Tabbed the Tigers Minor League Pitcher of the Month for May after compiling a 4-1 record and 2.75 ERA (36.0IP/11ER) in six starts -- tied for second in the Midwest League with four wins during the month.
- Struck out 10 batters on July 1 at South Bend.
- Won each of his final five decisions of the season July 29-August 29.
- Tied for second in the Midwest League with 42 strikeouts in six starts during July, while he finished 13th with a 2.41 ERA (33.2IP/9ER).
- Earned Tigers Minor League Pitcher of the Month honors for August after he finished 4-0 with a 0.56 ERA (32.1IP/2ER) in five starts -- second in the Midwest League with a 0.56 ERA during the month, while he tied for fourth with four wins



2011 TIGERS

and 36 strikeouts.

- Won both of his starts during the Midwest League playoffs, posting a 2.63 ERA (13.2IP/4ER) and 17 strikeouts.
- Named the 26th-best prospect in the Tigers organization following the season by *Baseball America*.

Made his professional debut with the Gulf Coast League Tigers after being selected by Detroit in the 19th round of the June 2006 draft.

- Did not allow a run in 22.1 innings of work over a nine-outing stretch July 13-August 21.
- Had his contract transferred from the Gulf Coast League Tigers to Single A Oneonta on August 24.
- Tabbed the Tigers Minor League Pitcher of the Month for August -- combined to post a 2-0 record and 0.92 ERA (29.1IP/3ER) in six outings (five starts) with the Gulf Coast League Tigers and Oneonta.

PERSONAL/MISCELLANEOUS

Resides in Britton, MI during the off-season.

- Attended Lake Michigan College.
- Participated in the Tigers Winter Caravan.
- Recommended/signed by Tom Osowski for the Tigers.

DUANE ARTHUR BELOW'S CAREER RECORD

Year	Club	W-L	ERA	G	GS	CG	SHO	SV	IP	H	AB	R	ER	HR	HB	BB	SO	WP	BK	AVG
2006	GCL Tigers	2-0	1.60	15	4	0	0	0	33.2	27	125	8	6	1	0	10	30	2	0	.216
	Oneonta	0-0	3.86	2	2	0	0	0	9.1	11	39	6	4	0	0	5	8	0	0	.282
2007	West Michigan	13-5	2.97	26	26	0	0	0	145.2	128	543	54	48	6	3	58	160	9	2	.236
2008	Lakeland	8-7	4.46	27	26	0	0	0	133.1	144	515	75	66	10	2	70	126	6	2	.280
2009	Lakeland	1-4	3.14	6	6	0	0	0	28.2	22	106	11	10	4	0	14	38	2	0	.208
	Erie	1-0	1.59	2	2	0	0	0	11.1	7	40	4	2	1	0	6	7	1	0	.175
2010	Erie	7-12	4.93	28	28	0	0	0	126.0	137	499	78	69	17	3	37	103	6	2	.275
MINOR LEAGUE TOTALS		32-28	3.78	106	94	0	0	0	488.0	476	1867	236	205	39	8	200	472	26	6	.255

TRANSACTIONS

- Selected by the Tigers in the 19th round of the June 2006 draft
- On disabled list, May 25-September 8, 2009 (left elbow sprain)



JOAQUIN BENOIT

Born: July 26, 1977
 Birthplace: Santiago, DR
 Bats/Throws: R/R
 Major League Service: 8.040
 How Obtained: Signed by the Tigers as a free agent on November 19, 2010

Opening Day Age: 33
 Residence: Santiago, DR
 Height/Weight: 6-3/220
 Signed Through: 2013

RIGHTHANDED PITCHER - 53

CAREER HIGHLIGHTS

The 2011 season will mark Benoit's first season with the Tigers...marks the first year of a three-year contract he agreed to terms with the club on November 19, 2010.

SEASON HIGHLIGHTS

Topped all American League relievers with a 1.34 ERA after signing with the Tampa Bay Rays as a minor league free agent on February 15, 2010.

- Led all American League relievers with a .147 batting average against, 4.48 hits per nine innings and 6.12 baserunners per nine innings, while he finished second with 1.64 walks per nine innings and 6.82 strikeouts per walk, third with 11.19 strikeouts per nine innings and fifth with 75 strikeouts.
- Assigned to Triple A Durham to begin the season -- appeared in eight games with Durham before he had his contract purchased by Tampa Bay on April 29.
- Did not allow a run in his first 13 outings of the season with Tampa Bay April 29-June 5, fanning 16 batters in 12.0 scoreless innings.
- Struck out a season-high five batters on May 17 versus Cleveland.
- Compiled a 0.69 ERA (13.0IP/1ER) over his final 13 outings of the season August 29-October 3.



- Posted a 0.65 ERA (27.2IP/2ER) in 29 outings prior to the all-star break...compiled a 1.93 ERA (32.2IP/7ER) in 34 appearances following the all-star break.

Sidelined for the entire **2009** season with the Texas Rangers after undergoing surgery to repair a torn right rotator cuff on January 27, a procedure performed by Dr. Timothy Kremchek in Cincinnati, OH.

Appeared in 44 games with the Rangers during the **2008** season.

- Compiled a 2.20 ERA (16.1IP/4ER) in 15 outings during May.
- Sidelined July 3-August 6 with right shoulder inflammation.
- Assigned to Double A Frisco by Texas for an injury rehabilitation assignment on July 25 -- appeared in three games with Frisco before his injury rehabilitation assignment was transferred to Triple A Oklahoma on August 2...saw action in two games with Oklahoma before his injury rehabilitation assignment was recalled by Texas on August 6.
- Posted a 5.60 ERA (35.1IP/22ER) in 34 outings prior to the all-star break...compiled a 2.79 ERA (9.2IP/3ER) in 10 appearances following the all-star break.

Established a career high with 70 appearances for Texas during the **2007** season as he was named the Rangers Pitcher of the Year by the local chapter of the BBWAA.

- Finished second among all American League relievers with 87 strikeouts, while he tied for second with seven wins and finished third with 82.0 innings pitched.
- Posted a 1.23 ERA (14.2IP/2ER) in 13 outings during May.
- Established a career high with a four-game winning streak July 25-August 25.
- Did not allow a run in 13 appearances during August, fanning 22 batters in 16.0 scoreless innings.
- Limited lefthanded batters to a .172 batting average (23x134)...righties hit .268 (45x168) against him.
- Compiled a 3.13 ERA (46.0IP/16ER) in 39 outings prior to the all-star break...posted a 2.50 ERA (36.0IP/10ER) in 31 appearances following the all-star break.

Worked exclusively in relief for the first time in his career during the **2006** season with Texas.

- Seventh among all American League relievers with 79.2 innings pitched and 85 strikeouts.
- Compiled a 2.20 ERA (16.1IP/4ER) over a 16-outing stretch April 5-May 10.
- Limited lefthanded batters to a .191 batting average (22x115)...righties hit .245 (46x188) against him.

Opened the **2005** season on Texas' disabled list with right shoulder tendinitis, being sidelined until May 2.

- Saw action in three games with Oklahoma during an injury rehabilitation assignment April 25-May 2.
- Worked both as a starter and reliever during the season with Texas -- finished 2-4 with a 5.96 ERA (45.1IP/30ER) in nine starts, while he went 2-0 with a 1.30 ERA (41.2IP/6ER) in 23 relief outings.
- Sidelined June 9-28 with right elbow tendinitis -- appeared in one game with the Arizona League Rangers during an injury rehabilitation assignment.
- Posted a 1.88 ERA (14.1IP/3ER) in 11 outings during September.
- Compiled a 0.83 ERA (21.2IP/2ER) in 10 outings prior to the all-star break...posted a 4.68 ERA (65.1IP/34ER) in 22 appearances (nine starts) following the all-star break.

Made Texas' Opening Day roster for the first time in his career in **2004** -- split time between the starting rotation and bullpen with the Rangers.

- Finished 3-5 with a 6.33 ERA (75.1IP/53ER) in 15 starts...posted a 3.90 ERA (27.2IP/12ER) in 13 relief outings.
- Sidelined August 23-September 7 with right shoulder tendinitis -- appeared in one game with Frisco as part of an injury rehabilitation assignment.
- Compiled a 2.03 ERA (13.1IP/3ER) in five outings (two starts) during September.
- Limited lefthanded batters to a .249 batting average (52x209)...righties hit .311 (61x196) against him.

Assigned to Oklahoma to begin the **2003** season, making five starts before he was recalled by Texas for the remainder of the season on May 2.

- Established a career high with eight strikeouts on May 20 versus Tampa Bay -- equaled the career high with eight strikeouts on June 22 versus Houston.
- Sidelined June 1-22 with right elbow inflammation -- started one game with Oklahoma during an injury rehabilitation assignment.
- Limited lefthanded batters to a .222 batting average (47x212)...righties batted .272 (52x191) against him.

Appeared in 17 games (13 starts) during five separate stints with Texas during the **2002** season.

- Assigned to Oklahoma to begin the season -- led all Pacific Coast League starters with a .204 batting average against, while he finished second with 9.40 strikeouts per nine innings and fifth with 10.76 baserunners per nine innings.



2011 TIGERS

- Recalled by Texas from Oklahoma on May 9 -- earned his first major league win that day versus the Chicago White Sox before he was optioned back to Oklahoma on May 11.
- Recalled by Texas from Oklahoma on June 4 -- made one appearance in relief for the Rangers before he was optioned to Oklahoma on June 8.
- Tabbed the Pacific Coast League Pitcher of the Week for June 10-16 -- earned the win in his only start during the week, fanning nine batters in eight scoreless innings on June 14 versus Memphis.
- Recalled by Texas from Oklahoma to start the first game of a doubleheader on June 24 versus Anaheim -- optioned back to Oklahoma following the game.
- Had his option transferred from Oklahoma to Single A Charlotte on July 10 -- started one game with Charlotte before he was recalled by Texas on July 15...started that night for the Rangers at Kansas City before he was optioned to Oklahoma on July 16.
- Recalled by Texas from Oklahoma for the remainder of the season on July 29.

Assigned to Double A Tulsa to open the **2001** season, starting four games before his option was transferred to Oklahoma on April 23.

- Second among all Pacific Coast League starters with 9.76 strikeouts per nine innings with Oklahoma...finished fifth in the league with 73 walks.
- Struck out 11 batters on May 6 at Iowa -- equaled that total with 11 strikeouts on June 7 versus Sacramento.
- Recalled by Texas from Oklahoma on August 8 -- made his major league debut that evening versus Detroit, starting against Nate Cornejo...both Benoit and Cornejo were making their major league debuts, marking the first time two pitchers started against each other in their major league debuts since August 21, 1990 when Minnesota's Paul Abbott faced Kansas City's Jim Campbell...optioned back to Oklahoma for the remainder of the season on August 9.
- Tabbed the Pacific Coast League Pitcher of the Week for August 27-September 3 -- won both of his starts during the week, posting a 0.53 ERA (17.0IP/1ER) and 20 strikeouts.
- Fanned a season-high 12 batters as he fired a three-hit shutout on September 3 versus Memphis -- tied for fourth in the Pacific Coast League with one shutout.
- Named the seventh-best prospect in the Rangers organization and 15th-best prospect in the Pacific Coast League following the season by *Baseball America*.

Limited to 16 starts with Tulsa during the **2000** season after being sidelined for nearly two months with severe right shoulder discomfort.

- Fanned a season-high 11 batters on August 24 at Round Rock.
- Named the fifth-best prospect in the Rangers organization following the season by *Baseball America*.
- Saw action in eight games with Grand Canyon in the Arizona Fall League following the season, posting a 2-2 record and 1.91 ERA (33.0IP/7ER).

Spent the entire **1999** season with Charlotte, tying for the staff lead with 22 games started and finishing second with 83 strikeouts.

Limited to 15 starts with Single A Savannah during the **1998** season due to two separate stints on the disabled list.

- Sidelined June 1-July 20 with a tender right elbow.
- Landed on the disabled list for the remainder of the season on August 5 with right shoulder tightness.

Started 10 games for the Gulf Coast League Rangers during the **1997** season.

- Fanned seven batters in eight scoreless innings to earn the win in his only start during the Gulf Coast League playoffs.
- Named the sixth-best prospect in the Rangers organization and eighth-best prospect in the Gulf Coast League following the season by *Baseball America*.

Made his professional debut with the Dominican Summer League Rangers after signing with Texas as a non-drafted free agent on May 20, **1996**.

PERSONAL/MISCELLANEOUS

Resides in Santiago, DR during the off-season...has a daughter, Jackelyn (9/29/10).

- Won the **2010** Tony Conigliaro Award, an honor presented each year to a major league player who has overcome adversity through the attributes of spirit, determination and courage.
- Actively participates in the Detroit Tigers Autographed Memorabilia Program.



JOAQUIN ANTONIO BENOIT'S CAREER RECORD

Year	Club	W-L	ERA	G	GS	CG	SHO	SV	IP	H	AB	R	ER	HR	HB	BB	SO	WP	BK	AVG
1996	DSL Rangers	6-5	2.28	14	13	2	0	0	75.0	63	290	26	19	4	0	23	63	2	1	.217
1997	GCL Rangers	3-3	2.05	10	10	1	0	0	44.0	40	164	14	10	0	1	11	38	1	0	.244
1998	Savannah	4-3	3.83	15	15	1	0	0	80.0	79	314	41	34	8	3	18	68	3	1	.252
1999	Charlotte	7-4	5.31	22	22	0	0	0	105.0	117	412	67	62	5	11	50	83	3	2	.284
2000	Tulsa	4-4	3.83	16	16	0	0	0	82.1	73	308	40	35	6	4	30	72	6	0	.237
2001	Tulsa	1-0	3.32	4	4	0	0	0	21.2	23	87	8	8	1	1	6	23	2	0	.264
	Oklahoma	9-5	4.19	24	24	1	1	0	131.0	113	483	63	61	14	4	73	142	7	0	.234
	Texas	0-0	10.80	1	1	0	0	0	5.0	8	22	6	6	3	0	3	4	0	0	.364
2002	Charlotte	0-0	0.00	1	1	0	0	0	5.0	1	17	0	0	0	0	3	8	0	0	.059
	Oklahoma	8-4	3.56	16	16	0	0	0	98.2	74	363	42	39	8	7	37	103	6	0	.204
	Texas	4-5	5.31	17	13	0	0	1	84.2	91	335	51	50	6	5	58	59	7	0	.272
2003	Oklahoma	2-1	3.82	6	6	0	0	0	33.0	28	121	17	14	3	2	11	31	1	0	.231
	Texas	8-5	5.49	25	17	0	0	0	105.0	99	403	67	64	23	3	51	87	3	1	.246
2004	Frisco#	0-0	0.00	1	1	0	0	0	2.0	0	6	0	0	0	0	0	6	0	0	.000
	Texas	3-5	5.68	28	15	0	0	0	103.0	113	405	67	65	19	8	31	95	3	0	.279
2005	AZL Rangers#	0-0	0.00	1	1	0	0	0	2.0	0	5	0	0	0	0	1	4	0	0	.000
	Oklahoma#	0-1	5.40	3	1	0	0	0	5.0	4	17	3	3	1	1	4	2	1	0	.235
	Texas	4-4	3.72	32	9	0	0	0	87.0	69	326	39	36	9	2	38	78	1	0	.212
2006	Texas	1-1	4.86	56	0	0	0	0	79.2	68	303	49	43	5	3	38	85	3	0	.224
2007	Texas	7-4	2.85	70	0	0	0	6	82.0	68	302	28	26	6	2	28	87	3	0	.225
2008	Frisco#	0-0	16.20	3	1	0	0	0	1.2	4	8	3	3	0	1	4	2	2	0	.500
	Oklahoma#	1-0	0.00	2	0	0	0	0	3.0	1	9	0	0	0	0	0	3	0	0	.111
	Texas	3-2	5.00	44	0	0	0	1	45.0	40	172	28	25	6	0	35	43	3	0	.233
2009	Did not pitch - injured																			
2010	Durham	0-1	2.79	8	0	0	0	2	9.2	8	37	3	3	2	0	3	17	0	0	.216
	Tampa Bay	1-2	1.34	63	0	0	0	1	60.1	30	204	10	9	6	0	11	75	1	0	.147
MINOR LEAGUE TOTALS		45-31	3.75	146	131	5	1	2	699.0	628	2641	327	291	52	35	274	665	34	4	.238
MAJOR LEAGUE TOTALS		31-28	4.47	336	55	0	0	9	651.2	586	2472	345	324	83	23	293	613	24	1	.237

2011 TIGERS

TRANSACTIONS

- Signed by Texas as a non-drafted free agent on May 20, 1996
- On disabled list, June 1-July 20, 1998 (tender right elbow)
- On disabled list, August 5-October 15, 1998 (right shoulder tightness)
- On disabled list, May 2-June 21, 2000 (severe right shoulder discomfort)
- On disabled list, June 1-22, 2003 (right elbow inflammation)
- On bereavement list, July 20-26, 2004
- On disabled list, August 23-September 7, 2004 (right shoulder tendinitis)
- On disabled list, March 25-May 2, 2005 (right shoulder tendinitis)
- On disabled list, June 9-28, 2005 (right elbow tendinitis)
- On disabled list, July 3-August 6, 2008 (right shoulder inflammation)
- On disabled list, April 5-November 5, 2009 (right labrum surgery)
- Signed by Tampa Bay as a minor league free agent on February 15, 2010
- Signed by the Tigers as a free agent on November 19, 2010

DIVISION SERIES RECORD

Year	Club/Opp.	W-L	ERA	G	GS	CG	SHO	SV	IP	H	AB	R	ER	HR	HB	BB	SO	WP	BK	AVG
2010	TB vs. TEX	1-0	0.00	3	0	0	0	0	3.2	0	11	0	0	0	0	0	3	0	0	.000

MAJOR LEAGUE HITTING RECORD

	AVG	AB	R	H	2B	3B	HR	RBI	SH	SF	HBP	BB	SO
2010													
Career	.000	9	1	0	0	0	0	0	0	0	0	0	4

CAREER FIELDING

	G	TC	PO	A	E	DP	PCT
Pitcher	336	85	32	51	2	4	.976

CAREER HIGHS

- Longest Winning Streak:** 4 - July 25-August 25, 2007
- Longest Losing Streak:** 3 - August 14-25, 2005
- Strikeouts:** 8 (twice) - last, June 22, 2003 vs. Houston
- Walks:** 7 - July 15, 2002 at Kansas City
- Innings (starter):** 7.1 - August 7, 2002 at Detroit
- Innings (relief):** 7.0 - September 3, 2002 at Baltimore
- Low-Hit Game:** 2 (twice) - last, July 28, 2003 at Seattle (7.0IP)



2011 TIGERS



BRENNAN BOESCH

Born: April 12, 1985	Opening Day Age: 25
Birthplace: Santa Monica, CA	Residence: Los Angeles, CA
Bats/Throws: L/L	Height/Weight: 6-4/235
Major League Service: 1.000	Signed Through: 2011
How Obtained: Selected by the Tigers in the third round of the June 2006 draft	

OUTFIELDER - 26

CAREER HIGHLIGHTS

The 2011 season will mark Boesch's second season with the Tigers.

- Named the American League Rookie of the Month with the Tigers in both May and June of 2010.

SEASON HIGHLIGHTS

Saw his first major league action after being recalled from Triple A Toledo by the Tigers on April 23, 2010 -- topped all American League rookies with 14 home runs and 67 RBI, while he finished second with 119 hits, 26 doubles, 193 total bases and 43 extra-base hits.

- Tabbed the Tigers Minor League Player of the Month for April after opening the season with Toledo -- batted .379 (22x58) with three doubles, a triple, three home runs and 17 RBI in 15 games during the month for the Mud Hens.
- At the time of his recall to Detroit on April 23, he led the International League with 22 hits and 17 RBI, while he was fourth with a .379 batting average and .455 on-base percentage.
- Made his major league debut on April 23 at Texas -- doubled off Rich Harden in his first major league at-bat.
- Belted his first major league home run on April 30 versus the Los Angeles Angels of Anaheim, a grand slam off Joel Pineiro -- first Tigers player to hit a grand slam for his first major league home run since Cody Ross did so on September 2, 2003 versus Cleveland.
- Established a career high with four hits on May 15 versus Boston.
- Selected the American League Rookie of the Month for May after hitting .345 (29x84) with eight doubles, two triples, three home runs and 15 RBI -- finished eighth in the American League with a .345 batting average during the month.
- Garnered American League Rookie of the Month and Tigers Player of the Month honors for June after batting .337 (38x104) with 17 runs scored, four doubles, a triple, eight home runs and 23 RBI in 27 games -- tied for second in the American League with eight home runs during June, while he tied for fifth with 23 RBI and tied for eighth with 35 hits.
- Swiped a career-high two bases on September 12 versus Baltimore.
- Hit .337 (35x104) versus lefthanded pitchers, fifth-best in the American League...batted .233 (84x360) against righties.
- Batted .342 (83x243) with 12 home runs and 49 RBI in 65 games prior to the all-star break...hit .163 (36x221) with two home runs and 18 RBI in 68 games following the all-star break.
- Led all American League outfielders with 10 errors, while he tied for eighth with nine assists.

Earned both Eastern League mid- and post-season all-star honors with Double A Erie in 2009 as he led the league with 28 home runs...tabbed Erie's Player of the Year.

- Led the Eastern League with 61 extra-base hits and 269 total bases, while he tied for the lead with 527 at-bats, finished second with a home run once every 18.82 at-bats, third with 93 RBI, a .510 slugging percentage and 127 strikeouts, tied for third with seven triples, tied for fourth with 89 runs scored and fifth with 145 hits.
- Topped all league outfielders with 15 assists.
- Rated as possessing the best power in the Eastern League by *Baseball America*.
- Batted .410 (16x39) with three doubles, a triple, two home runs and 10 RBI over a 10-game hitting streak May 1-11.
- Led the Eastern League with 68 total bases during May, while he tied for the lead with seven home runs -- hit .299 (35x117) with eight doubles, two triples and 24 RBI in 29 games during the month.
- Collected a season-best five RBI on June 9 versus Portland.
- Tied for second in the Eastern League with six home runs during June, while he tied for fourth with 20 RBI.
- Compiled a season-high 13-game hitting streak July 5-25, batting .362 (21x58) with three doubles, two triples, four home runs and 13 RBI.
- Collected a season-best four hits on July 24 versus Binghamton.
- Earned Eastern League Player of the Week honors for July 20-26 after hitting .407 (11x27) with nine runs scored, three



doubles, a triple, four home runs and 10 RBI in six games.

- Batted .323 (30x93) with five doubles, three triples, six home runs and 19 RBI in 22 games during July -- third in the Eastern League with 59 total bases during the month, while he tied for fifth with six home runs and finished ninth with a .323 batting average.
- Connected for a season-high two home runs on August 1 versus Reading.
- Tied for fourth in the Eastern League with five home runs during August -- hit .295 (33x112) with three doubles and 20 RBI in 28 games during the month.
- Batted .283 (103x364) against righthanded pitchers...hit .258 (42x163) with lefties on the mound.
- Named the 25th-best prospect in the Tigers organization following the season by *Baseball America*.
- Saw action in 18 games with Escogido in the Dominican Winter League following the season, batting .212 (14x66) with four doubles, a triple, two home runs and 13 RBI.

Tied for third in the Florida State League with eight triples for Single A Lakeland during the **2008** season.

- Compiled a season-high 13-game hitting streak May 21-June 4, batting .351 (20x57) with three doubles, two triples, a home run and 12 RBI.
- Collected a season-best four hits on June 3 versus Sarasota -- equaled the high with four hits on June 16 at Sarasota.
- Hit .309 (29x94) with two doubles, four triples and 16 RBI in 23 games during June.
- Belted a season-high two home runs on July 8 at Brevard County.
- Batted .268 (84x313) against righthanded pitchers...hit .192 (20x104) with lefties on the mound.
- Hit .293 (34x116) with runners in scoring position.
- Batted .471 (8x17) with 22 RBI when hitting with the bases loaded.

Finished fifth in the Midwest League with 86 RBI for Single A West Michigan during the **2007** season.

- Tied for third in the Midwest League with 513 at-bats.
- Collected a season-best four hits on May 28 versus Fort Wayne.
- Compiled a season-high 12-game hitting streak May 30-June 10, batting .370 (17x46) with two doubles, three home runs and 15 RBI.
- Topped the Midwest League with 27 RBI during June -- hit .299 (32x107) with seven doubles and three home runs in 26 games during the month.
- Hit .409 (18x44) with a double, triple, home run and eight RBI over a 10-game hitting streak July 6-19.
- Saw action in all nine of West Michigan's games during the Midwest League playoffs, batting .263 (10x38) with three doubles and two RBI.
- Named the 24th-best prospect in the Tigers organization following the season by *Baseball America*.

Made his professional debut with Single A Oneonta after being selected by the Tigers in the third round of the June **2006** draft, earning New York-Penn League mid-season all-star honors.

- Led the New York-Penn League with 54 RBI, while he finished second with 292 at-bats and 85 hits, third with 127 total bases and tied for fourth with six triples and 26 extra-base hits.
- Collected a season-best four hits on July 7 at Tri-City.
- Topped the New York-Penn League with 25 RBI during July, while he finished second with 56 total bases -- hit .297 (38x128) with four doubles, four triples and two home runs in 28 games during the month.
- Batted .372 (16x43) with four doubles, a triple and nine RBI over a season-high 11-game hitting streak August 13-25.
- Hit .337 (34x101) with runners in scoring position.
- Named the 16th-best prospect in the Tigers organization following the season by *Baseball America*.

PERSONAL/MISCELLANEOUS

Resides in Los Angeles, CA during the off-season.

- Batted .490 with seven home runs during his senior season in **2003** at Harvard-Westlake High School in California.
- Hit .284 (21x74) with 14 runs scored, five doubles, a triple, four home runs and 15 RBI in 33 games as a freshman at the University of California-Berkeley in **2004**.
- Saw action with Bourne in the Cape Cod League during the summer of **2004**.
- An All-Pac-10 Conference selection as a sophomore at the University of California-Berkeley in **2005**, he hit .355 (77x217) with 36 runs scored, 21 doubles, two triples, seven home runs and 33 RBI in 57 games.
- Played for Brewster in the Cape Cod League during the summer of **2005**.
- Hit .313 (67x214) with 35 runs scored, 11 doubles, 10 home runs and 42 RBI in 54 games during his junior season at the University of California-Berkeley in **2006** to earn Honorable Mention All-Pac-10 Conference honors.
- Actively participates with Tigers Dreams Come True and the Detroit Tigers Autographed Memorabilia Program, supports Gloves for Kids, attended "Keeping Kids in the Game" and participated in the Tigers Winter Caravan.
- Recommended/signed by Scott Cerny for the Tigers.



2011 TIGERS

BRENNAN P. BOESCH'S CAREER RECORD

Year	Club	AVG	G	AB	R	H	TB	2B	3B	HR	RBI	SH	SF	HB	BB	SO	SB	CS	OBP	SLG	E
2006	Oneonta	.291	70	292	27	85	127	15	6	5	54	0	1	3	21	42	3	4	.344	.435	6
2007	West Michigan	.267	126	513	52	137	194	19	4	10	86	0	5	1	23	81	15	4	.297	.378	3
2008	Lakeland	.249	111	417	46	104	158	17	8	7	64	0	5	3	36	90	3	5	.310	.379	6
2009	Erie	.275	131	527	89	145	269	26	7	28	93	1	7	3	33	127	11	2	.318	.510	7
2010	Toledo	.379	15	58	6	22	36	3	1	3	17	0	0	4	4	17	2	1	.455	.621	0
	DETROIT	.256	133	464	49	119	193	26	3	14	67	0	3	5	40	99	7	1	.320	.416	10
MINOR LEAGUE TOTALS		.273	453	1807	220	493	784	80	26	53	314	1	18	14	117	357	34	16	.319	.434	22
MAJOR LEAGUE TOTALS		.256	133	464	49	119	193	26	3	14	67	0	3	5	40	99	7	1	.320	.416	10

TRANSACTIONS

- Selected by the Tigers in the third round of the June 2006 draft

CAREER FIELDING

	G	TC	PO	A	E	DP	PCT
Outfield	118	235	216	9	10	2	.957

CAREER HIGHS

Hits: 4 - May 15, 2010 vs. Boston

Home Runs: 1 (14 times) - last, August 9, 2010 vs. Tampa Bay

RBI: 4 (twice) - last, June 16, 2010 vs. Washington

Stolen Bases: 2 - September 12, 2010 vs. Baltimore

Hitting Streak: 8 - May 10-18, 2010

GRAND SLAMS (1)

April 30, 2010 vs. Los Angeles Angels of Anaheim (Joel Pineiro)



ROB BRANTLY

**NON-ROSTER
INVITEE**

Born: July 14, 1989

Birthplace: San Diego, CA

Bats/Throws: L/R

Major League Service: 0.000

How Obtained: Selected by the Tigers in the third round of the June 2010 draft

Opening Day Age: 21

Residence: Murrieta, CA

Height/Weight: 6-2/205

Signed Through: 2011

CATCHER - 71

SEASON HIGHLIGHTS

Made his professional debut with Single A West Michigan after being selected by the Tigers in the third round of the June 2010 draft.

- Batted .300 (12x40) over the course of a 12-game hitting streak July 6-19.
- Compiled a season-best 16-game hitting streak July 23-August 14, batting .355 (22x62).
- Saw action in three games with West Michigan during the Midwest League playoffs, hitting .385 (5x13).
- Named the 21st-best prospect in the Tigers organization following the season by *Baseball America*.

PERSONAL/MISCELLANEOUS

Resides in Murrieta, CA during the off-season.

- Selected by Washington in the 46th round of the June 2008 draft out of Chaparral High School in Arizona, but he did not sign.
- Hit .316 (48x152) with 25 runs scored, nine doubles, four home runs and 23 RBI in 42 games during his freshman season in 2009 at the University of California-Riverside.
- Saw action with La Crosse in the Northwoods League during the summer of 2009, hitting .346 (65x188) with 29 runs scored, 14 doubles, six home runs and 34 RBI -- led the Northwoods League with a .346 batting average...named the top prospect in the Northwoods League by *Baseball America*.
- Earned All-Big West Conference honors as a sophomore at the University of California-Riverside in 2010 -- batted .373 (78x209) with 50 runs scored, 18 doubles, a triple, seven home runs and 39 RBI in 54 games.
- Recommended/signed by Steve Pack for the Tigers.



ROBERT JACOB BRANTLY'S CAREER RECORD

Year	Club	AVG	G	AB	R	H	TB	2B	3B	HR	RBI	SH	SF	HB	BB	SO	SB	CS	OBP	SLG	E
2010	West Michigan	.255	52	188	26	48	63	10	1	1	21	1	0	5	23	22	2	2	.352	.335	2

TRANSACTIONS

- Selected by Washington in the 46th round of the June 2008 draft
- Selected by the Tigers in the third round of the June 2010 draft



MIGUEL CABRERA

Born: April 18, 1983
Birthplace: Maracay, VZ
Bats/Throws: R/R
Major League Service: 7.101
How Obtained: Acquired by the Tigers along with Dontrelle Willis from Florida, in exchange for Burke Badenhop, Eulogio De La Cruz, Cameron Maybin, Andrew Miller, Mike Rabelo and Dallas Trahern on December 5, 2007

Opening Day Age: 27
Residence: Maracay, VZ
Height/Weight: 6-4/240
Signed Through: 2015

FIRST BASEMAN - 24

CAREER HIGHLIGHTS

The 2011 season will mark Cabrera's fourth season with the Tigers...marks the third year of a seven-year contract he agreed to terms on with the club on March 25, 2008.

- Four-time National League all-star selection with the Florida Marlins (2004-07)...selected to the American League's all-star squad with the Tigers in 2010.
- Won two National League Silver Slugger Awards with the Marlins (2005-06)...won one American League Silver Slugger Award with the Tigers (2010).
- Earned American League Player of the Month honors in July of 2008.
- Selected American League Player of the Week four times during his career, while he has earned National League Player of the Week honors four times.
- Tabbed the National League Rookie of the Month with the Marlins in both July and September of 2003.
- Collected 100-or-more RBI in each of his last seven seasons (2004-10) -- is one of four major league players with 100-or-more RBI in each of the past seven seasons, joining Alex Rodriguez (13 straight), Albert Pujols (10 straight) and Mark Teixeira (seven straight).
- Third among all major league players with 277 doubles since the start of the 2004 season, while he is fifth with a .317 batting average and eighth with 235 home runs and 817 RBI.
- Led the American League with 126 RBI for the Tigers in 2010 -- first Tigers player to lead the league in RBI since Cecil Fielder did so with 124 RBI in 1992...became the eighth different player in franchise history to lead the league in RBI ...marked the 19th time overall a Tigers player has led the league in RBI.
- Led the American League with 37 home runs for the Tigers in 2008 -- first Tigers player to lead the league in home runs since Cecil Fielder tied for the lead with 44 home runs in 1991...became the seventh different player in franchise history to lead the league in home runs...marked the 10th time overall a Tigers player has led the league in home runs.
- Played for Venezuela during the World Baseball Classic in 2006 and 2009.
- Selected to participate in the Futures Game held prior to Major League Baseball's All-Star Game in 2001 and 2002.

SEASON HIGHLIGHTS

Selected to the American League's all-star squad in his third season with the Tigers in **2010** as he led the league with 126 RBI -- first Tigers player to lead the league in RBI since Cecil Fielder did so with 124 RBI in 1992...tabbed the Tiger of the Year by Detroit's chapter of the BBWAA.

- Led the American League with a .420 on-base percentage and 32 intentional walks, while he finished second with a .328 batting average, .622 slugging percentage, 341 total bases, 84 extra-base hits and an RBI once every 4.3 at-bats, tied for second with 111 runs scored, finished third with 38 home runs and a home run every 14.4 at-bats, tied for fourth with 45 doubles, finished fifth with 89 walks and 10th with 180 hits.
- Earned his third Silver Slugger Award, his first as a first baseman.
- Joined Hank Greenberg as the only two players in Tigers history to finish with at least 45 doubles, 35 home runs and 120 RBI during a single season -- Greenberg accomplished the feat in 1935, 1937 and 1940.
- Finished with 341 total bases for the Tigers, marking the third straight season he surpassed 300 total bases for the club -- became just the fourth player in franchise history to surpass 300 total bases in at least three straight seasons...



2011 TIGERS

Hank Greenberg accomplished the feat in four straight seasons (1937-40), while Harry Heilmann (1923-25) and Charlie Gehringer (1934-36) both did so in three straight seasons.

- Connected for 38 home runs, marking the third straight season he hit 30-or-more home runs for the Tigers -- became the first Tigers player with 30-or-more home runs in three straight seasons since Tony Clark also did so in three straight seasons (1997-99).
- Selected to *Baseball America's* First-Team Major League all-star squad following the season.
- Named to *The Sporting News's* American League all-star squad following the season.
- Tabbed the best hitter in the American League by *Baseball America*, while he and Texas' Josh Hamilton were both rated as possessing the best power in the league by the publication.
- Collected a season-high four hits on April 8 at Kansas City -- equaled the high with four hits on May 30 versus Oakland.
- Selected the American League Player of the Week for April 5-11 after hitting .522 (12x23) with six runs scored, two home runs and eight RBI in six games.
- Posted a 12-game hitting streak April 30-May 13, batting .476 (20x42) with four doubles, three home runs and 11 RBI.
- Garnered Tigers Player of the Month honors for April after hitting .344 (33x96) with 11 doubles, five home runs and 25 RBI in 24 games -- led the American League with 25 RBI during April, while he tied for the lead with 11 doubles, tied for third with 33 hits and tied for seventh with a .344 batting average.
- Belted two home runs on May 5 at Minnesota -- connected for two home runs on July 19 versus Texas and August 18 at New York's Yankee Stadium.
- Established a career high as he matched a Tigers record with three home runs on May 28 versus Oakland -- marked the 21st time in franchise history a Tigers player has connected for three home runs in a game and the first time since Dmitri Young did so on April 4, 2005 versus Kansas City.
- Batted .344 (31x90) with five doubles, nine home runs and 23 RBI in 24 games during May to earn Tigers Player of the Month honors -- fourth in the American League with nine home runs during the month, while he tied for eighth with 23 RBI and tied for ninth with a .344 batting average.
- Compiled a 20-game hitting streak June 19-July 16 to establish a career best -- batted .397 (29x73) with eight doubles, a triple, three home runs and 19 RBI during the streak.
- Tied for seventh in the American League with six home runs during June -- hit .323 (32x99) with seven doubles and 20 RBI in 27 games during the month.
- Tabbed the American League Player of the Week for July 5-11 after hitting .435 (10x23) with three doubles, a triple, two home runs and eight RBI in six games.
- Earned Tigers Player of the Month honors for July after hitting .398 (35x88) with 12 doubles, a triple, six home runs and 23 RBI in 25 games -- tied for the lead in the American League with 12 doubles, while he tied for third with 35 hits, finished fourth with a .398 batting average, fifth with 23 RBI and tied for sixth with six home runs.
- Compiled a 13-game hitting streak August 18-31, batting .367 (18x49) with four doubles, five home runs and 11 RBI.
- Tied for sixth in the American League with seven home runs during August.
- Sidelined for the remainder of the season after suffering a high right ankle sprain on September 27 at Cleveland.
- Fourth in the American League with a .333 batting average (140x420) against righthanded pitchers...finished 10th in the league with a .313 batting average (40x128) versus lefthanded pitchers.
- Batted .342 (94x275) in 78 games at home, tied for second-best in the American League...hit .315 (86x273) in 72 games on the road, tied for sixth-best in the league.
- Hit .322 (47x146) with runners in scoring position, 10th-best in the American League.
- Led all American League first basemen with 13 errors.

Tied for third in the American League in 2009 with a .324 batting average in his second season with the Tigers.

- Third in the American League with 334 total bases, while he finished fourth with 198 hits, tied for fifth with 57 multi-hit games, sixth with a .396 on-base percentage and .547 slugging percentage, tied for sixth with 34 home runs and tied for eighth with 103 RBI.
- Tabbed the third-best hitter in the American League by *Baseball America*.
- Hit safely in 11 of his first 12 games of the season April 6-19, batting .489 (23x47) with four home runs and 12 RBI.
- Collected 11 hits, three home runs and 10 RBI in his first five games of the season April 6-10 -- according to the Elias Sports Bureau, he and Toronto's Adam Lind became the fifth and sixth players since 1920 (when RBI became an official statistic) with at least 10 hits, three home runs and 10 RBI in the team's first five games of the season...Cabrera and Lind joined Bobby Doerr (1941), Lou Brock (1967), Kal Daniels (1988) and Larry Walker (1997) in accomplishing the feat.
- Compiled 17 hits and 12 RBI over his first nine games of the season April 6-15 -- according the Elias Sports Bureau, he became the third Tigers player since 1955 with at least 17 hits and 12 RBI in the club's first nine games...Cabrera joined Al Kaline (17 hits and 13 RBI in 1955) and Chris Shelton (19 hits and 14 RBI in 2006) in accomplishing the feat.



- Belted two home runs on April 8 at Toronto to match a career best.
- Connected for his second career grand slam on April 10 versus Texas -- equaled a career high with six RBI.
- Hit .377 (29x77) with two doubles, four home runs and 14 RBI in 21 games during April -- fourth in the American League with a .455 on-base percentage during the month, while he finished fifth with a .377 batting average and tied for ninth with 29 hits.
- Did not commit an error in 55 consecutive games at first base May 14-July 23.
- Collected a season-high four hits on May 25 at Kansas City -- equaled the high with four hits on July 29 at Texas, August 15 versus Kansas City and September 26 at Chicago's U.S. Cellular Field against the White Sox.
- Tabbed Tigers Player of the Month for May after hitting .340 (36x106) with nine doubles, six home runs and 23 RBI in 27 games -- ninth in the American League with a .340 batting average during the month, while he tied for ninth with nine doubles and 23 RBI.
- Posted eight multi-hit games over a 10-game stretch June 16-26 -- batted .436 (17x39) with three doubles, five home runs and eight RBI over the stretch.
- Established a career high with a 17-game hitting streak June 29-July 22 -- hit .324 (22x68) over the course of the streak.
- Hit .337 (33x98) with seven doubles, four home runs and 10 RBI in 24 games during July.
- Did not commit an error over his final 59 games at first base August 1-October 6.
- Posted an 11-game hitting streak August 15-26, batting .522 (24x46) with six doubles, four home runs and 15 RBI.
- Connected for his 200th career home run on August 23 at Oakland, a two-run shot in the eighth inning off Michael Wuertz -- became the fifth native of Venezuela to connect for 200 home runs in his career.
- Collected two doubles, a home run and five RBI on August 24 at the Los Angeles Angels of Anaheim -- according to the Elias Sports Bureau, it marked the first time in his career that he collected at least three extra-base hits and at least five RBI in the same game...he became the first Tigers player to accomplish the feat since Magglio Ordonez finished with a double, two home runs and six RBI on May 24, 2008 versus Minnesota.
- Batted .333 (15x45) with a double, two home runs and seven RBI over a 13-game stretch August 31-September 13.
- Earned Tigers Player of the Month honors for August after batting .343 (37x108) with eight doubles, seven home runs and 25 RBI in 28 games -- tied for fourth in the American League with 25 RBI during the month, while he tied for seventh with seven home runs.
- Batted .305 (32x105) with three doubles, six home runs and 19 RBI in 28 games during September -- tied for eighth in the American League with six home runs during the month.
- Hit .348 (102x293) with 19 home runs in 80 games at home -- fourth in the American League with a .348 batting average at home...batted .302 (98x318) with 15 home runs in 80 games on the road.
- Batted .321 (103x321) with 18 home runs in 85 games prior to the all-star break...hit .328 (95x290) with 16 home runs in 76 games following the all-star break.

Led the American League with 37 home runs during his first season with the Tigers in 2008 -- first Tigers player to lead the league in home runs since Cecil Fielder tied for the lead with 44 home runs in 1991...marked the most home runs hit by a Tigers player since Dean Palmer connected for 38 home runs in 1999...tabbed the Tiger of the Year by Detroit's chapter of the BBWAA.

- Tied for the American League lead with 331 total bases, while he finished third with 127 RBI, fifth with 75 extra-base hits, seventh with a .537 slugging percentage and tied for seventh with a home run once every 16.6 at-bats and an RBI once every 4.9 at-bats.
- According to STATS, Inc., his 127 RBI marked the third-highest total by a Tigers player in his first season with the club, trailing Dale Alexander's 137 RBI in 1929 and Cecil Fielder's 132 RBI in 1990.
- Received the Josh Gibson Award from the Negro Leagues Baseball Museum for capturing the American League's home run title.
- Appeared at first base for the first time during his major league career on April 12 at Chicago's U.S. Cellular Field against the White Sox.
- Drove in a run in five straight games April 14-18, totaling 10 RBI -- matched the longest such streak of his career.
- Shared American League Player of the Week honors for April 14-20 with Boston's Manny Ramirez -- hit .429 (12x28) with four doubles, two home runs and 11 RBI in seven games during the week...he led the league with 11 RBI during the week, while he tied for second with 12 hits, finished third with a .786 slugging percentage, tied for fourth with four doubles, fifth with a .429 batting average and tied for fifth with two home runs.
- Compiled a 10-game hitting streak April 22-May 2, batting .297 (11x37) with three home runs and nine RBI.
- Belted his second career walk-off home run on June 12 versus the Chicago White Sox, a solo shot in the ninth inning off Octavio Dotel...drilled his third career walk-off home run on July 9 versus Cleveland, a two-run home run in the ninth inning off Jensen Lewis.
- Collected the 200th double of his career on June 17 at San Francisco.



2011 TIGERS

- Matched a career best with two home runs on July 8 versus Cleveland -- collected a hit in all four of his at-bats that day to become the third player in Comerica Park history, according to the Elias Sports Bureau, to finish with a hit in all four of his at-bats and hit at least two home runs, joining Bobby Higginson (2000) and Dmitri Young (2005)...equaled the career high with two home runs on August 9 versus Oakland, August 22 at Kansas City and September 19 at Cleveland.
- Equaled career highs with five hits and six RBI on July 21 at Kansas City -- according to the Elias Sports Bureau, it marked the third time since 1951 a Tigers player has collected five hits and six RBI in the same game...he joined Willie Horton (April 17, 1971 versus Boston) and Craig Monroe (July 22, 2005 versus Minnesota) in accomplishing the feat.
- Earned American League Player of the Week honors for July 21-27 after hitting .464 (13x28) with three doubles and 13 RBI in six games during the week -- marked the second time he won the honor in 2008, becoming the first Tigers player to win the award multiple times in a season since Bobby Higginson in 2000.
- Tabbed both the American League Player of the Month and the Tigers Player of the Month for July -- hit .330 (35x106) with 15 runs scored, six doubles, eight home runs and 31 RBI in 25 games during the month...led the American League with 31 RBI during July, while he tied for third with eight home runs.
- Selected the Tigers Player of the Month for August after hitting .270 (30x111) with 14 runs scored, six doubles, a triple, 10 home runs and 25 RBI in 28 games -- led the American League with 10 home runs during the month, while he finished sixth with 25 RBI.
- Collected his 1,000th career hit on September 7 at Minnesota, a solo home run in the sixth inning off Glen Perkins -- according to STATS, Inc., at 25 years, 142 days old, he became the fifth-youngest player since 1954 to collect 1,000 hits.
- Tied for second in the American League with eight home runs during September, while he tied for third with 23 RBI -- batted .313 (30x96) with 19 runs scored and five doubles in 26 games during the month.
- Hit .311 (47x151) against lefthanded pitchers...batted .286 (133x465) with righties on the mound.
- Batted .291 (88x302) in 80 games at Comerica Park -- established a Comerica Park single-season record with 19 home runs...hit .293 (92x314) in 80 games on the road.
- Batted .284 (99x348) with 16 home runs and 57 RBI in 92 games prior to the all-star break...hit .302 (81x268) with 21 home runs and 70 RBI in 68 games following the all-star break -- led the American League with 21 home runs and 70 RBI following the all-star break...his 70 RBI were the most by a Tigers player following the all-star break since Rocky Colavito collected 77 RBI in 1961.

Named to the National League's all-star squad for the fourth straight season with the Florida Marlins in **2007** as he tied for third in the league with 119 RBI, tied for fifth with 34 home runs and tied for eighth with a .320 batting average.

- Third in the league with 23 intentional walks, while he finished fifth with 332 total bases, tied for fifth with an RBI once every 4.9 at-bats, seventh with a home run once every 17.3 at-bats, tied for seventh with 56 multi-hit games, eighth with a .401 on-base percentage and .565 slugging percentage and tied for ninth with 188 hits.
- Established a career high with 34 home runs and 119 RBI -- his 34 home runs marked the second-highest single-season total in Marlins history (Gary Sheffield hit 42 home runs in 1996), while his 119 RBI marked the third-highest single-season total in Marlins history (Preston Wilson had 121 RBI in 2000 and Sheffield had 120 RBI in 1996).
- Tabbed the third-best hitter in the National League by *Baseball America*.
- Selected the National League Player of the Week for April 2-8 after hitting .500 (11x22) with seven runs scored, four doubles, two home runs and eight RBI in six games during the week...earned National League Player of the Week honors for a second time June 4-10 after he batted .476 (10x21) with six runs scored, a double, triple, three home runs and eight RBI in six games during the week.
- Established a career high with five hits on April 28 at Philadelphia.
- Hit .360 (31x86) with 18 runs scored, five doubles, seven home runs and 19 RBI in 23 games during April -- fourth in the league with a .663 slugging percentage during the month, while he tied for fourth with seven home runs, finished sixth with a .360 batting average, tied for seventh with 19 RBI and tied for ninth with a .429 on-base percentage.
- Equaled a career high with two home runs on June 16 at Kansas City -- matched the high with two home runs on July 15 versus Washington.
- Eighth in the National League with a .653 slugging percentage during June, while he tied for eighth with seven home runs and tied for 10th with 20 RBI -- hit .337 (33x98) in 26 games during the month.
- Established a career high with a 15-game hitting streak July 6-25, batting .415 (22x53) with 11 runs scored, five doubles, six home runs and 13 RBI.
- Batted .362 (34x94) with 16 runs scored, six doubles, eight home runs and 21 RBI in 26 games during July -- tied for third in the National League with eight home runs during the month, while he finished seventh with a .681 slugging percentage, tied for 10th with 34 hits and 12th with a .362 batting average.
- Collected his 500th career RBI on September 4 at Washington to become the third-youngest player in major league



history at 24 years, 139 days old to reach 500 RBI -- only Mel Ott (23 years, 74 days) and Ted Williams (24 years, four days) were younger when they reached 500 RBI.

- Connected for his first career grand slam on September 15 at Colorado.
- Tied for sixth in the National League with 26 RBI during September -- batted .343 (35x102) in 27 games during the month, collecting four doubles and four home runs.
- Tied for fifth in the National League with a .364 batting average (43x118) versus lefthanded pitchers...batted .309 (145x470) with righties on the mound.
- Ninth in the league with a .336 batting average (98x292) in 79 games at home...batted .304 (90x296) in 78 games on the road.
- Hit .378 (59x156) with runners in scoring position, tops in the National League.
- Fourth among National League third basemen with 100 putouts and 266 assists...tied for second among league third basemen with 23 errors.
- Hit .375 (9x24) with two doubles and three RBI in seven games for Aragua in the Venezuelan Winter League following the season.

Established Marlins single-season records with a .339 batting average and 50 doubles as he was selected to the National League's all-star squad for the third straight season in 2006...tabbed the Marlins Most Valuable Player by the South Florida chapter of the BBWAA.

- Second in the National League with a .339 batting average and .430 on-base percentage, while he finished third with 50 doubles and 63 multi-hit games, fourth with 27 intentional walks, sixth with a .568 slugging percentage, seventh with 195 hits, tied for eighth with 78 extra-base hits, tied for ninth with 114 RBI and 10th with 327 total bases.
- Earned his second Silver Slugger Award, his first as a third baseman.
- Selected to *Baseball America's* First-Team Major League all-star squad following the season.
- Participated in the Home Run Derby at Major League Baseball's All-Star Game in Pittsburgh, finishing third with 15 home runs.
- Became just the fourth player in major league history to collect 50 doubles and 25 home runs in a season before his 24th birthday, joining Hank Greenberg in 1934 (63 doubles, 26 home runs), Alex Rodriguez in 1996 (54 doubles, 36 home runs) and Albert Pujols in 2003 (51 doubles, 43 home runs).
- Ninth in the National League with a .448 on-base percentage during April -- hit .321 (25x78) with 16 runs scored, seven doubles, a triple, four home runs and 13 RBI in 22 games during the month.
- Batted .378 (42x111) with 23 runs scored, 14 doubles, five home runs and 30 RBI in 29 games during May -- tied for the lead in the National League with 42 hits and 14 doubles during the month, while he was fourth with a .378 batting average and 30 RBI, seventh with a .441 on-base percentage, eighth with a .640 slugging percentage and tied for eighth with 23 runs scored.
- Equaled a career high with two home runs on August 16 at the Los Angeles Dodgers -- matched the high with two home runs on August 23 versus Washington.
- Shared National League Player of the Week honors with San Francisco's Noah Lowry for August 21-27 -- hit .409 (9x22) with eight runs scored, two doubles, a triple, three home runs and nine RBI in six games during the week.
- Connected for his 100th career home run on August 23 versus Washington, a solo shot off Chris Schroder in the third inning -- at 23 years, 127 days old, he became the sixth-youngest player in major league history to reach 100 career home runs...the five players to reach the plateau faster than Cabrera were Mel Ott (22 years, 132 days), Tony Conigliaro (22 years, 197 days), Eddie Mathews (22 years, 292 days), Alex Rodriguez (23 years, 16 days) and Andruw Jones (23 years, 62 days).
- Batted .379 (39x103) with 18 runs scored, 11 doubles, seven home runs and 32 RBI in 27 games during August -- tied for the lead in the National League with 11 doubles, while he finished second with 32 RBI, fourth with a .379 batting average and .709 slugging percentage, tied for fourth with 39 hits, tied for sixth with seven home runs and eighth with a .434 on-base percentage.
- Hit .351 (34x97) in 26 games during September, scoring 18 runs and collecting six doubles, three home runs and 16 RBI -- eighth in the National League with a .453 on-base percentage during the month.
- Topped the National League with a .344 batting average (152x442) against righthanded pitchers...hit .321 (43x134) with lefties on the mound.
- Led the National League with a .323 batting average (96x297) in 78 games on the road...finished fourth in the league with a .355 batting average (99x279) in 80 games at home.
- Batted .334 (104x311) in 86 games before the all-star break...hit .343 (91x265) in 72 games following the all-star break.
- Hit .378 (56x148) with runners in scoring position, fourth-best in the National League.
- Third among National League third basemen with 114 putouts.
- Batted .375 (6x16) with three doubles, a home run and three RBI in five games for Aragua in the Venezuelan Winter



2011 TIGERS

League following the season...saw action for Aragua during the league's playoffs, hitting .329 (23x70) with three doubles, five home runs and 20 RBI in 19 games.

Finished third in the National League with a .323 batting average for the Marlins in 2005 as he earned his first Silver Slugger Award...named to the National League's all-star squad for the second straight season.

- Tied for the lead in the National League with 57 multi-hit games, while he finished second with 198 hits, third with 344 total bases, fourth with 116 RBI, tied for fourth with 78 extra-base hits, tied for fifth with 43 doubles, sixth with 106 runs scored, seventh with 613 at-bats and a .561 slugging percentage, tied for ninth with 33 home runs and an RBI once every 5.3 at-bats and tied for 10th with 12 intentional walks...finished 10th in the league with 125 strikeouts.
- Selected to *Baseball America's* First-Team Major League all-star squad following the season.
- Equaled a career high with two home runs on April 8 versus Washington -- matched the high with two home runs on June 23 at Atlanta and July 19 at Arizona.
- Tied for seventh in the National League with 29 hits during April, while he tied for eighth with 18 RBI -- hit .345 (29x84) with 15 runs scored, seven doubles and four home runs in 22 games during the month.
- Batted .365 (35x96) in 26 games during May, scoring 20 runs and collecting seven doubles, six home runs and 16 RBI -- seventh in the National League with a .365 batting average during the month, while he tied for eighth with 35 hits and tied for ninth with a .625 slugging percentage.
- Established a career high with six RBI on June 23 at Atlanta.
- Sixth in the National League with 36 hits during June, while he tied for sixth with 24 RBI -- hit .324 (36x111) with 18 runs scored, six doubles and six home runs in 27 games during the month.
- Shared National League Player of the Week honors with Aramis Ramirez of the Chicago Cubs for July 18-24 -- hit .522 (12x23) with nine runs scored, two doubles, five home runs and nine RBI in six games during the week.
- Batted .373 (38x102) with 10 doubles, seven home runs and 18 RBI in 26 games during July -- tied for second in the National League with 10 doubles during the month, while he tied for third with 38 hits, finished fourth with a .696 slugging percentage, sixth with a .373 batting average, tied for sixth with seven home runs, tied for eighth with 21 runs scored and 10th with a .430 on-base percentage.
- Connected for his 30th home run of the season on September 8 at Washington to become the youngest player in major league history at 22 years and 143 days old to hit 30 home runs in consecutive seasons -- eclipsed the previous mark held by Albert Pujols by 80 days.
- Tied for fifth in the National League with 22 RBI during September -- hit .283 (28x99) in 25 games during the month.
- Batted .329 (163x496) against righthanded pitchers, fourth-best in the National League...hit .299 (35x117) with lefties on the mound.
- Third in the National League with a .341 batting average (112x328) in 80 games on the road...hit .302 (86x285) in 78 games at home.
- Hit .333 (111x333) in 85 games prior to the all-star break...batted .311 (87x280) in 73 games following the all-star break.
- Batted .322 (59x183) with runners in scoring position.
- Third among all National League outfielders with 12 assists.

Tabbed the Marlins Most Valuable Player by the South Florida chapter of the BBWAA in 2004...selected to the National League's all-star squad for the first time in his career.

- Finished fifth in the National League with 112 RBI, while he tied for fifth with 160 games played and finished 10th with 309 total bases...seventh in the league with 148 strikeouts.
- Became the fifth-youngest player in major league history to collect at least 100 RBI during a single season -- Mel Ott (1929), Al Kaline (1955), Ted Williams (1939) and Alex Rodriguez (1996) are the only four players younger than Cabrera to accomplish the feat.
- Homered in four straight games April 10-14 to match a Marlins record -- became the third player in franchise history to accomplish the feat, joining Kurt Abbott (June 14-17, 1994) and Preston Wilson (May 10-13, 2000)...Hee Seop Choi became the fourth player in Marlins history to accomplish the feat, doing so April 26-30, 2004.
- Equaled a career high with two home runs on April 13 at Montreal.
- Tied for second in the National League with nine home runs and 22 RBI during April, while he tied for sixth with 20 runs scored -- batted .292 (26x89) in 23 games during the month.
- Hit .352 (32x91) with 12 runs scored, six doubles, three home runs and 21 RBI in 25 games during July -- finished 10th in the National League with a .433 on-base percentage during the month, while he tied for 11th with 21 RBI and finished 12th with a .352 batting average.
- Batted .337 (32x95) in 26 games during August, scoring 21 runs and collecting six doubles, five home runs and 15 RBI.
- Batted .302 (144x477) against righthanded pitchers...hit .262 (33x126) with lefties on the mound.
- Hit .303 (93x307) in 81 games on the road...batted .284 (84x296) in 79 games at home.
- Tied for third among all National League outfielders with 13 assists.



- Named to *Baseball America's* winter all-star squad following the season after hitting .398 (49x123) with 12 home runs and 42 RBI for Aragua in the Venezuelan Winter League.

Joined the Marlins for his first major league action after having his contract purchased from Double A Carolina on June 20, 2003...led all National League rookies with a .468 slugging percentage, while he finished second with 12 home runs and 62 RBI and tied for fourth with 36 extra-base hits.

- Batted .365 with 10 home runs and 59 RBI in 69 games with Carolina before having his contract purchased by the Marlins on June 20...was leading the Southern League with 97 hits, 29 doubles, 42 extra-base hits, 59 RBI and a .609 slugging percentage at the time of his promotion, while he was second with a .365 batting average.
- Tabbed the most exciting player, best batting prospect and best defensive third baseman and rated as possessing the best strike-zone judgement and best infield arm in the Southern League by *Baseball America*...named the top prospect in the Southern League following the season by *Baseball America*.
- Earned Southern League Player of the Week honors in back-to-back weeks, April 18-24 and April 25-May 1...in seven games April 18-24, he hit .517 (15x29) with seven runs scored, seven doubles, a triple and 11 RBI...in six games April 25-May 1, he batted .500 (12x24) with six runs scored, three doubles, two home runs and seven RBI.
- Posted a 15-game hitting streak April 22-May 8, batting .491 (28x57) with 14 runs scored, nine doubles, three home runs and 15 RBI.
- Made his major league debut on June 20 versus Tampa Bay -- belted a two-run, walk-off home run in the bottom of the 11th inning against Al Levine for his first major league hit...became just the third player since 1900 to hit a walk-off home run in his major league debut, joining California's Billy Parker (September 9, 1971 versus Milwaukee) and Cleveland's Josh Bard (August 23, 2002 versus Seattle)...according to David Vincent, Cabrera (20 years, 63 days old) became the sixth-youngest player to homer in his debut: Louisville's (American Association) Scott Stratton (18 years, 21 days on April 21, 1888), Whitey Lockman of the New York Giants (18 years, 345 days on July 5, 1945), Detroit's Denny McLain (19 years, 176 days on September 21, 1963), Cincinnati's Ted Tappe (19 years, 224 days on September 14, 1950) and Kansas City's Clint Hurdle (20 years, 50 days on September 18, 1977) were the five younger players.
- Established a career high with two home runs on July 1 versus Atlanta -- finished with four extra-base hits in the game to become the second Marlins player in franchise history to accomplish the feat, joining Gary Sheffield (April 10, 1994 at San Diego).
- Selected the National League Rookie of the Month for July after hitting .318 (27x85) with 16 runs scored, eight doubles, five home runs and 21 RBI in 24 games.
- Earned National League Rookie of the Month honors for a second time in September -- batted .308 (28x91) with 12 runs scored, nine doubles, three home runs and 20 RBI in 26 games during the month...tied for fourth in the National League with nine doubles during the month, while he tied for seventh with 20 RBI.
- Fared better against lefthanded pitchers, hitting .364 (20x55)...batted .247 (64x259) with righties on the mound.
- Hit .375 (36x96) with runners in scoring position.
- Collected four hits in Game Four of the National League Division Series on October 4 versus San Francisco -- matched a major league post-season record for hits in a single game by a rookie, joining Freddie Lindstrom of the New York Giants (Game Five of the 1924 World Series), Joe Garagiola of St. Louis (Game Four of the 1946 World Series), Chad Fonville of the Los Angeles Dodgers (Game Two of the 1995 National League Division Series) and Derek Jeter of the New York Yankees (Game One of the 1996 American League Championship Series).
- Belted his first career post-season home run in Game One of the National League Championship Series on October 7 at Chicago's Wrigley Field against the Cubs, a solo shot in the third inning off Carlos Zambrano -- at 20 years, 182 days old, he became the second-youngest player in major league history to homer during the post-season (Andruw Jones on October 17, 1996 in Game Seven of the National League Championship Series versus St. Louis at 19 years, 178 days old).
- Hit .327 with four home runs and 11 RBI in 15 games with Aragua in the Venezuelan Winter League following the season...saw action with Aragua during the league's playoffs, batting .288 with seven home runs and 15 RBI in 20 games...hit .333 (8x24) with three doubles, a triple and two RBI for Venezuela during the Caribbean Series.

Led the Florida State League with 43 doubles for Single A Jupiter during the 2002 season, while he finished third with 53 extra-base hits.

- Earned a spot on the World Team for the Futures Game held at Milwaukee's Miller Park prior to Major League Baseball's All-Star Game -- finished with two hits in the game.
- Appeared in both of Jupiter's games during the Florida State League playoffs, hitting .286 (2x7) with an RBI.
- Named the top prospect in the Marlins organization and fifth-best prospect in the Florida State League following the season by *Baseball America*.
- Named the top prospect in the Venezuelan Winter League following the season by *Baseball America* -- hit .329 (46x140) with 10 doubles, four home runs and 24 RBI for Aragua.



2011 TIGERS

Selected to the Midwest League's post-season all-star squad for his efforts with Single A Kane County in **2001**.

- Earned a spot on the World Team for the Futures Game held at Seattle's SAFECO Field prior to Major League Baseball's All-Star Game -- finished with two hits in the game.
- Appeared in all five of Kane County's games during the Midwest League playoffs, batting .176 (3x17) with a double and an RBI.
- Named the second-best prospect in the Marlins organization and ninth-best prospect in the Midwest League following the season by *Baseball America*.
- Saw action with Aragua in the Venezuelan Winter League following the season, batting .300 (54x180) with 11 doubles, five home runs and 18 RBI.

Made his professional debut with the Gulf Coast League Marlins in **2000**, before earning a promotion to Single A Utica on August 29.

- Led the Gulf Coast League with 219 at-bats, while he tied for second with 57 games played and finished fifth with 38 runs scored.
- Topped all Gulf Coast League shortstops with a .950 fielding percentage, 90 putouts, 156 assists and 27 double plays.
- Saw action in the Gulf Coast League Marlins only playoff game, going hitless in seven at-bats.
- Named the third-best prospect in the Marlins organization and 20th-best prospect in the Gulf Coast League following the season by *Baseball America*.

Signed by the Marlins as a non-drafted free agent on July 2, **1999**.

PERSONAL/MISCELLANEOUS

He, his wife Rosangel and daughters Rosangel and Isabella reside in Maracay, VZ during the off-season.

- Donated \$90,000 to Project Medishare for Haiti, Inc., which provided medical relief to support those affected by the earthquake in Haiti in January of **2010**.
- Actively participates in Tigers Dreams Come True, the Detroit Tigers Autographed Memorabilia Donation Program and Autographs for a Cause, provided the seed money to launch Play Baseball Detroit, sponsored several Hispanic youths during the annual Fiesta Tigres! game, donated a special experience ("Hitting Lessons with Miguel Cabrera") to raise funds for the Detroit Tigers Foundation, sponsored several families from area pediatric hospitals to attend "Keeping Kids in the Game" and he participated in the Tigers Winter Caravan.

JOSE MIGUEL CABRERA'S CAREER RECORD

Year	Club	AVG	G	AB	R	H	TB	2B	3B	HR	RBI	SH	SF	HB	BB	SO	SB	CS	OBP	SLG	E
2000	GCL Marlins	.260	57	219	38	57	77	10	2	2	22	0	2	6	23	46	1	0	.344	.352	13
	Utica	.250	8	32	3	8	10	2	0	0	6	0	0	0	2	6	0	0	.294	.313	4
2001	Kane County	.268	110	422	61	113	161	19	4	7	66	1	3	2	37	76	3	0	.328	.382	32
2002	Jupiter	.274	124	489	77	134	206	43	1	9	75	1	8	9	38	85	10	1	.333	.421	17
2003	Carolina	.365	69	266	46	97	162	29	3	10	59	0	4	2	31	49	9	4	.429	.609	15
	Florida	.268	87	314	39	84	147	21	3	12	62	4	1	2	25	84	0	2	.325	.468	4
2004	Florida	.294	160	603	101	177	309	31	1	33	112	0	8	6	68	148	5	2	.366	.512	9
2005	Florida	.323	158	613	106	198	344	43	2	33	116	0	6	2	64	125	1	0	.385	.561	7
2006	Florida	.339	158	576	112	195	327	50	2	26	114	0	4	10	86	108	9	6	.430	.568	17
2007	Florida	.320	157	588	91	188	332	38	2	34	119	1	7	5	79	127	2	1	.401	.565	23
2008	DETROIT	.292	160	616	85	180	331	36	2	37	127	0	9	3	56	126	1	0	.349	.537	14
2009	DETROIT	.324	160	611	96	198	334	34	0	34	103	0	1	5	68	107	6	2	.396	.547	7
2010	DETROIT	.328	150	548	111	180	341	45	1	38	126	0	8	3	89	95	3	3	.420	.622	13
MINOR LEAGUE TOTALS		.286	368	1428	225	409	616	103	10	28	228	2	17	19	131	262	23	5	.350	.431	81
NL TOTALS		.313	720	2694	449	842	1459	183	10	138	523	5	26	25	322	592	17	11	.388	.542	60
DETROIT TOTALS		.314	470	1775	292	558	1006	115	3	109	356	0	18	11	213	328	10	5	.388	.567	34
MAJOR LEAGUE TOTALS		.313	1190	4469	741	1400	2465	298	13	247	879	5	44	36	535	920	27	16	.388	.552	94

TRANSACTIONS

- Signed by Florida as a non-drafted free agent on July 2, 1999
- On temporarily inactive list, July 7-11, 2001 (Participating in Futures Game)
- On temporarily inactive list, July 6-8, 2002 (Participating in Futures Game)
- Acquired by the Tigers along with Dontrelle Willis from Florida, in exchange for Burke Badenhop, Eulogio De La Cruz, Cameron Maybin, Andrew Miller, Mike Rabelo and Dallas Trahern on December 5, 2007



ALL-STAR GAME RECORD

Year	League/Site	POS.	AVG	AB	R	H	TB	2B	3B	HR	RBI	SH	SF	HB	BB	SO	SB	CS	OBP	SLG	E
2004	NL/Houston	RF	.000	2	0	0	0	0	0	0	0	0	0	0	0	1	0	0	.000	.000	0
2005	NL/Detroit	LF	.000	2	0	0	0	0	0	0	1	0	0	0	0	0	0	0	.000	.000	0
2006	NL/Pittsburgh	3B	.000	0	0	0	0	0	0	0	0	0	0	0	0	0	0	0	.000	.000	0
2007	NL/San Francisco	PH	.000	1	0	0	0	0	0	0	0	0	0	0	0	1	0	0	.000	.000	0
2010	AL/Los Angeles	1B	.500	2	0	1	1	0	0	0	0	0	0	0	0	0	0	0	.500	.500	0
ALL-STAR GAME TOTALS			.143	7	0	1	1	0	0	0	1	0	0	0	0	2	0	0	.143	.143	0

WORLD BASEBALL CLASSIC RECORD

Year	Club	AVG	G	AB	R	H	TB	2B	3B	HR	RBI	SH	SF	HB	BB	SO	SB	CS	OBP	SLG	E
2006	Venezuela	.211	6	19	3	4	11	1	0	2	5	0	0	2	4	6	0	0	.400	.579	2
2009	Venezuela	.281	8	32	5	9	19	4	0	2	4	0	0	0	1	6	0	0	.303	.594	1
WBC TOTALS			.255	14	51	8	30	5	0	4	9	0	0	2	5	12	0	0	.345	.588	3

DIVISION SERIES RECORD

Year	Club/Opp.	AVG	G	AB	R	H	TB	2B	3B	HR	RBI	SH	SF	HB	BB	SO	SB	CS	OBP	SLG	E
2003	FLA vs. SF	.286	4	14	1	4	6	2	0	0	3	1	0	0	1	6	0	0	.333	.429	1

LEAGUE CHAMPIONSHIP SERIES RECORD

Year	Club/Opp.	AVG	G	AB	R	H	TB	2B	3B	HR	RBI	SH	SF	HB	BB	SO	SB	CS	OBP	SLG	E
2003	FLA vs. CHC	.333	7	30	9	10	19	0	0	3	6	0	0	1	2	6	0	0	.394	.633	0

WORLD SERIES RECORD

Year	Club/Opp.	AVG	G	AB	R	H	TB	2B	3B	HR	RBI	SH	SF	HB	BB	SO	SB	CS	OBP	SLG	E
2003	FLA vs. NYY	.167	6	24	1	4	7	0	0	1	3	0	0	0	1	7	0	0	.200	.292	1

CAREER FIELDING

	G	TC	PO	A	E	DP	PCT
First Base	444	3853	3550	274	29	377	.992
Third Base	387	977	268	661	48	77	.951
Outfield	347	596	549	30	17	5	.971

CAREER HIGHS

Hits: 5 (twice) - last, July 21, 2008 at Kansas City
Home Runs: 3 - May 28, 2010 vs. Oakland
RBI: 6 (three times) - last, April 10, 2009 at Texas
Stolen Bases: 1 (27 times) - last, August 29, 2010 at Toronto
Hitting Streak: 20 - June 19-July 16, 2010

GRAND SLAMS (2)

September 15, 2007 at Colorado (Juan Morillo) April 10, 2009 vs. Texas (Kris Benson)

THREE HOME RUN GAMES (1)

May 28, 2010 vs. Oakland

TWO HOME RUN GAMES (17)

July 1, 2003 vs. Atlanta	April 13, 2004 at Montreal	April 8, 2005 vs. Washington
June 23, 2005 at Atlanta	July 19, 2005 at Arizona	August 16, 2006 at Los Angeles Dodgers
August 23, 2006 vs. Washington	June 16, 2007 at Kansas City	July 15, 2007 vs. Washington
July 8, 2008 vs. Cleveland	August 9, 2008 vs. Oakland	August 22, 2008 at Kansas City
September 19, 2008 at Cleveland	April 8, 2009 at Toronto	May 5, 2010 at Minnesota
July 19, 2010 vs. Texas	August 18, 2010 at New York Yankees	

OPENING DAY TRIFECTA

Dmitri Young belted three home runs for the Tigers on Opening Day at Comerica Park on April 4, 2005, matching the franchise's single-game record for home runs. Young became just the third major league player to homer three times on Opening Day, joining George Bell of the Toronto Blue Jays (1988) and Karl "Tuffy" Rhodes of the Chicago Cubs (1994).

Player	Date	Opponent
George Bell	April 4, 1988	at Kansas City
Karl "Tuffy" Rhodes	April 4, 1994	vs. New York Mets
Dmitri Young	April 4, 2005	vs. Kansas City



2011 TIGERS



AUDY CIRIACO

Born: June 16, 1987	Opening Day Age: 23
Birthplace: San Pedro de Macoris, DR	Residence: San Pedro de Macoris, DR
Bats/Throws: R/R	Height/Weight: 6-3/195
Major League Service: 0.000	Signed Through: 2011
How Obtained: Signed by the Tigers as a non-drafted free agent on February 16, 2005	

THIRD BASEMAN - 18

SEASON HIGHLIGHTS

Limited to 61 games with Double A Erie and one game with Triple A Toledo during the **2010** season due to three separate stints on the disabled list.

- Assigned to Erie to begin the season -- sidelined April 8-20 with a left wrist contusion.
- Hit .329 (25x76) with four doubles, two triples, five home runs and 15 RBI during a 19-game stretch June 15-July 22.
- Sidelined June 25-July 8 with a left wrist contusion.
- Collected a season-high four hits on July 11 versus Akron.
- Batted .311 (19x61) with runners in scoring position for Erie.
- Had his option transferred from Erie to Toledo on July 26.
- Landed on the disabled list for the remainder of the season on July 28 with a left hand contusion.

Topped all Florida State League shortstops with 533 total chances, 161 putouts and 342 assists as he spent the majority of the **2009** season with Single A Lakeland...tabbed Lakeland's Player of the Year.

- Rated as possessing the best infield arm in the Florida State League by *Baseball America*.
- Collected a season-high two home runs and seven RBI on May 16 versus Brevard County.
- Finished 15th in the Florida State League with a .317 batting average (32x101) in 24 games during August.
- Batted .320 (31x97) against lefthanded pitchers with Lakeland...hit .246 (85x346) versus righties.
- Hit .303 (72x238) in 62 games following the all-star break...batted .215 (44x205) in 59 games prior to the all-star break.
- Had his contract transferred from Lakeland to Toledo on September 1.

Spent the entire **2008** season with Single A West Michigan, seeing action in 107 games.

- Led all Midwest League shortstops with 41 errors.
- Hit .304 (31x102) with six doubles, two home runs and 15 RBI in 25 games during June.
- Sidelined July 11-27 with a right quadriceps strain.
- Saw action in all three of West Michigan's games during the Midwest League playoffs, hitting .091 (1x11).

Saw action in 121 games with West Michigan during the **2007** season.

- Batted .192 (5x26) with a double, triple and an RBI in eight games during the Midwest League playoffs.
- Saw action in 10 games with Escogido in the Dominican Winter League following the season, hitting .304 (7x23) with seven runs scored, a triple and three RBI.

Tied for fourth in the Gulf Coast League with 50 games played for the Gulf Coast League Tigers in **2006**.

- Led all Gulf Coast League shortstops with 31 double plays.
- Collected two hits, including a triple, and two RBI in the Gulf Coast League Tigers lone game during the Gulf Coast League playoffs.
- Named the 28th-best prospect in the Tigers organization following the season by *Baseball America*.

Made his professional debut with the Gulf Coast League Tigers after signing with Detroit as a non-drafted free agent on February 16, **2005**.

- Fourth in the Gulf Coast League with four triples.
- Named the 24th-best prospect in the Tigers organization following the season by *Baseball America*.

PERSONAL/MISCELLANEOUS

Resides in San Pedro de Macoris, DR during the off-season.

- Participated in the Tigers Winter Caravan.
- Recommended/signed by Ramon Pena for the Tigers.



AUDY ALEXANDER CIRIACO'S CAREER RECORD

Year	Club	AVG	G	AB	R	H	TB	2B	3B	HR	RBI	SH	SF	HB	BB	SO	SB	CS	OBP	SLG	E
2005	GCL Tigers	.250	40	152	20	38	64	3	4	5	23	0	1	1	10	46	5	1	.299	.421	17
2006	GCL Tigers	.217	50	175	26	38	59	7	1	4	19	1	1	1	9	30	9	1	.258	.337	15
2007	West Michigan	.224	121	434	42	97	135	18	4	4	39	4	3	1	18	78	8	3	.254	.311	24
2008	West Michigan	.240	107	417	47	100	143	12	5	7	50	5	4	2	16	68	12	6	.269	.343	41
2009	Lakeland	.262	121	443	55	116	176	17	5	11	59	1	3	3	20	89	15	4	.296	.397	30
	Toledo	.160	7	25	2	4	4	0	0	0	0	0	0	0	1	4	0	0	.192	.160	2
2010	Erie	.241	61	241	28	58	101	8	4	9	36	1	1	0	8	49	6	0	.264	.419	14
	Toledo	.000	1	3	0	0	0	0	0	0	0	0	0	0	0	0	0	0	.000	.000	0
MINOR LEAGUE TOTALS		.239	508	1890	220	451	682	65	23	40	226	12	13	8	82	364	55	15	.271	.361	143

TRANSACTIONS

- Signed by the Tigers as a non-drafted free agent on February 16, 2005
- On disabled list, July 11-27, 2008 (right quadriceps strain)
- On disabled list, April 8-20, 2010 (left wrist contusion)
- On disabled list, June 25-July 8, 2010 (left wrist contusion)
- On disabled list, July 28-September 7, 2010 (left hand contusion)



PHIL COKE

Born: July 19, 1982
Birthplace: Sonora, CA
Bats/Throws: L/L
Major League Service: 2.028
How Obtained: Acquired by the Tigers along with Austin Jackson and Ian Kennedy from the New York Yankees, in exchange for Curtis Granderson on December 9, 2009

Opening Day Age: 28
Residence: Sonora, CA
Height/Weight: 6-1/210
Signed Through: 2011

LEFTHANDED PITCHER - 40

2011 TIGERS

SEASON HIGHLIGHTS

In his first season with the Tigers in **2010**, he established career highs with seven wins, 74 appearances, 64.2 innings pitched and 53 strikeouts.

- Tied for third in the American League with 74 appearances -- became the 10th pitcher in Tigers history to appear in 70-or-more games during a single season.
- Tied for second among all American League relievers with seven wins -- marked the most wins by a Tigers reliever since Fernando Rodney also won seven games during the 2006 season.
- Established a career high with a five-game winning streak April 11-June 18.
- Matched a career best with three strikeouts on April 28 versus Minnesota.
- Finished 3-0 with a 1.93 ERA (14.0IP/3ER) in 13 appearances during April.
- Did not allow an earned run in 11 outings during June, compiling a 2-0 record as he surrendered just an unearned run in eight innings of work.
- Posted a 2.19 ERA (12.1IP/3ER) and 12 strikeouts in 15 outings during July.
- Suffered the loss in his final three decisions of the season August 27-September 10 to establish a career-long losing streak.
- Made the first start of his major league career on October 3 at Baltimore -- did not figure in the decision after allowing two runs in 1.2 innings of work.
- Posted a 4-1 record and 3.25 ERA (36.0IP/13ER) in 38 games at home...went 3-4 with a 4.40 ERA (28.2IP/14ER) in 36 outings on the road.
- Compiled a 5-0 record and 2.48 ERA (36.1IP/10ER) in 42 outings prior to the all-star break...finished 2-5 with a 5.40 ERA (28.1IP/17ER) in 32 appearances following the all-star break.

Completed his first full season at the major league level during the **2009** season, appearing in 72 games for the New York Yankees -- marked the most appearances by an American League rookie since Minnesota's Jesse Crain appeared in 75 games in 2005 and the most by an American League rookie lefthanded pitcher since Chicago's Kelly Wunsch saw action in 83 games in 2000.

- Registered his first career major league save on May 18 versus Minnesota.
- Compiled a 0.71 ERA (12.2IP/1ER) and 14 strikeouts in 14 outings during June.



2011 TIGERS

- Did not allow an earned run over 12 outings in September and October -- fanned eight batters as he surrendered one unearned run in 7.1 innings of relief.
- Limited lefthanded batters to a .195 batting average (24x123)...righties hit .227 (20x88) against him.

Saw action with Double A Trenton, Triple A Scranton/Wilkes-Barre and the Yankees during the **2008** season.

- Opened the season with Trenton -- named to the Eastern League's post-season all-star squad after he finished second in the league with a 2.51 ERA.
- Fanned a season-high 11 batters on May 2 versus Portland -- equaled the high with 11 strikeouts on July 14 versus Binghamton...added 10 strikeouts on June 24 versus Erie and July 19 at Portland.
- Tossed a four-hit shutout, fanning seven batters over five innings of work on May 7 at Erie in a rain-shortened game -- tied for second in the Eastern League with one shutout.
- Finished 4-0 with a 1.13 ERA (32.0IP/4ER) and 30 strikeouts in six starts during May -- tied for the lead in the Eastern League with four wins during the month, while he was fourth with a 1.13 ERA and tied for fifth with 30 strikeouts.
- Had his contract transferred to Scranton/Wilkes-Barre on June 3 -- made one start with the club before his contract was transferred back to Trenton on June 4.
- Finished 11th in the Eastern League with a 2.45 ERA (29.1IP/8ER) in five starts during June.
- Did not allow a run over his final five outings with Trenton July 14-30, tossing 18.0 scoreless innings.
- Topped the Eastern League with a 0.87 ERA (31.0IP/3ER) in seven outings (four starts) during July -- he tied for the league lead with 39 strikeouts during the month.
- Had his contract transferred to Scranton/Wilkes-Barre on August 1 -- surrendered one unearned run over an 11-outing stretch August 4-27, fanning 15 batters in 12.2 innings of relief.
- Had his contract purchased by the Yankees from Scranton/Wilkes-Barre on September 1 -- made his major league debut that day at Detroit, tossing a scoreless inning of relief.
- Did not allow a run in his first 10 appearances with the Yankees September 1-23, tossing 11.2 scoreless innings.
- Earned his first major league win on September 15 versus the Chicago White Sox -- worked a scoreless inning of relief.
- Named the eighth-best prospect in the Yankees organization following the season by *Baseball America*.

Limited to 17 appearances with Single A Tampa during the **2007** season as he was sidelined for nearly two months early in the season with a left elbow strain.

- Compiled a five-game winning streak June 22-July 14.
- Fired a shutout on July 14 at St. Lucie to earn Florida State League Pitcher of the Week honors for July 9-15 -- tied for second in the league with one shutout.
- Finished 12th in the Florida State League with a 2.52 ERA (25.0IP/7ER) in four starts during July.

Combined for a 3.19 ERA in 27 appearances (20 starts) with Single A Charleston and Tampa during the **2006** season -- ninth among all Yankees minor leaguers with a 3.19 ERA.

- Assigned to Charleston to begin the season -- had his contract transferred to Tampa for the remainder of the season on April 29...finished eighth in the Florida State League with a 3.60 ERA for Tampa.
- Finished 15th in the Florida State League with a 2.68 ERA (37.0IP/11ER) in six starts during May.
- Sidelined July 29-August 14 with a right knee sprain.
- Tossed a complete game in his final start of the season on September 2 at Lakeland.

Spent the remainder of the **2005** season with Charleston after having his contract assigned there on April 30.

- Saw action as both a starter and reliever -- finished 5-10 with a 5.67 ERA (93.2IP/59ER) in 18 starts, while he was 3-1 with a 2.89 ERA (9.1IP/3ER) in six relief appearances.

Assigned to Single A Staten Island to begin the **2004** season.

- Made one start with Staten Island before being sidelined July 9-August 2 with left elbow inflammation.
- Assigned to the Gulf Coast League Yankees as part of an injury rehabilitation assignment on July 27 -- made two relief appearances during the injury rehabilitation assignment.
- Returned to action with Staten Island, making one relief appearance on August 3 before his contract was assigned to the Gulf Coast League Yankees on August 5.
- Had his contract transferred back to Staten Island on August 28.

Made his professional debut with the Gulf Coast League Yankees after signing with New York as a draft-and-follow selection on May 26, **2003**.

Selected by the Yankees in the 26th round of the June **2002** draft.



PERSONAL/MISCELLANEOUS

Resides in Sonora, CA during the off-season.

- Selected by Florida in the 49th round of the June 2001 draft out of Sonora High School, but he did not sign.
- Attended San Joaquin Delta Junior College in California.
- Actively participates with Tigers Dreams Come True and the Detroit Tigers Autographed Memorabilia Donation Program, supports Gloves for Kids, visited and interacted with veterans at the Department of Veterans Affairs Detroit Medical Center, attended "Keeping Kids in the Game" and participated in the Tigers Winter Caravan.

PHILLIP DOUGLAS COKE'S CAREER RECORD

Year	Club	W-L	ERA	G	GS	CG	SHO	SV	IP	H	AB	R	ER	HR	HB	BB	SO	WP	BK	AVG
2003	GCL Yankees	0-0	3.75	10	0	0	0	0	12.0	13	49	7	5	0	0	3	5	3	0	.265
2004	GCL Yankees	0-1	3.97	7	1	0	0	0	11.1	18	50	7	5	0	0	3	13	1	1	.360
	Staten Island	0-0	6.75	3	1	0	0	0	8.0	9	32	6	6	1	0	3	7	2	0	.281
2005	Charleston	8-11	5.42	24	18	0	0	0	103.0	122	416	67	62	11	2	34	68	5	1	.293
2006	Charleston	0-1	0.53	5	2	0	0	1	17.0	10	59	1	1	0	1	4	19	0	0	.169
	Tampa	5-7	3.60	22	18	1	0	0	110.0	101	423	52	44	6	2	35	88	6	0	.239
2007	Tampa	7-3	3.09	17	16	1	1	0	99.0	93	370	36	34	4	2	37	76	3	0	.251
2008	Trenton	9-4	2.51	23	20	1	1	0	118.1	105	440	39	33	7	0	39	115	1	0	.239
	Scranton/WB	2-2	4.67	14	1	0	0	0	17.1	19	70	11	9	0	5	22	1	0	.271	
	New York (AL)	1-0	0.61	12	0	0	0	0	14.2	8	50	1	1	0	0	2	14	1	0	.160
2009	New York (AL)	4-3	4.50	72	0	0	0	2	60.0	44	211	34	30	10	1	20	49	7	0	.209
2010	DETROIT	7-5	3.76	74	1	0	0	2	64.2	67	244	29	27	2	4	26	53	3	0	.275
MINOR LEAGUE TOTALS		31-29	3.61	125	77	3	2	1	496.0	490	1909	226	199	29	7	163	413	22	2	.257
DETROIT TOTALS		7-5	3.76	74	1	0	0	2	64.2	67	244	29	27	2	4	26	53	3	0	.275
MAJOR LEAGUE TOTALS		12-8	3.75	158	1	0	0	4	139.1	119	505	64	58	12	5	48	116	11	0	.236

TRANSACTIONS

- Selected by Florida in the 49th round of the June 2001 draft
- Selected by the New York Yankees in the 26th round of the June 2002 draft
- On disabled list, July 9-August 2, 2004 (left elbow inflammation)
- On disabled list, July 29-August 14, 2006 (right knee sprain)
- On disabled list, April 10-June 6, 2007 (left elbow strain)
- Acquired by the Tigers along with Austin Jackson and Ian Kennedy from the New York Yankees, in exchange for Curtis Granderson on December 9, 2009

DIVISION SERIES RECORD

Year	Club/Opp.	W-L	ERA	G	GS	CG	SHO	SV	IP	H	AB	R	ER	HR	HB	BB	SO	WP	BK	AVG
2009	NY Yankees vs. MIN	0-0	0.00	2	0	0	0	0	0.2	0	2	0	0	0	0	0	1	0	0	.000

LEAGUE CHAMPIONSHIP SERIES RECORD

Year	Club/Opp.	W-L	ERA	G	GS	CG	SHO	SV	IP	H	AB	R	ER	HR	HB	BB	SO	WP	BK	AVG
2009	NY Yankees vs. LAA	0-0	0.00	2	0	0	0	0	0.2	1	2	0	0	0	0	1	1	0	0	.500

WORLD SERIES RECORD

Year	Club/Opp.	W-L	ERA	G	GS	CG	SHO	SV	IP	H	AB	R	ER	HR	HB	BB	SO	WP	BK	AVG
2009	NY Yankees vs. PHI	0-0	13.50	2	0	0	0	0	1.1	3	6	2	2	2	0	0	1	0	0	.500

MAJOR LEAGUE HITTING RECORD

	AVG	AB	R	H	2B	3B	HR	RBI	SH	SF	HBP	BB	SO
2010													
Career	.000	1	0	0	0	0	0	0	0	0	0	0	1

CAREER FIELDING

	G	TC	PO	A	E	DP	PCT
Pitcher	158	26	5	18	3	2	.885

CAREER HIGHS

- Longest Winning Streak:** 5 - April 11-June 18, 2010
- Longest Losing Streak:** 3 - August 27-September 10, 2010
- Strikeouts:** 3 (three times) - last, April 28, 2010 vs. Minnesota
- Walks:** 3 - August 1, 2009 at Chicago White Sox
- Innings (starter):** 1.2 - October 3, 2010 at Baltimore
- Innings (relief):** 2.2 - September 13, 2008 vs. Tampa Bay
- Low-Hit Game:** 5 - October 3, 2010 at Baltimore (1.2IP)

2011 TIGERS



2011 TIGERS



ARGENIS DIAZ

NON-ROSTER
INVITEE

Born: February 12, 1987

Birthplace: Guatire, VZ

Bats/Throws: R/R

Major League Service: 0.068

How Obtained: Signed by the Tigers as a minor league free agent on December 15, 2010

Opening Day Age: 24

Residence: Guatire, VZ

Height/Weight: 6-0/190

Signed Through: 2011

SHORTSTOP - 70

SEASON HIGHLIGHTS

Assigned to Triple A Indianapolis by Pittsburgh to open the **2010** season before he saw his first major league action in two separate stints with the Pirates.

- Compiled a season-high eight-game hitting streak for Indianapolis April 18-May 3, batting .400 (12x30).
- Recalled by Pittsburgh from Indianapolis on April 21 -- made his major league debut that night versus Milwaukee as a pinch-hitter...optioned back to Indianapolis on April 23.
- Recalled by Pittsburgh from Indianapolis for the remainder of the season on July 31.
- Singled off Mitchell Boggs as a pinch-hitter on August 1 at St. Louis for his first major league hit.
- Not tendered a contract by the Pirates for the 2011 season on December 2.
- Saw action in 21 games with Magallanes in the Venezuelan Winter League following the season, hitting .186 (8x43).

Began the **2009** season with Double A Portland in the Boston Red Sox organization before he was assigned to Indianapolis after being acquired by Pittsburgh in a three-player deal on July 22.

- Compiled two season-high 10-game hitting streaks with Portland, doing so April 29-May 11 and May 24-June 5 -- hit .385 (15x39) during the streak April 29-May 11, while he batted .368 (14x38) over the streak May 24-June 5.
- Named the best defensive infielder and rated as possessing the best infield arm in the Pirates organization following the season by *Baseball America*.
- Saw action in 47 games with Magallanes in the Venezuelan Winter League following the season, batting .194 (24x124) with 16 runs scored, three doubles and five RBI.

Saw action with both Single A Lancaster and Portland during the **2008** season, combining to hit .284 (112x395) with 51 runs scored, 17 doubles, eight triples, two home runs and 52 RBI in 110 games.

- Hit .314 (22x70) in 21 games during May with Lancaster.
- Had his option transferred from Lancaster to Portland on July 16.
- Finished 10th in the Eastern League with a .330 batting average (29x88) in 25 games during August with Portland.
- Hitless in four at-bats in one game during the Eastern League playoffs.
- Named the 17th-best prospect and best defensive infielder in the Red Sox organization following the season by *Baseball America*.
- Batted .184 (7x38) in 22 games with Magallanes in the Venezuelan Winter League following the season.

Topped all South Atlantic League shortstops with a .952 fielding percentage with Single A Greenville in **2007**.

- Sidelined May 6-26 with a left shoulder strain.
- Compiled a season-high nine-game hitting streak June 14-26, batting .526 (20x38).
- Batted .320 (33x103) with 19 runs scored, eight doubles, a home run and 17 RBI in 24 games during June.
- Named the 12th-best prospect and best defensive infielder in the Red Sox organization following the season by *Baseball America*.
- Saw action in 32 games with Honolulu in the Hawaii Winter League following the season, batting .358 (38x106) with 17 runs scored, five doubles, two triples and 16 RBI -- second in the league with a .358 batting average...named the 13th-best prospect in the Hawaii Winter League following the season by *Baseball America*.

Spent the entire **2006** season with the Gulf Coast League Red Sox.

- Hit .344 (21x61) in 17 games during July.
- Batted .167 (2x12) in three games during the Gulf Coast League playoffs.
- Named the best defensive infielder in the Red Sox organization following the season by *Baseball America*.



Tied for fourth in the Venezuelan Summer League with 37 runs scored for the Venezuelan Summer League Red Sox during the **2005** season, while he finished fifth 203 at-bats and 38 walks.

- Topped all Venezuelan Summer League shortstops with 299 total chances, 94 putouts, 180 assists, 25 errors and 43 double plays.
- Third in the Venezuelan Summer League with a .439 batting average (18x41) in 11 games during May.

Made his professional debut with the Venezuelan Summer League Red Sox during the **2004** season.

Signed by the Red Sox as a non-drafted free agent on July 22, **2003**.

PERSONAL/MISCELLANEOUS

Resides in Guatire, VZ during the off-season.

ARGENIS JOSE DIAZ'S CAREER RECORD

Year	Club	AVG	G	AB	R	H	TB	2B	3B	HR	RBI	SH	SF	HB	BB	SO	SB	CS	OBP	SLG	E
2004	VSL Red Sox	.236	50	165	28	39	51	12	0	0	22	4	4	6	20	29	7	2	.333	.309	16
2005	VSL Red Sox	.266	58	203	37	54	74	10	2	2	26	5	3	5	38	25	14	2	.390	.365	25
2006	GCL Red Sox	.263	37	133	16	35	39	2	1	0	11	2	0	1	6	23	3	1	.300	.293	8
2007	Greenville	.279	99	405	62	113	154	25	5	2	40	0	2	4	36	92	5	9	.342	.380	24
2008	Lancaster	.281	71	256	31	72	93	9	6	0	29	0	5	1	20	60	3	2	.330	.363	17
	Portland	.288	39	139	20	40	58	8	2	2	23	1	2	1	10	30	0	1	.336	.417	6
2009	Portland	.253	76	277	21	70	86	14	1	0	24	6	1	2	21	60	7	4	.309	.310	18
	Indianapolis	.233	43	146	14	34	35	1	0	0	8	4	0	0	8	27	1	1	.273	.240	6
2010	Indianapolis	.248	80	274	28	68	78	8	1	0	22	9	0	2	19	61	5	1	.302	.285	7
	Pittsburgh	.242	22	33	0	8	9	1	0	0	2	0	0	0	3	10	0	1	.306	.273	2
MINOR LEAGUE TOTALS		.263	553	1998	257	525	668	89	18	6	205	31	17	22	178	407	45	23	.327	.334	127
MAJOR LEAGUE TOTALS		.242	22	33	0	8	9	1	0	0	2	0	0	0	3	10	0	1	.306	.273	2

TRANSACTIONS

- Signed by Boston as a non-drafted free agent on July 22, 2003
- On disabled list, May 6-26, 2007 (left shoulder strain)
- Acquired by Pittsburgh along with Hunter Strickland from Boston, in exchange for Adam LaRoche on July 22, 2009
- Signed by the Tigers as a minor league free agent on December 15, 2010

CAREER FIELDING

	G	TC	PO	A	E	DP	PCT
Shortstop	15	26	5	19	2	3	.923

CAREER HIGHS

Hits: 2 - August 19, 2010 vs. Florida
Home Runs: No major league home runs
RBI: 1 (twice) - last, September 30, 2010 at Florida
Stolen Bases: No major league stolen bases
Hitting Streak: 4 - August 1-14, 2010



ANDY DIRKS

NON-ROSTER INVITEE

Born: January 24, 1986
Birthplace: Hutchinson, KS
Bats/Throws: L/L
Major League Service: 0.000
How Obtained: Selected by the Tigers in the eighth round of the June 2008 draft
Opening Day Age: 25
Residence: Burrton, KS
Height/Weight: 6-0/195
Signed Through: 2011

OUTFIELDER - 72

SEASON HIGHLIGHTS

Combined to hit .296 (141x476) with 78 runs scored, 30 doubles, three triples, 15 home runs, 63 RBI and 22 stolen bases in 120 games between Double A Erie and Triple A Toledo during the **2010** season to earn Tigers Minor League Player of the Year honors...named Erie's Player of the Year.

- Assigned to Erie to begin the season -- selected to the Eastern League's mid-season all-star squad.
- Led all Eastern League outfielders with 16 assists, while he tied for the lead with five double plays.



2011 TIGERS

- Collected a season-high four hits on June 4 at Bowie -- equaled the high with four hits on June 23 versus Trenton.
- Hit .333 (37x111) with six doubles, four home runs and 14 RBI in 27 games during June.
- Had his contract transferred from Erie to Toledo on August 3.
- Sidelined August 20-30 with a right hamstring strain.
- Named the 11th-best prospect and best defensive outfielder in the Tigers organization following the season by *Baseball America*.
- Saw action in 46 games with Este in the Dominican Winter League following the season, hitting .315 (52x165) with 27 runs scored, seven doubles, seven triples, five home runs, 26 RBI and 10 stolen bases -- led the league with seven triples, while he finished second with 88 total bases, tied for second 52 hits, finished third with a .315 batting average and .533 slugging percentage, tied for third with 26 RBI, finished fourth with 27 runs scored and tied for fourth with 19 extra-base hits.

Assigned to Single A Lakeland to open the **2009** season before his contract was transferred to Erie for the remainder of the season on May 8.

- Tabbed the Florida State League Player of the Week for May 4-10 after hitting .714 (10x14) with a double and seven RBI in four games.
- Compiled a season-best 11-game hitting streak May 26-June 6 with Erie, batting .432 (19x44).
- Finished 15th in the Eastern League with a .325 batting average (26x80) in 21 games during May.
- Collected a season-high four hits on August 14 at Connecticut.
- Sidelined August 18-27 with a left wrist sprain.

Made his professional debut with Single A West Michigan after being selected by the Tigers in the eighth round of the June **2008** draft.

- Sidelined June 24-September 3 with a right hand fracture.
- Saw action in 10 games with the Gulf Coast League Tigers during an injury rehabilitation assignment August 14-28.
- Collected a season-best four hits on August 20 at the Gulf Coast League Yankees.

PERSONAL/MISCELLANEOUS

Resides in Burrton, KS during the off-season.

- In 54 games during his freshman season at Hutchinson Community College in **2005**, he hit .341 (57x167) with 35 runs scored, 11 doubles, three triples, two home runs, 26 RBI and 19 stolen bases.
- Batted .301 (50x166) with 30 runs scored, seven doubles, 12 RBI and 34 stolen bases with Fayetteville in the Coastal Plain League during the summer of **2005**.
- Hit .415 (56x135) with 59 runs scored, 10 doubles, five triples, 11 home runs, 52 RBI and 30 stolen bases in 46 games as a sophomore at Hutchinson Community College in **2006**.
- In 60 games with Brainerd in the Northwoods League during the summer of **2006**, he batted .308 (74x240) with 56 runs scored, 13 doubles, four triples, two home runs, 18 RBI and 34 stolen bases.
- Batted .320 (80x250) with 51 runs scored, 11 doubles, three home runs, 31 RBI and 19 stolen bases in 64 games as a junior at Wichita State University in **2007** to earn All-Missouri Valley Conference honorable mention honors.
- Saw action with Brainerd in the Northwoods League during the summer of **2007** and he earned all-star honors after hitting .347 (70x202) with 48 runs scored, 13 doubles, seven triples, three home runs, 22 RBI and 29 stolen bases in 53 games...reached base in 52 consecutive games to establish a Northwoods League record.
- An All-Missouri Valley Conference selection as a senior at Wichita State University in **2008**, he hit .388 (97x250) with 84 runs scored, 22 doubles, three triples, 11 home runs, 62 RBI and 26 stolen bases in 65 games...selected to the First-Team All-American Baseball Coaches Association Midwest All-Region Team and he was tabbed a Third-Team All-American by the American Baseball Coaches Association.
- Recommended/signed by Chris Wimmer for the Tigers.

ANDREW L. DIRKS' CAREER RECORD

Year	Club	AVG	G	AB	R	H	TB	2B	3B	HR	RBI	SH	SF	HB	BB	SO	SB	CS	OBP	SLG	E
2008	GCL Tigers#	.412	10	34	10	14	21	3	2	0	7	0	1	0	3	6	2	0	.447	.618	0
	West Michigan	.100	3	10	0	1	1	0	0	0	2	0	0	0	1	2	0	0	.182	.100	0
2009	Lakeland	.330	27	103	11	34	39	5	0	0	18	0	0	1	13	11	10	2	.410	.379	0
	Erie	.255	98	361	46	92	126	14	1	6	44	2	6	3	36	61	11	5	.323	.349	3
2010	Erie	.278	98	388	64	108	165	20	2	11	46	1	5	5	35	59	19	4	.342	.425	4
	Toledo	.375	22	88	14	33	57	10	1	4	17	0	1	1	3	12	3	0	.398	.648	1
MINOR LEAGUE TOTALS		.287	258	984	145	282	409	52	6	21	134	3	13	10	91	151	45	11	.349	.416	8

TRANSACTIONS

- Selected by the Tigers in the eighth round of the June 2008 draft
- On disabled list, June 24-September 3, 2008 (right hand fracture)
- On disabled list, August 18-27, 2009 (left wrist sprain)
- On disabled list, August 20-30, 2010 (right hamstring strain)



BRANDON DOUGLAS

NON-ROSTER
INVITEE

Born: August 27, 1985
Birthplace: Knoxville, IA
Bats/Throws: R/R
Major League Service: 0.000
How Obtained: Selected by the Tigers in the 11th round of the June 2008 draft

Opening Day Age: 25
Residence: St. Charles, IA
Height/Weight: 6-0/198
Signed Through: 2011

INFIELDER - 73

SEASON HIGHLIGHTS

Combined to hit .345 (97x281) with 47 runs scored, 24 doubles, five triples and 23 RBI in 72 games between Single A Lakeland and Double Erie during the 2010 season.

- Sidelined April 8-June 5 with hamstring spasms.
- Batted .358 (29x81) in 21 games during July with Lakeland -- fourth in the Florida State League with a .358 batting average during the month.
- Had his contract transferred from Lakeland to Erie for the remainder of the season on July 29.
- Compiled a 10-game hitting streak August 8-19, batting .356 (16x45).
- Hit .364 (40x110) with 20 runs scored, 16 doubles, two triples and 13 RBI in 26 games during August -- led the Eastern League with 16 doubles during the month, while he finished fourth with a .364 batting average.

Selected to the Midwest League's mid-season all-star squad as he spent the entire 2009 season with Single A West Michigan.

- Posted a 10-game hitting streak April 9-24, batting .432 (19x44).
- Finished third in the Midwest League with a .367 batting average (22x60) in 15 games during April.
- Batted .333 (34x102) in 25 games during May -- tied for 12th in the Midwest League with a .333 batting average during the month.
- Compiled an 11-game hitting streak June 13-28, batting .391 (18x46).
- Tabbed the Tigers Minor League Player of the Month for June after hitting .343 (34x99) with three doubles and 14 RBI in 24 games -- tied for ninth in the Midwest League with a .343 batting average during the month.
- Sidelined August 11-27 with a left groin strain.
- Hit .364 (4x11) with a double, triple and four RBI in three games during the Midwest League playoffs.

Made his professional debut with the Gulf Coast League Tigers after being selected by Detroit in the 11th round of the June 2008 draft.

- Saw action in six games with the Gulf Coast League Tigers before his contract was transferred to Single A Oneonta on June 29 -- named Oneonta's Player of the Year and he was selected to the New York-Penn League's mid-season all-star squad.
- Tied for fifth in the New York-Penn League with five triples.
- Finished sixth in the New York-Penn League with a .352 batting average (25x71) in 18 games during July.
- Had his contract transferred from Oneonta to West Michigan on July 15.
- Tabbed the Midwest League Player of the Week for July 14-20 after batting .619 (13x21) with three doubles, a home run and six RBI in five games.
- Had his contract transferred from West Michigan back to Oneonta on July 27.
- Had his contract transferred from Oneonta to Erie on August 28 -- saw action in five games with Erie before his contract was transferred back to Oneonta for the remainder of the season on September 2.
- Named the 23rd-best prospect in the Tigers organization following the season by *Baseball America*.

PERSONAL/MISCELLANEOUS

Resides in St. Charles, IA during the off-season.



2011 TIGERS

- Batted .370 (78x211) with 51 runs scored, 11 doubles, a triple, four home runs, 33 RBI and 10 stolen bases in 54 games during his freshman season at the University of Northern Iowa to earn All-Missouri Valley Conference honors in **2006**.
- Hit .291 (44x151) with 35 runs scored, five doubles, two triples, three home runs, 24 RBI and 23 stolen bases in 43 games with Derby in the Jayhawk League during the summer of **2006**.
- An All-Missouri Valley Conference selection as a sophomore at the University of Northern Iowa in **2007** after hitting .339 (63x186) with 40 runs scored, 19 doubles, a triple, three home runs and 29 RBI in 47 games.
- Selected by Cincinnati in the 32nd round of the June **2007** draft out of the University of Northern Iowa, but he did not sign.
- Saw action in 42 games with Derby in the Jayhawk League during the summer of **2007**, batting .328 (44x134) with 27 runs scored, nine doubles, two home runs, 16 RBI and nine stolen bases -- named the third-best prospect in the Jayhawk League by *Baseball America*.
- Tabbed Missouri Valley Conference Player of the Year and an all-conference selection as a junior at the University of Northern Iowa in **2008** after he batted .396 (89x225) with 51 runs scored, 25 doubles, four triples, 10 home runs, 60 RBI and 10 stolen bases in 54 games -- selected to the First-Team All-American Baseball Coaches Association Midwest All-Region Team and he was tabbed a Second-Team All-American by the American Baseball Coaches Association.
- Recommended/signed by Marty Miller for the Tigers.

BRANDON CASEY DOUGLAS' CAREER RECORD

Year	Club	AVG	G	AB	R	H	TB	2B	3B	HR	RBI	SH	SF	HB	BB	SO	SB	CS	OBP	SLG	E
2008	GCL Tigers	.333	7	27	7	9	14	2	0	1	5	0	1	0	3	2	3	0	.387	.519	2
	Oneonta	.312	47	189	33	59	77	5	5	1	12	1	0	1	10	19	13	1	.350	.407	21
	West Michigan	.436	9	39	5	17	23	3	0	1	8	0	0	1	1	2	0	0	.463	.590	1
	Erie	.263	5	19	2	5	8	0	0	1	2	0	0	0	0	2	1	1	.263	.421	1
2009	West Michigan	.322	83	329	47	106	123	11	3	0	35	1	6	8	29	33	9	1	.384	.374	6
2010	Lakeland	.331	37	136	20	45	58	7	3	0	8	3	1	2	13	16	3	1	.395	.426	1
	Erie	.359	35	145	27	52	73	17	2	0	15	1	1	1	11	17	6	2	.405	.503	10
MINOR LEAGUE TOTALS		.331	223	884	141	293	376	45	13	4	85	6	9	13	67	91	35	6	.383	.425	42

TRANSACTIONS

- Selected by Cincinnati in the 32nd round of the June 2007 draft
- Selected by the Tigers in the 11th round of the June 2008 draft
- On disabled list, August 11-27, 2009 (left groin strain)
- On disabled list, April 8-June 5, 2010 (hamstring spasms)



CHARLIE FURBUSH

Born: April 11, 1986
Birthplace: South Portland, ME
Bats/Throws: L/L
Major League Service: 0.000
How Obtained: Selected by the Tigers in the fourth round of the June 2007 draft
Opening Day Age: 24
Residence: South Portland, ME
Height/Weight: 6-5/215
Signed Through: 2011

LEFTHANDED PITCHER - 49

SEASON HIGHLIGHTS

Second among all minor league pitchers with a combined 183 strikeouts between Single A Lakeland, Double A Erie and Triple A Toledo during the **2010** season.

- Assigned to Lakeland to begin the season -- selected to the Florida State League's mid-season all-star squad.
- Fanned a season-high 13 batters on May 10 versus Charlotte -- posted a double-digit strikeout total in three other starts with Lakeland, fanning 10 batters on both May 20 versus St. Lucie and May 30 at Palm Beach and 12 batters on May 25 versus Tampa.
- Tabbed the Florida State League Pitcher of the Week for May 24-30 after posting a 1-0 record, 1.93 ERA (14.0IP/3ER) and 22 strikeouts in two starts.
- Named the Tigers Minor League Pitcher of the Month for May after compiling a 2-1 record, 1.76 ERA (41.0IP/8ER) and 61 strikeouts in six starts -- led the Florida State League with a 1.76 ERA and 61 strikeouts during the month.
- Had his contract transferred from Lakeland to Erie on June 24.
- Fanned 11 batters on July 6 versus Bowie.



- Tied for fourth in the Eastern League with 33 strikeouts in four starts during July, while he finished 10th with a 3.08 ERA (26.1IP/9ER).
- Had his contract transferred from Erie to Toledo on July 21.
- Tied for third in the International League with three wins during August.
- Named the 26th-best prospect in the Tigers organization following the season by *Baseball America*.

Spent the entire **2009** season with Lakeland, finishing second on the staff with 93 strikeouts.

- Finished 2-1 with a 2.84 ERA (19.0IP/6ER) in four outings (three starts) during April.
- Tabbed the Florida State League Pitcher of the Week for July 27-August 2 after he earned the win and fanned a season-high 10 batters over six shutout innings of work on July 28 versus Palm Beach.
- Tied for 12th in the Florida State League with a 2.49 ERA (25.1IP/7ER) in five starts during July.

Sidelined the entire **2008** season with a left elbow sprain.

Made his professional debut with the Gulf Coast League Tigers after being selected by Detroit in the fourth round of the June **2007** draft.

- Fanned a season-high 10 batters on July 10 versus the Gulf Coast League Blue Jays -- equaled the high with 10 strikeouts for Single A West Michigan on August 13 at Wisconsin.
- Had his contract transferred from the Gulf Coast League Tigers to West Michigan on July 17.
- Compiled a 3-0 record, 1.47 ERA (30.2IP/5ER) and 27 strikeouts in five outings (four starts) during August -- finished seventh in the Midwest League with a 1.47 ERA during the month.
- Finished 1-0 with a 10.57 ERA (7.2IP/9ER) and 10 strikeouts in two starts during the Midwest League playoffs.
- Named the 21st-best prospect in the Tigers organization following the season by *Baseball America*.

PERSONAL/MISCELLANEOUS

Resides in South Portland, ME during the off-season.

- Selected the North Atlantic Conference Co-Player of the Year as a freshman with St. Joseph's College in **2005** after he posted a 7-1 record and 1.75 ERA.
- Appeared in 12 games for Hyannis in the Cape Cod League during the summer of **2005**.
- Went 10-1 with a 2.89 ERA (74.2IP/24ER) and 115 strikeouts as a sophomore at St. Joseph's College in **2006**.
- Named the 10th-best prospect in the Cape Cod League by *Baseball America* after going 3-2 with a 1.83 ERA in nine outings for Hyannis during the summer of **2006**.
- Compiled a 3-9 record, 4.95 ERA (87.1IP/48ER) and 88 strikeouts in 16 outings as a junior at Louisiana State University in **2007**.
- Participated in the Tigers Winter Caravan.
- Recommended/signed by Jim Rough for the Tigers.

CHARLES R. FURBUSH'S CAREER RECORD

Year	Club	W-L	ERA	G	GS	CG	SHO	SV	IP	H	AB	R	ER	HR	HB	BB	SO	WP	BK	AVG
2007	GCL Tigers	2-0	2.81	4	3	0	0	0	16.0	11	59	5	5	2	0	3	23	1	0	.186
	West Michigan	4-1	2.17	8	7	0	0	0	45.2	40	169	14	11	2	2	11	46	3	0	.237
2008	Did not pitch - injured																			
2009	Lakeland	6-7	3.96	24	23	0	0	0	111.1	111	432	59	49	10	6	32	93	5	0	.257
2010	Lakeland	4-5	3.39	13	13	0	0	0	77.0	68	297	35	29	7	2	14	109	4	1	.229
	Erie	1-0	3.24	5	5	0	0	0	33.1	31	125	12	12	5	1	10	37	0	0	.248
	Toledo	3-4	6.29	9	9	0	0	0	48.2	59	190	37	34	9	0	16	37	2	1	.311
MINOR LEAGUE TOTALS		20-17	3.80	63	60	0	0	0	332.0	320	1272	162	140	35	11	86	345	15	2	.252

TRANSACTIONS

- Selected by the Tigers in the fourth round of the June 2007 draft
- On disabled list, April 3-September 8, 2008 (left elbow sprain)

2011 TIGERS

THANKS A MILLION, TIGERS FANS

The Tigers have drawn over one million fans at home in each of the past 46 seasons, **the lone American League team to do so**. Only the Cardinals (47 years) and the Dodgers (65 years) have longer streaks. The Dodgers drew over one million fans in their last 13 seasons in Brooklyn, and all 52 years in Los Angeles. In addition, the Tigers topped the one hundred million mark in franchise history in 1994.



2011 TIGERS



AVISAIL GARCIA

NON-ROSTER
INVITEE

Born: June 12, 1991 Opening Day Age: 19
 Birthplace: Anzoategui, VZ Residence: Anzoategui, VZ
 Bats/Throws: R/R Height/Weight: 6-4/232
 Major League Service: 0.000 Signed Through: 2011
 How Obtained: Signed by the Tigers as a non-drafted free agent on July 6, 2007

OUTFIELDER - 75

SEASON HIGHLIGHTS

Spent the entire 2010 season with Single A West Michigan, hitting .281 in 125 games.

- Collected a season-high four hits on May 2 at South Bend -- equaled the high with four hits on August 21 at Great Lakes.
- Batted .349 (38x109) with five doubles, two home runs and 17 RBI in 27 games during July -- finished 11th in the Midwest League with a .349 batting average during the month.
- Compiled a 13-game hitting streak August 7-21, batting .345 (19x55).
- Named the ninth-best prospect in the Tigers organization following the season by *Baseball America*.
- Saw action in five games with Anzoategui in the Venezuelan Winter League following the season.

After seeing action in three games with Single A Lakeland, he had his contract transferred to West Michigan for the remainder of the 2009 season on May 14.

- Collected a season-best four hits on May 22 at Peoria -- matched the high with four hits on July 9 at Wisconsin.
- Compiled an 11-game hitting streak August 12-28, batting .372 (16x43).
- Named the 17th-best prospect in the Tigers organization following the season by *Baseball America*.
- Saw action in four games with Anzoategui in the Venezuelan Winter League following the season.

Made his professional debut with the Venezuelan Summer League Tigers during the 2008 season -- named the Venezuelan Summer League Tigers Player of the Year.

- Tied for fourth in the Venezuelan Summer League with 110 total bases and seven home runs, while he finished fifth with a .449 slugging percentage and tied for fifth with 73 hits.
- Finished fourth in the Venezuelan Summer League with 40 total bases during June, while he tied for fourth with three home runs and 16 RBI.
- Posted an 18-game hitting streak July 5-25, the Venezuelan Summer League's third-longest such streak -- batted .406 (26x69) with four doubles, three home runs and 10 RBI during the streak.
- Collected a season-high four hits on July 5 versus the Venezuelan Summer League Cardinals.
- Belted a season-best two home runs on July 7 versus the Venezuelan Summer League Astros.
- Hit .317 (33x104) with four doubles, three home runs and 11 RBI in 27 games during July -- tied for second in the Venezuelan Summer League with 46 total bases and three home runs during the month, while he finished 13th with a .317 batting average.

Signed by the Tigers as a non-drafted free agent on July 6, 2007.

PERSONAL/MISCELLANEOUS

Resides in Anzoategui, VZ during the off-season.

- Recommended/signed by Alejandro Rodriguez and Pedro Chavez for the Tigers.

AVISAIL ANTONIO GARCIA'S CAREER RECORD

Year	Club	AVG	G	AB	R	H	TB	2B	3B	HR	RBI	SH	SF	HB	BB	SO	SB	CS	OBP	SLG	E
2008	VSL Tigers	.298	63	245	33	73	110	12	2	7	34	0	1	2	15	39	7	5	.342	.449	8
2009	West Michigan	.264	81	299	36	79	97	11	2	1	31	0	4	4	8	70	8	7	.289	.324	10
	Lakeland	.250	3	8	1	2	2	0	0	0	0	0	0	0	0	2	0	0	.250	.250	0
2010	West Michigan	.281	125	494	58	139	176	17	4	4	63	0	5	5	20	113	20	4	.313	.356	6
MINOR LEAGUE TOTALS		.280	272	1046	128	293	385	40	8	12	128	0	10	11	43	224	35	16	.313	.368	24

TRANSACTIONS

- Signed by the Tigers as a non-drafted free agent on July 6, 2007



ENRIQUE GONZALEZ

NON-ROSTER
INVITEE

Born: July 14, 1982
Birthplace: Bolivar, VZ
Bats/Throws: R/R
Major League Service: 1.071
How Obtained: Signed by the Tigers as a minor league free agent on December 4, 2009

Opening Day Age: 28
Residence: Bolivar, VZ
Height/Weight: 5-10/224
Signed Through: 2011

RIGHTHANDED PITCHER - 21

CAREER HIGHLIGHTS

The 2011 season will mark Gonzalez's second season with the Tigers organization.

- Pitched for Venezuela during the World Baseball Classic in 2009.

SEASON HIGHLIGHTS

In his first season with the Tigers organization in **2010**, he split time between Triple A Toledo and Detroit.

- Assigned to Toledo to begin the season, he compiled a 2.61 ERA (20.2IP/6ER) in four starts during April.
- Fired a two-hit shutout for the Mud Hens on May 17 versus Indianapolis -- tied for second in the International League with one shutout, while he tied for fifth with one complete game.
- Had his contract purchased by the Tigers from Toledo on June 10.
- Posted a 2.03 ERA (13.1IP/3ER) over his first 10 appearances with the Tigers June 16-July 18.
- Established a career high with 3.2 innings of relief on June 19 versus Arizona.
- Had his contract designated for assignment by the Tigers on August 23 -- his contract was outrighted to Triple A Toledo on September 1.
- Appeared in 30 games (two starts) with La Guaira in the Venezuelan Winter League following the season, posting a 5-3 record, 3.24 ERA (41.2IP/15ER) and 34 strikeouts.

Spent the majority of the **2009** season with Triple A Pawtucket in the Red Sox organization after signing with Boston as a minor league free agent during the off-season.

- Compiled a four-game winning streak April 26-May 12, posting a 2.70 ERA (26.2IP/8ER).
- Tied for fourth in the International League with 35 strikeouts during May.
- Sidelined July 2-10 with a right ankle sprain.
- Had his contract purchased from Pawtucket by Boston on August 8 -- appeared in one game for the Red Sox before he was designated for assignment on August 9...had his contract outrighted to Pawtucket on August 12.
- Joined the Red Sox for a second time after having his contract purchased from Pawtucket on August 22 -- saw action in one game before he was designated for assignment on August 26...had his contract outrighted to Pawtucket on August 28.
- Started 14 games with La Guaira in the Venezuelan Winter League following the season, posting a 3-3 record and 5.35 ERA (65.2IP/39ER).

Opened the **2008** season with the San Diego Padres after being claimed off waivers from the Washington Nationals on February 5.

- Made four relief appearances with San Diego before his contract was outrighted to Triple A Portland on April 15.
- Split time between the starting rotation and bullpen with Portland -- finished 3-0 with a 2.70 ERA (40.0IP/12ER) in 22 relief outings, while he went 4-5 with a 5.61 ERA (59.1IP/37ER) in 13 starts.
- Tabbed the Pacific Coast League Pitcher of the Week for August 4-10 after winning both of his starts during the week with a 0.90 ERA (10.0IP/1ER) and 12 strikeouts.
- Posted a 2-0 record and 1.21 ERA (22.1IP/3ER) in 10 outings (two starts) during August.
- Saw action with La Guaira in the Venezuelan Winter League following the season, posting a 5-2 record and 4.55 ERA (59.1IP/30ER) in 13 games (11 starts).

Pitched the majority of the **2007** season with Triple A Tucson in the Arizona Diamondbacks organization.

- Fanned 10 batters on June 10 versus Sacramento.
- Recalled from Tucson by Arizona on June 16 -- appeared in one game for the Diamondbacks before he was optioned back to Tucson for the remainder of the season on June 20.



2011 TIGERS

- Did not allow a run in 22.0 consecutive innings over a four-start stretch July 20-August 6.
- Struck out a season-high 12 batters in a win at Iowa on August 1 -- tabbed the Pacific Coast League Pitcher of the Week for July 30-August 5.
- Finished seventh in the Pacific Coast League with a 2.79 ERA (29.0IP/9ER) in five starts during July.
- Designated for assignment by Arizona on September 7, he was claimed off waivers by Washington on September 17.
- Posted a 2-2 record and 4.13 ERA (32.2IP/15ER) in nine games (eight starts) with La Guaira in the Venezuelan Winter League following the season.

Assigned to Tucson to begin the **2006** season before he received his first major league action with the Diamondbacks.

- Fifth in the Pacific Coast League with a 1.78 ERA (30.1IP/6ER) in five starts during May.
- Recalled from Tucson by Arizona on May 27 -- made his major league debut on May 28 at Cincinnati, limiting the Reds to one run over six innings of work.
- Earned his first major league win as he fanned a career-high eight batters on June 3 at Atlanta -- optioned back to Tucson following the game before he was recalled for the remainder of the season on June 7.
- Finished 0-1 with a 3.68 ERA (22.0IP/9ER) in seven outings (five starts) with La Guaira in the Venezuelan Winter League following the season.

Earned Southern League mid-season all-star honors as he finished seventh in the league with a 3.46 ERA for Double A Tennessee during the **2005** season.

- Tied for second in the Southern League with 27 games started, while he finished third with 146 strikeouts, fourth with 161.1 innings pitched and tied for fourth with 11 wins.
- Posted a five-game winning streak May 6-June 2.
- Tossed back-to-back shutouts May 6 versus Huntsville and May 12 at West Tenn -- tied for the league lead with two shutouts, while he tied for fourth with two complete games.
- Did not allow a run in 24.2 consecutive innings over a four-start stretch May 6-23.
- Tabbed the Diamondbacks Minor League Pitcher of the Month for May after finished 4-1 with a 2.06 ERA (43.2IP/10ER) and 33 strikeouts in six starts -- tied for the lead in the Southern League with four wins during the month, while he finished fourth with 33 strikeouts and fifth with a 2.06 ERA.
- Tied for fifth in the Southern League with three wins during June.
- Finished fifth in the Southern League with a 1.67 ERA (32.1IP/6ER) in five starts during August.
- Named the 15th-best prospect in the Diamondbacks organization following the season by *Baseball America*.

Tabbed Arizona's Minor League Pitcher of the Year in **2004** after he tied for the California League lead with 13 wins for Single A Lancaster.

- Finished second in the California League with a 3.22 ERA.
- Compiled an eight-game winning streak June 25-August 12.
- Named the California League Pitcher of the Week for July 26-August 1 after winning both of his starts during the week and posting a 1.20 ERA (15.0IP/2ER) and 12 strikeouts.
- Selected the Diamondbacks Minor League Pitcher of the Month for July -- finished 5-0 with a 2.45 ERA (33.0IP/9ER) in five starts during the month.
- Posted a 1.58 ERA (40.0IP/7ER) and 36 strikeouts in six starts during August.
- Finished 1-0 with a 3.55 ERA (12.2IP/5ER) in three outings (two starts) during the California League playoffs.
- Named the 15th-best prospect in the Diamondbacks organization and 20th-best prospect in the California League following the season by *Baseball America*.

Tied for second in the Midwest League with 55 appearances as he worked solely in relief for Single A South Bend during the **2003** season.

- Posted scoreless streaks of 10 outings (13.1 innings, May 22-June 12), 11 outings (11.2 innings, June 20-July 12) and 12 outings (13.0 innings, July 20-August 12) during the season.
- Appeared in one game during the Midwest League playoffs, not allowing a run in 1.2 innings of work.

Saw action with Single A Yakima, South Bend and Lancaster in **2002**, making 20 starts at the three stops.

- Assigned to Lancaster to open the season -- sidelined April 24-May 2 with a left ankle sprain before he was transferred to Yakima on May 6.
- Fanned a season-high 10 batters on June 17 at Tri-City.
- Had his contract transferred to South Bend for the remainder of the season on August 13.

Third on the staff at South Bend with 26 games started, 146.0 innings pitched and 92 strikeouts in **2001**.

- Tied for third in the Midwest League with 12 losses.



Spent the majority of the **2000** season with the Arizona League Diamondbacks before he was promoted to Tucson on September 1.

Made his professional debut with the Dominican Summer League Diamondbacks during the **1999** season.

Signed by Arizona as a non-drafted free agent on October 30, **1998**.

PERSONAL/MISCELLANEOUS

He, his wife Maryeline and son Bryan reside in Bolivar, VZ during the off-season.

- Participated in a pre-game ceremony prior the annual Fiesta Tigres! game.

ENRIQUE CESAR GONZALEZ'S CAREER RECORD

Year	Club	W-L	ERA	G	GS	CG	SHO	SV	IP	H	AB	R	ER	HR	HB	BB	SO	WP	BK	AVG
1999	DSL Diamondbacks	7-3	1.65	12	11	1	0	0	71.0	41	243	21	13	0	0	24	82	0	0	.169
2000	AZL Diamondbacks	1-0	1.53	11	0	0	0	1	17.2	16	67	13	3	0	1	12	17	3	0	.239
	Tucson	1-0	0.00	1	0	0	0	0	4.0	1	11	0	0	0	0	1	1	0	0	.091
2001	South Bend	4-12	4.01	26	26	1	0	0	146.0	142	553	81	65	9	10	53	92	10	0	.257
2002	Yakima	5-2	2.45	11	11	0	0	0	66.0	53	242	27	18	2	7	23	57	7	0	.219
	South Bend	1-2	3.74	4	4	0	0	0	21.2	23	85	16	9	1	0	9	20	0	0	.271
	Lancaster	1-4	12.27	5	5	0	0	0	18.1	34	83	27	25	3	1	14	11	4	0	.410
2003	South Bend	4-3	2.13	55	0	0	0	3	72.0	58	266	22	17	5	2	29	63	3	0	.218
2004	Lancaster	13-6	3.22	42	17	0	0	0	142.1	128	528	64	51	13	6	44	110	3	0	.242
2005	Tennessee	11-8	3.46	27	27	2	2	0	161.1	160	606	76	62	8	6	52	146	9	0	.264
2006	Tucson	4-3	2.24	10	10	0	0	0	60.1	61	232	22	15	2	2	14	35	3	0	.263
	Arizona	3-7	5.67	22	18	0	0	0	106.1	114	414	71	67	14	4	34	66	1	0	.275
2007	Tucson	8-10	5.15	27	27	0	0	0	153.2	186	621	105	88	11	5	61	118	5	1	.300
	Arizona	0-0	13.50	1	0	0	0	0	2.0	4	10	4	3	0	0	1	0	0	0	.400
2008	Portland	7-5	4.44	35	13	0	0	0	99.1	106	389	58	49	10	1	50	82	4	0	.272
	San Diego	1-0	10.80	4	0	0	0	0	3.1	4	13	4	4	0	0	2	1	0	0	.308
2009	Pawtucket	8-11	5.12	26	23	0	0	0	139.0	159	558	85	79	20	0	53	99	4	2	.285
	Boston	0-0	4.91	2	0	0	0	0	3.2	5	16	2	2	1	0	2	1	0	0	.313
2010	Toledo	4-5	3.41	12	11	1	1	0	66.0	69	262	29	25	9	2	16	54	3	0	.263
	DETROIT	0-1	3.81	18	0	0	0	0	26.0	21	89	11	11	4	0	17	13	1	0	.236
MINOR LEAGUE TOTALS		79-74	3.77	304	185	5	3	4	1238.2	1237	4746	646	519	93	43	455	987	58	3	.261
AL TOTALS		0-1	3.94	20	0	0	0	0	29.2	26	105	13	13	5	0	19	14	1	0	.248
NL TOTALS		4-7	5.96	27	18	0	0	0	111.2	122	437	79	74	14	4	37	67	1	0	.279
DETROIT TOTALS		0-1	3.81	18	0	0	0	0	26.0	21	89	11	11	4	0	17	13	1	0	.236
MAJOR LEAGUE TOTALS		4-8	5.54	47	18	0	0	0	141.1	148	542	92	87	19	4	56	81	2	0	.273

2011 TIGERS

TRANSACTIONS

- Signed by Arizona as a non-drafted free agent on October 30, 1998
- On disabled list, April 24-May 2, 2002 (left ankle sprain)
- Claimed off waivers by Washington from Arizona on September 17, 2007
- Claimed off waivers by San Diego from Washington on February 5, 2008
- Signed by Boston as a minor league free agent on December 10, 2008
- On disabled list, July 2-10, 2009 (right ankle sprain)
- Signed by the Tigers as a minor league free agent on December 4, 2009

WORLD BASEBALL CLASSIC RECORD

Year	Club	W-L	ERA	G	GS	CG	SHO	SV	IP	H	AB	R	ER	HR	HB	BB	SO	WP	BK	AVG
2009	Venezuela	1-0	0.00	3	1	0	0	0	9.2	3	32	1	0	0	1	4	6	0	0	.094

MAJOR LEAGUE HITTING RECORD

	AVG	AB	R	H	2B	3B	HR	RBI	SH	SF	HBP	BB	SO
2010	—	—	—	—	—	—	—	—	—	—	—	—	—
Career	.281	32	3	9	1	0	0	3	3	0	0	0	8

CAREER FIELDING

	G	TC	PO	A	E	DP	PCT
Pitcher	47	31	14	16	1	1	.968

CAREER HIGHS

- Longest Winning Streak:** 2 - June 3-13, 2006
- Longest Losing Streak:** 5 - August 3-September 4, 2006
- Strikeouts:** 8 - June 3, 2006 at Atlanta
- Walks:** 5 - August 13, 2006 vs. Florida
- Innings (starter):** 7.0 (three times) - last, July 22, 2006 vs. Colorado
- Innings (relief):** 3.2 - June 19, 2010 vs. Arizona
- Low-Hit Game:** 1 - June 13, 2006 vs. San Francisco (7.0IP)



2011 TIGERS



BEN GUEZ

NON-ROSTER
INVITEE

Born: January 24, 1987	Opening Day Age: 24
Birthplace: Houston, TX	Residence: Houston, TX
Bats/Throws: R/R	Height/Weight: 5-11/180
Major League Service: 0.000	Signed Through: 2011
How Obtained: Selected by the Tigers in the 19th round of the June 2008 draft	

OUTFIELDER - 80

SEASON HIGHLIGHTS

Saw action with Single A Lakeland, Double A Erie and Triple A Toledo during the **2010** season, combining to hit .249 (84x338) with 43 runs scored, 19 doubles, three triples, 10 home runs, 43 RBI and 14 stolen bases in 105 games.

- Assigned to Lakeland to begin the season -- saw action in nine games with the Flying Tigers before his contract was transferred to Toledo on April 17.
- Collected a season-high four hits on May 10 at Durham -- equaled the high with four hits for Erie on July 3 at Richmond.
- Batted .308 (16x52) in 16 games during May for Toledo.
- Had his contract transferred from Toledo back to Lakeland on June 3.
- Had his contract transferred from Lakeland to Erie on June 24 -- appeared in nine games with Erie before his contract was transferred back to Lakeland on July 6.
- Joined Toledo for the remainder of the season after his contract was transferred from Lakeland to the Mud Hens on July 16.
- Saw action in 16 games with Surprise in the Arizona Fall League following the season, batting .228 (13x57) with two doubles, a triple, three home runs and six RBI.

Tied for fourth in the Midwest League with a .483 slugging percentage as he spent the entire **2008** season with Single A West Michigan.

- Sideline June 10-25 with a right hamstring strain.
- Tabbed the Midwest League Player of the Week for July 13-19 after hitting .440 (11x25) with two doubles, two home runs and six RBI in six games.
- Tied for second in the Midwest League with 23 RBI during July.
- Collected a season-high five hits on August 2 versus Cedar Rapids.
- Selected the Tigers Minor League Player of the Month for August after batting .355 (38x107) with 13 doubles, two triples, four home runs and 16 RBI in 27 games -- second in the Midwest League with 67 total bases during the month, while he finished eighth with a .355 batting average.

Made his professional debut with Single A Oneonta after being selected by the Tigers in the 19th round of the June **2008** draft.

- Tied for the lead among all New York-Penn League outfielders with eight assists.

PERSONAL/MISCELLANEOUS

Resides in Houston, TX during the off-season.

- Played for Covington in the Valley League during the summer of **2006**, batting .272 (46x169) with 27 runs scored, seven doubles, a triple, two home runs, 18 RBI and 12 stolen bases in 42 games.
- Batted .270 (37x137) with 25 runs scored, 11 doubles, two triples, two home runs, 24 RBI and eight stolen bases in 46 games during his sophomore season at the College of William & Mary in **2007**.
- Saw action in 43 games with Bourne in the Cape Cod League during the summer of **2007**, hitting .282 (44x156) with 24 runs scored, seven doubles, two triples, three home runs, 24 RBI and nine stolen bases -- started in center field in the Cape Cod League's All-Star Game.
- Hit .390 (90x231) with 75 runs scored, 18 doubles, three triples, 13 home runs, 51 RBI and 15 stolen bases in 57 games as a junior at the College of William & Mary in **2008** to earn All-Colonial Athletic Association honors -- named to the Second-Team American Baseball Coaches Association East All-Region Team.
- Recommended/signed by Bill Buck for the Tigers.



BENJAMIN JAMES GUEZ'S CAREER RECORD

Year	Club	AVG	G	AB	R	H	TB	2B	3B	HR	RBI	SH	SF	HB	BB	SO	SB	CS	OBP	SLG	E
2008	Oneonta	.223	70	256	43	57	94	14	4	5	25	3	5	8	33	57	16	5	.325	.367	4
2009	West Michigan	.275	104	404	64	111	195	34	7	12	64	3	3	10	18	95	11	4	.320	.483	2
2010	Lakeland	.207	28	87	9	18	28	7	0	1	8	0	0	5	10	23	6	2	.324	.322	0
	Erie	.357	9	28	2	10	13	3	0	0	3	1	0	0	3	5	3	2	.419	.464	1
	Toledo	.251	68	223	32	56	98	9	3	9	32	2	3	7	24	63	5	6	.339	.439	2
MINOR LEAGUE TOTALS		.253	279	998	150	252	428	67	14	27	132	9	11	30	88	243	41	19	.328	.429	9

TRANSACTIONS

- Selected by the Tigers in the 19th round of the June 2008 draft
- On disabled list, June 10-25, 2009 (right hamstring strain)



CARLOS GUILLEN

Born: September 30, 1975
Birthplace: Maracay, VZ
Bats/Throws: S/R
Major League Service: 12.000
How Obtained: Acquired by the Tigers from Seattle, in exchange for Juan Gonzalez and Ramon Santiago on January 8, 2004

Opening Day Age: 35
Residence: Aragua, VZ
Height/Weight: 6-1/213
Signed Through: 2011

SECOND BASEMAN - 9

2011 TIGERS

CAREER HIGHLIGHTS

The 2011 season will mark Guillen's eighth season with the Tigers...marks the final year of a four-year contract he agreed to terms on with the club on March 30, 2007.

- Three-time American League all-star selection with the Tigers (2004, 2007-08).
- Selected American League Player of the Week once during his career.
- Played for Venezuela during the World Baseball Classic in 2006 and 2009.
- Became the 10th player in Tigers history to hit for the cycle on August 1, 2006 at Tampa Bay.

SEASON HIGHLIGHTS

Limited to 68 games during his seventh season with the Tigers in **2010** due to three separate stints on the disabled list -- marked the fewest number of games he has played during a single season with the Tigers.

- Hit .333 (14x42) with five doubles, a home run and seven RBI over a nine-game stretch April 11-22 before he landed on the disabled list on April 23 with a left hamstring strain.
- Assigned to Triple A Toledo as part of an injury rehabilitation assignment on May 22 -- saw action in five games with the Mud Hens before he was recalled from the injury rehabilitation assignment and reinstated from the disabled list on May 28.
- Batted .393 (13x33) over a season-best nine-game hitting streak June 8-17.
- Connected for a walk-off home run in the 10th inning on June 12 versus Pittsburgh -- according to the Elias Sports Bureau, it was the Tigers first walk-off home run in extra innings since Guillen did so in the 11th inning on August 24, 2007 versus the New York Yankees.
- Sidelined July 25-August 9 with a right calf strain -- joined Single A West Michigan as part of an injury rehabilitation assignment August 6-9, seeing action in two games with the Whitecaps.
- Sidelined for the remainder of the season after landing on the disabled list on August 17 with a deep contusion in his left knee -- underwent a surgical cleanup of the degenerative changes and microfracture surgery on his left knee on September 17 in a procedure performed by Dr. Russ Warren at the Hospital for Special Surgery in New York.

Limited to 81 games in his sixth season with the Tigers in **2009** as he missed nearly three months of action with right shoulder inflammation -- played primarily in the outfield for the first time in his major league career.

- Batted .200 (18x90) over his first 24 games of the season before being sidelined May 5-July 24 with right shoulder inflammation.
- Assigned to Single A Lakeland for an injury rehabilitation assignment on July 13 -- saw action in five games with Lakeland before his injury rehabilitation assignment was transferred to Toledo on July 22.
- Hit safely in each of his first seven games July 24-31 after returning from the disabled list -- batted .310 (9x29) with two



2011 TIGERS

home runs and eight RBI over the seven-game stretch.

- Collected a season-high four RBI on August 15 versus Kansas City -- matched the high with four RBI on August 31 versus Tampa Bay and September 23 at Cleveland.
- Equaled career highs with four hits and two home runs on August 31 versus Tampa Bay.
- Homered from both sides of the plate on September 23 at Cleveland -- marked the fourth time in his career he has homered from both sides of the plate in the same game...the two home runs equaled a career high.
- Batted .241 (56x232) with 10 home runs versus righthanded pitchers...hit .244 (11x45) with one home run against lefthanded pitchers.
- Hit .256 (34x133) in 39 games on the road...batted .229 (33x144) in 42 games at home.

Completed his fifth season with the Tigers in **2008**, seeing action in 113 games -- marked his fewest games played since appearing in 87 games with the club in 2005.

- Selected to the American League's all-star squad for the third time in his career -- collected a double in the game.
- Collected a season-high five RBI on April 23 versus Texas.
- Started at third base on April 27 versus the Los Angeles Angels of Anaheim -- marked his first start at the position since September 28, 2003 versus Oakland as a member of the Seattle Mariners.
- Started in left field on June 1 at Seattle -- marked his first start in the outfield during his major league career.
- Belted his 100th career home run on June 7 versus Cleveland, a two-run shot off Aaron Laffey in the fourth inning.
- Equaled a career high with four hits on June 25 versus St. Louis.
- Scored a career-high five runs on July 21 at Kansas City -- first Tigers player to score five runs in a game since Juan Encarnacion did so on September 14, 1998 versus the Chicago White Sox.
- Hit safely in 10 of his 11 games August 2-19, batting .318 (14x44).
- Missed the club's final 31 games of the season with lower back spasms.
- Batted .306 (59x193) in 52 games at Comerica Park...hit .269 (61x227) in 61 games on the road.
- Saw action in four games with Magallanes in the Venezuelan Winter League following the season, batting .313 (5x16) with two doubles, two home runs and six RBI.

Selected to the American League's all-star squad for the second time in his career after establishing a career high with 21 home runs and 102 RBI for the Tigers during the **2007** season.

- Tied for third in the American League with nine triples.
- Belted his second career grand slam on April 21 versus the Chicago White Sox, connecting against Jose Contreras -- blasted his third career grand slam on August 16 at Yankee Stadium against New York's Mike Mussina.
- Tied for eighth in the American League with 15 walks during April, while he finished 10th with 19 RBI -- batted .300 (27x90) with 13 runs scored, seven doubles, a triple, two home runs and 19 RBI in 24 games during the month.
- Matched a career high with two home runs against the Los Angeles Angels of Anaheim on May 24.
- Left the game on May 30 at Tampa Bay with a mild left groin strain -- missed four games before returning to action on June 5 at Texas.
- Hit .333 (33x99) with 15 runs scored, seven doubles, three triples, four home runs and 18 RBI in 26 games during May.
- Established a career high with a 14-game hitting streak June 9-28 -- batted .444 (20x45) with 15 runs scored, four doubles, five home runs and 20 RBI over the course of the streak.
- Left the game on June 10 versus the New York Mets with a right hamstring spasm -- returned to the lineup on June 15 at Philadelphia after missing three games.
- Collected at least one RBI in 11 straight games June 16-28 -- fell one game shy of matching the franchise record of 12 straight games held by both Mickey Cochrane (July 31-August 12, 1934) and Rudy York (September 11-20, 1940).
- Tabbed the American League Player of the Week for June 18-24 after hitting .476 (10x21) with eight runs scored, three doubles, three home runs and 11 RBI in six games -- led the league with 11 RBI and a 1.048 slugging percentage during the week, while he tied for second with three home runs and tied for sixth with a .476 batting average.
- Batted .338 (23x68) in 20 games during June, scoring 17 runs and collecting four doubles, six home runs and 22 RBI -- second in the American League during the month with a .662 slugging percentage, tied for fourth with 22 RBI and tied for fifth with six home runs.
- Equaled a career high with two stolen bases on July 28 against the Los Angeles Angels of Anaheim.
- Collected the 1,000th hit of his major league career on August 6 versus Tampa Bay, a run-scoring single in the first inning off Edwin Jackson.
- Tied for second in the American League with four triples during August -- hit .274 (31x113) in 29 games during the month, collecting six doubles, five home runs and 19 RBI.
- Tied for seventh in the American League with eight doubles during September -- batted .263 (26x99) with 13 runs scored, two home runs and 12 RBI in 27 games during the month.
- Batted .325 (92x283) in 77 games prior to the all-star break -- tied for fourth in the American League with five triples



prior to the break, while he was fifth with a .576 slugging percentage, seventh with 67 RBI and tied for eighth with a .325 batting average...hit .267 (75x281) in 74 games following the all-star break -- tied for fifth in the league with four triples following the break.

- Hit .455 (10x22) with the bases loaded -- tied for the league lead with 29 RBI when hitting with the bases loaded.
- Second among all American League shortstops with 24 errors.

Established career highs in games played (153), at-bats (543), runs scored (100), hits (174), doubles (41), walks (71) and stolen bases (20) in his third season with the Tigers during 2006...named the Tiger of the Year by Detroit's chapter of the BBWAA.

- Selected to *Baseball America's* Second-Team Major League all-star squad following the season.
- Eighth in the American League with a .400 on-base percentage, ninth with a .320 batting average and tied for ninth with 41 doubles.
- His 41 doubles rank as the second-highest total in franchise history by a switch-hitter in a single season, while he is fourth with his 65 extra-base hits.
- Matched a career high with two home runs on April 29 versus Minnesota -- equaled the high with two home runs on September 12 versus Texas.
- Batted .315 (28x89) with 16 runs scored, eight doubles, a triple, five home runs and 17 RBI in 25 games during April -- tied for eighth in the American League with eight doubles during the month.
- Equaled a career high with two stolen bases on May 5 at Minnesota.
- Tied for seventh in the league with eight doubles during May -- batted .280 (26x93) with 10 runs scored, a home run and 10 RBI in 26 games.
- Hit .359 (14x39) over the course of an 11-game hitting streak June 26-July 8.
- Hit for the cycle on August 1 at Tampa Bay, becoming the first Tigers player to do so since Damion Easley on June 8, 2001 versus Milwaukee -- matched a career high with four hits during the game...finished with four hits on October 1 against Kansas City to equal the career best.
- Batted .340 (36x106) with 19 runs scored, six doubles, a triple, four home runs and 10 RBI in 29 games during August.
- Fifth in the American League with a .370 batting average (27x73) in 22 games during September, while he was fourth with a .465 on-base percentage and ninth with a .616 slugging percentage -- finished with seven doubles, a triple, three home runs and 12 RBI during the month.
- Tied for third in the American League with a .332 batting average (131x395) against righthanded pitchers...hit .291 (43x148) with lefties on the mound.
- Hit .344 (88x256) in 75 games at Comerica Park -- fourth in the league with a .344 batting average at home...batted .300 (86x287) in 78 games on the road.
- Batted .298 (90x302) in 85 games prior to the all-star break -- fifth in the American League with 26 doubles prior to the break...hit .349 (84x241) in 68 games following the all-star break -- fourth in the league with a .428 on-base percentage after the break and fifth with a .349 batting average.
- Led all league shortstops with 28 errors.

Battled injuries throughout his second season with the Tigers in 2005, seeing action in only 87 games.

- Hit .320 for the Tigers to mark the sixth straight season his batting average increased.
- Tabbed the Tigers Player of the Month for April after hitting .385 (30x78) with 16 runs scored, four doubles, two triples, a home run and eight RBI in 21 games -- second among all American League players with a .385 batting average and .467 on-base percentage during the month.
- Hit .380 (19x50) with two doubles, two triples, a home run and three RBI over a 12-game hitting streak May 2-15.
- Finished eighth in the league with a .338 batting average (26x77) in 19 games during May.
- Left the game in the fifth inning on June 7 at Los Angeles with a left hamstring strain -- landed on the disabled list retroactive to June 8 with a pulled hamstring on June 14.
- Matched a career best with four hits on July 10 at Tampa Bay.
- Placed on the disabled list retroactive to August 11 with a sore right knee on August 17 -- sidelined with the injury until September 23.
- Batted .353 (79x224) in 57 games prior to the all-star break to lead all American League players...hit .255 (28x110) in 30 games following the all-star break.
- Hit .368 (28x76) with lefthanded pitchers on the mound, while he batted .306 (79x258) against righties.
- Hit .429 (9x21) with six runs scored, two doubles and an RBI in seven games for Magallanes in the Venezuelan Winter League following the season.

Turned in a career season during his first campaign with the Tigers in 2004, only to see the year cut short with season-ending surgery on his right knee in September.



2011 TIGERS

- Selected to the American League's all-star squad, his first career selection -- did not see action in the game at Houston's Minute Maid Park.
- Established career highs in batting average (.318), at-bats (522), runs scored (97), hits (166), total bases (283), doubles (37), triples (10), home runs (20), RBI (97) and stolen bases (12).
- Sixth in the American League with a .318 batting average -- marked the fifth straight season his batting average increased.
- Finished third in the league with 10 triples and eighth with a .542 slugging percentage.
- Fourth among league shortstops with 3.26 assists per nine innings, sixth with a .974 fielding percentage, seventh with 17 errors and ninth with 90 double plays.
- Became the first Tigers player to collect 30 doubles, 10 triples, 20 home runs and 10 stolen bases in a single season.
- His 67 extra-base hits rank as the third-highest total by a Tigers switch-hitter during a single season.
- Did not commit an error in his first 22 games of the season April 5-30, a total of 115 errorless chances.
- Batted .309 (25x81) with 18 runs scored, five doubles, two home runs and 14 RBI in 22 games during April...tied for fifth among all American League players with 18 runs scored during the month.
- Hit safely in 15 of his 16 games May 5-23, batting .361 (22x61) with 12 runs scored, four doubles, four triples, a home run and nine RBI.
- Matched a career high with four hits against Baltimore on May 28.
- Belted two home runs, including an inside-the-park home run, on May 31 versus Kansas City, establishing a career best -- matched the high with two home runs on July 24 at the Chicago White Sox.
- Earned Tigers Player of the Month honors for May after hitting .343 (35x102) with 20 runs scored, six doubles, four triples, four home runs and 17 RBI in 27 games...tied for the league lead with four triples during May, while he tied for seventh with 35 hits, finished 10th with a .598 slugging percentage, tied for 11th with 20 runs scored, finished 15th with a .343 batting average and tied for 15th with a .417 on-base percentage.
- Batted .353 (18x51) with four doubles, three triples, four home runs and 12 RBI over a 12-game stretch June 2-15.
- Matched a career high with two triples at Philadelphia on June 15.
- Hit .321 (34x106) with 19 runs scored, 10 doubles, three triples, five home runs and 24 RBI in 26 games during June ...tied for third in the league during June with three triples, tied for fourth with 10 doubles and tied for sixth with 24 RBI.
- Left the game on July 22 versus Kansas City in the fifth inning with low back stiffness -- listed as day-to-day with the injury, he returned to action the following night at Chicago.
- Hit .457 (16x35) with 11 runs scored, four doubles, four home runs and 10 RBI over a nine-game stretch July 23-31.
- Earned Tigers Player of the Month honors for July...hit .337 (35x104) with 21 runs scored, eight doubles, two triples, six home runs and 23 RBI in 27 games during the month...tied for fifth in the league during July with two triples, tied for sixth with six home runs, tied for seventh with 21 runs scored and tied for ninth with 35 hits and 23 RBI.
- Hit .357 (15x42) with four doubles, a triple, three home runs and 11 RBI over a 10-game hitting streak August 17-27.
- Drove in a career-high six runs on August 21 versus Seattle.
- Left the game on August 27 at Boston in the sixth inning with a sore right knee, an injury sustained during a collision at home plate with Chicago's Jamie Burke on August 25...Guillen missed one game before returning to the lineup on August 29 at Boston.
- Hit safely in each of his final seven games of the season September 3-11, batting .423 (11x26) with four runs scored and a double.
- Left the game on September 11 versus Minnesota with a right knee sprain sustained sliding into third base in the bottom of the fifth inning -- had an MRI following the game, but the results were inconclusive due to swelling in his knee...underwent further evaluation after the swelling subsided and he was diagnosed with a torn right anterior cruciate ligament.
- Underwent surgery on his knee on September 28, a procedure performed by Dr. Kyle Anderson at Henry Ford Hospital.
- Batted .320 (82x256) in 69 games at Comerica Park...hit .316 (84x266) in 67 games on the road -- 10th-best road batting average in American League.
- Fared better with righthanders on the mound, hitting .348 (113x325) -- third in the league...batted .269 (53x197) against lefties -- seventh in the league with 35 RBI versus lefthanded pitchers.
- Batted .311 (41x132) when hitting with runners in scoring position.
- Hit .667 (6x9) with 17 RBI when batting with the bases loaded -- led all league players in batting average.

Completed his fifth season in the majors with the Seattle Mariners in **2003**, batting .276 to see his batting average rise for the fourth straight season.

- Hit safely in 12-of-14 games with an at-bat April 5-22, batting .340 (18x53) with seven runs scored, five doubles, a home run and five RBI.
- Tripled twice against the Chicago White Sox on May 9, the first two-triple game of his career.



- Posted a season-best seven-game hitting streak May 17-24...hit .480 (12x25) over the streak, scoring eight runs and collecting a double, triple, home run and three RBI.
- Matched a career high with four hits at Minnesota on May 29.
- Batted .368 (32x87) with 19 runs scored, five doubles, three triples, a home run and 12 RBI during May.
- Left the game on June 14 versus Atlanta with a bruised shin after fouling a ball off his leg in the fifth inning...missed the next two games before returning to the lineup on June 17 versus Anaheim.
- Hit by a pitch on his left elbow on June 18 against Anaheim...missed two games before returning to action as a defensive replacement at San Diego on June 21.
- Forced to the disabled list on July 29 with an inflamed pelvis.
- Batted .357 (5x14) with two home runs and four RBI in four games during a rehab assignment with Triple A Tacoma August 18-21.
- Activated from the disabled list on August 22, he hit safely in seven of his first 10 games back in action August 23-September 2...over the 10-game stretch, he batted .333 (13x39) with three doubles, a home run and 15 RBI.
- Shifted to third base following return from the disabled list, his first action at the position since 2000.
- Hit .280 (77x275) with righthanders on the mound, compared to .265 (30x113) against lefties.
- Batted .296 (8x27) with five runs scored, two doubles and seven RBI in seven games for Magallanes in the Venezuelan Winter League following the season.

Posted career highs in nearly every offensive category during **2002** for the Mariners, including hits (124), doubles (24), triples (6), home runs (9) and RBI (56).

- Hit safely in 17 of his 24 games during April, batting .337 (29x86) with 20 runs scored, seven doubles, three triples, a home run and 18 RBI.
- Batted .385 (20x52) over a 15-game stretch May 14-31...scored 13 runs during the stretch, finishing with five doubles, three home runs and nine RBI.
- Left the game on May 31 at Baltimore with a strained left ring finger...missed eight games before returning to action on June 9 versus the Chicago Cubs.
- Missed two games June 20-21 with a bruised hand.
- Batted .406 (13x32) with four runs scored, a double and three RBI during a nine-game hitting streak July 26-August 3.
- Departed the game on August 9 at the Chicago White Sox with a strained left thigh muscle...missed four games before returning to action on August 15 versus Boston.

Played in a career-high 140 games with Seattle in **2001**.

- Fourth among all American League shortstops with a .980 fielding percentage.
- Over an 18-game stretch May 10-30, he batted .367 (22x60) with 18 runs scored, four doubles and 13 RBI.
- Left the game on July 1 at Anaheim with a mild concussion after colliding with left fielder Al Martin in the third inning... returned to action on July 3 at Texas after missing one game.
- His 10 assists on July 18 at Kansas City fell one short of tying a Mariners single-game record for an extra-inning game.
- Batted .312 (24x77) with 11 runs scored, six doubles, a triple and six RBI in 24 games during July.
- Forced from the game on August 29 at Tampa Bay with a sprained left ankle...missed three games before returning to action as a defensive replacement on September 2 at Baltimore.
- Hit safely in 11-of-12 games September 3-26, batting .450 (18x40) with five runs scored, two doubles, a triple, home run and four RBI.
- Diagnosed with pulmonary tuberculosis on September 28, he missed Seattle's final nine games of the season September 28-October 7.
- Not able to play in the American League Division Series against the Cleveland Indians, but he did return to action in three games during the American League Championship Series against the New York Yankees.

Saw action at both third base and shortstop in his first extended playing time with Seattle in **2000**.

- Managed two hits in his first 24 at-bats (.083) of the season April 4-12 before landing on the disabled list on April 13 with a torn left hamstring.
- Assigned to Tacoma for a rehab assignment on April 22...reinstated from the disabled list by Seattle on April 28.
- Played in 15 games April 28-May 31 following his return from the disabled list, hitting .179 (7x39) before being optioned to Tacoma on June 2.
- Batted .309 (21x69) with 16 runs scored, four doubles, a triple, two home runs and seven RBI in 19 games with Tacoma during June.
- Recalled from Tacoma on July 5, he started 14 straight games at shortstop July 8-24 while Alex Rodriguez was on the disabled list.
- Established a career high with four hits on July 21 against Texas.



2011 TIGERS

- Belted a grand slam against New York's Denny Neagle at Yankee Stadium on August 7.
- Hit safely in 10 of his 11 games August 14-26, batting .432 (16x37) with nine runs scored, four doubles, a triple, two home runs and 11 RBI.
- Finished with a team-high .348 batting average (32x92) in 26 games during August...scored 16 runs and collected five doubles, two triples, three home runs and 20 RBI.
- Bunted for a base hit and drove in the game-winning run in the bottom of the ninth inning in Seattle's series-clinching 2-1 win over the Chicago White Sox in Game Three of the American League Division Series.
- Saw action in two games against the Yankees in the American League Championship Series, belting a two-run home run off Orlando Hernandez in Game Six at Yankee Stadium.
- Named the 73rd-best prospect in baseball prior to the season by *Baseball America*.

Played in five games with the Mariners before landing on the disabled list for the remainder of the season with a torn ACL in his right knee on April 11, **1999**.

- Drilled his first major league home run on April 5 versus the White Sox, a solo shot off Chicago's James Baldwin.
- Tore the ACL in his right knee after tangling with Oakland's Tony Phillips during a rundown at home plate on April 10.
- Underwent surgery on his right knee on April 22, a procedure performed by Dr. Larry Pedegana.
- Named the 87th-best prospect in baseball prior to the season by *Baseball America*.
- Named the second-best prospect in the Mariners organization following the season by *Baseball America*.
- Played for Magallanes in the Venezuelan Winter League following the season.

Opened the **1998** season with Triple A New Orleans in the Houston Astros organization.

- Assigned to Tacoma by the Mariners after being acquired in a four-player deal on July 31.
- A strained hamstring at the end of Tacoma's season delayed his recall by Seattle until September 6.
- Made his major league debut against Baltimore on September 6...singled against Arthur Rhodes for his first major league hit.
- Hit safely in nine of his 10 games with the Mariners September 6-17, batting .333 (13x39) with nine runs scored, a double, triple and five RBI.
- Suffered an isolated tear of the posterior cruciate ligament in his left knee making a diving catch in the outfield at Oakland on September 17...sidelined for the remainder of the season.
- Named the third-best prospect in the Mariners organization following the season by *Baseball America*.

Spent the majority of **1997** with Double A Jackson before earning a late-season promotion to New Orleans.

- Hit safely in 23-of-27 games during June, batting .333 (34x102) with five home runs and 11 RBI.
- Played in two games with New Orleans in the American Association playoffs, hitting .167 (1x6).
- Named the 27th-best prospect in baseball prior to the season by *Baseball America*.
- Named the seventh-best prospect in the Astros organization following the season by *Baseball America*.

Named to the Midwest League's all-star squad with Single A Quad City in **1996** despite having his season halted after 29 games with a dislocated left shoulder.

- Named the 74th-best prospect in baseball prior to the season by *Baseball America*.
- Named the second-best prospect in the Astros organization following the season by *Baseball America*.

Batted .295 with 17 stolen bases for the Gulf Coast League Astros in **1995**.

- Named the fourth-best prospect in both the Gulf Coast League and Astros organization following the season by *Baseball America*.

Missed the entire **1994** season following left shoulder surgery.

Made his professional debut with the Dominican Summer League Astros in **1993**.

Signed by Houston as a non-drafted free agent on September 19, **1992**.

PERSONAL/MISCELLANEOUS

He, his wife Amelia, sons Alfonso and Isaac and daughter Camelia reside in Aragua, VZ during the off-season.

- Was the Tigers recipient of the Roberto Clemente Award in **2010**.
- Actively participates with Tigers Dreams Come True, the Detroit Tigers Autographed Memorabilia Donation Program and Autographs for a Cause, hosts 20 children from Detroit area not-for-profit organizations for Carlos' Companeros every Wednesday home game during the season, sponsored several Hispanic youths during the annual Fiesta Tigres! game, donated a special experience ("Breakfast with Carlos Guillen and the tigers at the Detroit Zoo") to benefit the Detroit Tigers Foundation and hosted "Keeping Kids in the Game" to raise over \$220,000 to benefit Children's Hospital of Michigan Foundation, Fundacion Chamos Venezolanos and the Detroit Tigers Foundation.



CARLOS ALFONSO GUILLEN'S CAREER RECORD

Year	Club	AVG	G	AB	R	H	TB	2B	3B	HR	RBI	SH	SF	HB	BB	SO	SB	CS	OBP	SLG	E
1993	DSL Astros	.250	18	56	12	14	22	4	2	0	8	1	1	1	8	12	0	0	.348	.393	—
1994	Did not play - injured																				
1995	GCL Astros	.295	30	105	17	31	45	4	2	2	15	1	2	1	9	17	17	1	.350	.429	—
1996	Quad City	.330	29	112	23	37	55	7	1	3	17	0	3	0	16	25	13	6	.405	.491	9
1997	Jackson	.254	115	390	47	99	147	16	1	10	39	4	2	2	38	78	6	5	.322	.377	35
	New Orleans	.308	3	13	3	4	5	1	0	0	0	0	0	0	4	0	0	0	.308	.385	0
1998	New Orleans	.291	100	374	67	109	171	18	4	12	51	6	4	5	31	61	3	4	.350	.457	26
	Tacoma	.228	24	92	8	21	27	1	1	1	4	1	0	0	9	17	1	2	.297	.293	2
	Seattle	.333	10	39	9	13	16	1	1	0	5	0	0	0	3	9	2	0	.381	.410	0
1999	Seattle	.158	5	19	2	3	6	0	0	1	3	1	0	0	1	6	0	0	.200	.316	1
2000	Tacoma	.299	24	87	19	26	38	4	1	2	11	1	1	1	12	17	4	1	.386	.437	6
	Seattle	.257	90	288	45	74	114	15	2	7	42	7	3	2	28	53	1	3	.324	.396	21
2001	Seattle	.259	140	456	72	118	162	21	4	5	53	7	6	1	53	89	4	1	.333	.355	10
2002	Seattle	.261	134	475	73	124	187	24	6	9	56	3	3	1	46	91	4	5	.326	.394	18
2003	Tacoma#	.357	4	14	2	5	12	1	0	2	4	0	0	1	0	1	0	0	.400	.857	0
	Seattle	.276	109	388	63	107	153	19	3	7	52	5	5	1	52	64	4	4	.359	.394	14
2004	DETROIT	.318	136	522	97	166	283	37	10	20	97	3	4	2	52	87	12	5	.379	.542	17
2005	DETROIT	.320	87	334	48	107	145	15	4	5	23	0	1	2	24	45	2	3	.368	.434	7
2006	DETROIT	.320	153	543	100	174	282	41	5	19	85	0	4	4	71	87	20	9	.400	.519	28
2007	DETROIT	.296	151	564	86	167	283	35	9	21	102	0	8	3	55	93	13	8	.357	.502	25
2008	DETROIT	.286	113	420	68	120	183	29	2	10	54	2	4	3	60	67	9	3	.376	.436	16
2009	Lakeland#	.250	5	12	3	3	4	1	0	0	0	0	0	0	4	3	0	0	.438	.333	0
	Toledo#	.571	2	7	2	4	4	0	0	0	1	0	0	0	2	1	0	0	.667	.571	0
	DETROIT	.242	81	277	36	67	116	10	3	11	41	0	3	3	39	56	1	3	.339	.419	2
2010	West Michigan#	.333	2	6	0	2	2	0	0	0	0	0	0	0	1	0	0	0	.429	.333	1
	Toledo#	.333	5	18	5	6	12	3	0	1	2	0	0	0	2	4	0	0	.400	.667	0
	DETROIT	.273	68	253	26	69	106	17	1	6	34	0	1	0	21	41	1	2	.327	.419	4
MINOR LEAGUE TOTALS		.281	361	1286	208	361	544	60	12	33	152	14	13	11	132	240	44	19	.350	.423	79
DETROIT TOTALS		.299	789	2913	461	870	1398	184	34	92	436	5	25	17	322	476	58	33	.369	.480	99
MAJOR LEAGUE TOTALS		.286	1277	4578	725	1309	2036	264	50	121	647	28	42	22	505	788	73	46	.357	.445	163

2011 TIGERS

TRANSACTIONS

- Signed by Houston as a non-drafted free agent on September 19, 1992
- On disabled list, June 1-September 12, 1994 (left shoulder surgery)
- On disabled list, May 21-September 11, 1996 (dislocated left shoulder)
- Acquired by Seattle along with Freddy Garcia and a player to be named (John Halama on October 1, 1998) from Houston, in exchange for Randy Johnson on July 31, 1998
- On disabled list, April 11-November 12, 1999 (torn ACL in right knee)
- On disabled list, April 13-28, 2000 (torn left hamstring)
- On disabled list, July 29-August 23, 2003 (inflamed pelvis)
- Acquired by the Tigers from Seattle, in exchange for Juan Gonzalez and Ramon Santiago on January 8, 2004
- On disabled list, June 8-26, 2005 (pulled hamstring)
- On disabled list, August 11-September 23, 2005 (sore right knee)
- On disabled list, May 5-July 24, 2009 (right shoulder inflammation)
- On disabled list, April 23-May 28, 2010 (left hamstring strain)
- On disabled list, July 25-August 9, 2010 (right calf strain)
- On disabled list, August 17-October 6, 2010 (deep contusion in left knee)

ALL-STAR GAME RECORD

Year	League/Site	POS.	AVG	AB	R	H	TB	2B	3B	HR	RBI	SH	SF	HB	BB	SO	SB	CS	OBP	SLG	E
2004	AL/Houston - did not play																				
2007	AL/San Francisco	SS	.000	2	0	0	0	0	0	0	0	0	0	0	0	0	0	0	.000	.000	0
2008	AL/New York (AL)	PH/3B	.333	3	0	1	2	1	0	0	0	0	0	0	1	1	0	0	.500	.667	0
ALL-STAR GAME TOTALS			.200	5	0	1	2	1	0	0	0	0	0	0	1	1	0	0	.333	.400	0

WORLD BASEBALL CLASSIC RECORD

Year	Club	AVG	G	AB	R	H	TB	2B	3B	HR	RBI	SH	SF	HB	BB	SO	SB	CS	OBP	SLG	E
2006	Venezuela	.111	5	18	1	2	3	1	0	0	0	0	0	0	4	4	0	0	.273	.167	1
2009	Venezuela	.267	8	30	6	8	18	1	0	3	5	0	0	0	1	3	0	0	.290	.600	1
WBC TOTALS		.208	13	48	7	10	21	2	0	3	5	0	0	0	5	7	0	0	.283	.438	2



2011 TIGERS

DIVISION SERIES RECORD

Year	Club/Opp.	AVG	G	AB	R	H	TB	2B	3B	HR	RBI	SH	SF	HB	BB	SO	SB	CS	OBP	SLG	E
2000	SEA vs. CWS	1.000	1	1	0	1	1	0	0	0	1	0	0	0	0	0	0	0	1.000	1.000	0
2006	DET vs. NYY	.571	4	14	3	8	14	3	0	1	2	0	0	0	2	1	0	0	.625	1.000	0
DIVISION SERIES TOTALS		.600	5	15	3	9	15	3	0	1	3	0	0	0	2	1	0	0	.647	1.000	0

LEAGUE CHAMPIONSHIP SERIES RECORD

Year	Club/Opp.	AVG	G	AB	R	H	TB	2B	3B	HR	RBI	SH	SF	HB	BB	SO	SB	CS	OBP	SLG	E
2000	SEA vs. NYY	.200	2	5	1	1	4	0	0	1	2	0	0	0	2	2	0	1	.429	.800	0
2001	SEA vs. NYY	.250	3	8	1	2	2	0	0	0	0	0	0	0	0	1	0	0	.250	.250	0
2006	DET vs. OAK	.188	4	16	1	3	4	1	0	0	0	0	0	0	1	4	0	0	.235	.250	1
LCS TOTALS		.207	9	29	3	6	10	0	0	1	2	0	0	0	3	7	0	1	.281	.345	1

WORLD SERIES RECORD

Year	Club/Opp.	AVG	G	AB	R	H	TB	2B	3B	HR	RBI	SH	SF	HB	BB	SO	SB	CS	OBP	SLG	E
2006	DET vs. STL	.353	5	17	2	6	9	1	1	0	2	0	0	0	3	4	1	0	.450	.529	0

CAREER FIELDING

	G	TC	PO	A	E	DP	PCT
First Base	70	411	376	32	3	43	.993
Second Base	59	283	107	173	3	42	.989
Third Base	189	553	163	356	34	25	.939
Shortstop	856	3563	1185	2258	120	515	.966
Outfield	48	94	91	0	3	0	.968

CAREER HIGHS

Hits: 4 (eight times) - last, August 31, 2009 vs. Tampa Bay
Home Runs: 2 (seven times) - last, September 23, 2009 at Cleveland
RBI: 6 - August 21, 2004 vs. Seattle
Stolen Bases: 2 (three times) - last, July 28, 2007 at Los Angeles Angels of Anaheim
Hitting Streak: 14 - June 9-28, 2007

GRAND SLAMS (3)

August 7, 2000 at New York Yankees (Denny Neagle) April 21, 2007 vs. Chicago White Sox (Jose Contreras) August 16, 2007 at New York Yankees (Mike Mussina)

TWO HOME RUN GAMES (7)

May 31, 2004 vs. Kansas City July 24, 2004 at Chicago White Sox April 29, 2006 vs. Minnesota
 September 12, 2006 vs. Texas May 24, 2007 vs. Los Angeles Angels of Anaheim August 31, 2009 vs. Tampa Bay
 September 23, 2009 at Cleveland



BRYAN HOLADAY

**NON-ROSTER
INVITEE**

Born: November 19, 1987 **Opening Day Age:** 23
Birthplace: Dallas, TX **Residence:** Dallas, TX
Bats/Throws: R/R **Height/Weight:** 6-0/205
Major League Service: 0.000 **Signed Through:** 2011
How Obtained: Selected by the Tigers in the sixth round of the June 2010 draft

CATCHER - 76

SEASON HIGHLIGHTS

Made his professional debut with Single A Lakeland after being selected by the Tigers in the sixth round of the June 2010 draft.

- Collected a season-high five hits on July 9 versus Clearwater.
- Batted .365 (23x63) in 18 games during July.
- Named the 20th-best prospect and best defensive catcher in the Tigers organization following the season by *Baseball America*.

PERSONAL/MISCELLANEOUS

Resides in Dallas, TX during the off-season.

- Earned All-Mountain West Conference honors as a sophomore at Texas Christian University in 2008 after hitting .311



(68x219) with 34 runs scored, 12 doubles, two triples, a home run and 41 RBI in 62 games.

- Batted .300 (61x203) with 39 runs scored, 10 doubles, a triple, 10 home runs and 48 RBI during his junior season at Texas Christian University in **2009** to garner All-Mountain West Conference honors.
- Hit .355 (99x279) with 72 runs scored, 24 doubles, a triple, 17 home runs and 53 RBI in 68 games during his senior season at Texas Christian University in **2010** to earn All-Mountain West Conference honors...won the Coleman Company-Johnny Bench Award, the award given annually to the top catcher in collegiate baseball.
- Recommended/signed by Tim Grieve for the Tigers.

JOHN BRYAN HOLADAY'S CAREER RECORD

Year	Club	AVG	G	AB	R	H	TB	2B	3B	HR	RBI	SH	SF	HB	BB	SO	SB	CS	OBP	SLG	E
2010	Lakeland	.220	44	159	14	35	52	8	0	3	12	0	1	7	21	43	0	0	.335	.327	1

TRANSACTIONS

- Selected by the Tigers in the sixth round of the June 2010 draft



BRANDON INGE

Born: May 19, 1977
Birthplace: Lynchburg, VA
Bats/Throws: R/R
Major League Service: 9.109
Opening Day Age: 33
Residence: Saline, MI
Height/Weight: 5-11/188
Signed Through: 2012
 (club option for 2013)
How Obtained: Selected by the Tigers in the second round of the June 1998 draft

THIRD BASEMAN - 15

2011 TIGERS

CAREER HIGHLIGHTS

The 2011 season will mark Inge's eighth full season at the major league level with the Tigers...marks the first year of a two-year contract, plus a club option for 2013, he agreed to terms on with the club on October 21, 2010.

- Selected to the American League's all-star squad with the Tigers in 2009 -- won the All-Star Game Final Vote, establishing an American League record with 11.8 million votes.
- Played five different positions during his career with the Tigers: catcher (376 games), third base (898 games), left field (10 games), center field (33 games) and right field (two games).
- Is fourth all-time in Tigers history with 898 games played at third base.
- Holds the Tigers single-season record for third basemen with 42 double plays in 2005 and 398 assists in 2006.
- Leads all American League third basemen with 1,729 assists since the start of the 2005 season, while he is second with 2,477 total chances and 655 putouts.
- Selected to participate in the Futures Game held prior to Major League Baseball's All-Star Game in 2000.

SEASON HIGHLIGHTS

Completed his 10th season at the major league level with the Tigers in **2010**, belting 10-or-more home runs for the seventh consecutive season.

- Led all American League third basemen with a .977 fielding percentage.
- Ninth in the American League with 134 strikeouts.
- Tabbed the third-best defensive third baseman in the American League by *Baseball America*.
- Saw action in 144 games at third base during the season, passing Travis Fryman (768), Bob Jones (774), George Kell (826) and Mike Higgins (842) to move into fourth place in Tigers history with 898 games played at third base.
- Equaled a career high with two home runs on April 26 at Texas.
- Compiled a season-high 10-game hitting streak June 3-15, batting .350 (14x40).
- Sidelined July 20-August 4 with a non-displaced fracture of the fifth metacarpal in his left hand -- saw action in one game with Single A West Michigan on August 3 as part of an injury rehabilitation assignment.
- Batted .326 (15x46) with five doubles, two triples and 10 RBI in 13 games during July.
- Collected the 1,000th hit of his major league career on August 24 versus Kansas City, a single in the fourth inning off Kyle Davies -- became the 29th player in Tigers history to collect 1,000 hits with the franchise.
- Hit .288 (74x257) in 72 games at home...batted .206 (53x257) in 72 games on the road.

Returned to third base for the Tigers in **2009**, being selected to the American League's all-star squad for the first time in his career as he established a career high with 84 RBI and matched a career high with 27 home runs.



2011 TIGERS

- Won the All-Star Game Final Vote, establishing an American League record with 11.8 million votes.
- Tied for the American League lead with 161 games played...second in the league with 170 strikeouts.
- Hit by a pitch 17 times during the season, tied for second-most in the American League -- tied for the fifth-most times a Tigers player has been hit by a pitch in a single season, matching Heinie Manush (1923).
- Topped all American League third basemen with 444 total chances and 143 putouts.
- Rated as possessing the best infield arm in the American League by *Baseball America*.
- Saw action in 161 games at third base during the season, passing George Moriarty (633) and Marv Owen (717) to move into eighth place in Tigers history with 754 games played at third base.
- Homered in each of the Tigers first three games of the season April 6-8 -- according to the Elias Sports Bureau, he became the first Tigers player to ever do so.
- Reached base safely in each of his first 24 games of the season April 6-May 3 -- marked the longest such streak by a Tigers player to begin a season since Ron LeFlore reached base in 30 straight games to open the 1976 season.
- Connected for his 100th career home run on April 12 versus Texas, a solo shot in the eighth inning off C.J. Wilson.
- Played in his 1,000th career game on April 13 versus the Chicago White Sox.
- Belted his seventh home run of the season on April 26 at Kansas City and, according to the Elias Sports Bureau, he became the fifth player in Tigers history with at least seven home runs in the club's first 18 games of the season -- Cecil Fielder (1996) and Chris Shelton (2006) hit nine through the first 18 games, while Inge joined Norm Cash (1962), Al Kaline (1962) and Fielder (1992) with seven.
- Tabbed the Tigers Player of the Month for April after hitting .319 (22x69) with 17 runs scored, three doubles, seven home runs and 18 RBI in 21 games during the month -- tied for fourth in the American League with seven home runs during April, while he finished fifth with a .447 on-base percentage and .667 slugging percentage.
- Belted his fourth career grand slam on May 15 versus Oakland -- equaled a career high with five RBI.
- Belted a game-winning, two-run home run with two outs in the ninth inning on June 28 at Houston to lead the Tigers to a 4-3 win -- according to the Elias Sports Bureau, he became the sixth major league player in 2009 to hit a go-ahead home run with his team one out away from a loss and the first Tigers player to do so since Craig Monroe belted a game-winning, three-run home run in a 5-3 win over New York at Yankee Stadium on August 30, 2006.
- Selected the Tigers Player of the Month for June after batting .287 (27x94) with three doubles, a triple, six home runs and 19 RBI in 28 games -- tied for ninth in the American League with 19 RBI during the month.
- Equaled a career high with two home runs on July 12 versus Cleveland.
- Connected for his fourth career walk-off home run on August 14 versus Kansas City to lead the Tigers to a 1-0 win -- according to the Elias Sports Bureau, it marked the first time the Tigers have won a game with the only runs being scored on a game-ending home run since May 19, 1989 versus Kansas City when Lou Whitaker belted a two-run home run in the bottom of the ninth inning in Detroit's 2-0 win...additionally, it marked the first time the Tigers have posted a 1-0 win at home in walk-off fashion since May 13, 1981 versus Seattle when Ricky Peters singled in the bottom of the ninth inning to plate Kirk Gibson with the winning run.
- Belted his fifth career grand slam on September 6 at Tampa Bay -- the grand slam led the Tigers back from a 3-1 deficit to a 5-3 win in the ninth inning...according to the Elias Sports Bureau, he became the first Tigers player to hit a grand slam in the ninth inning-or-later which turned a deficit into a lead since Lou Whitaker did so in the ninth inning at Tiger Stadium on June 21, 1994 versus Cleveland to lead the Tigers to a 7-5 win after they trailed 5-3.
- Hit .500 (9x18) with 24 RBI when batting with the bases loaded.
- Batted .268 (80x299) with 21 home runs in 86 games prior to the all-star break -- according to the Elias Sports Bureau, he joined Dean Palmer (22 home runs at the all-star break in 1999) as the only two third basemen in club history to hit 20-or-more home runs prior to the all-star break...hit .186 (49x263) with six home runs in 75 games following the all-star break.
- Underwent surgery to address the chronic patellar tendinitis in both of his knees that plagued him throughout the season on November 3, a procedure performed by Dr. Stephen Lemos at the Detroit Medical Center -- the procedure involved the debridement and repair of the patellar tendon in both his left and right knees.

Completed his eighth season with the Tigers at the major league level in **2008**, showing his versatility as he saw action at four positions: catcher (60 games), third base (51 games), left field (two games) and center field (13 games).

- Played in 113 games for the Tigers, marking his fewest with the club since he played in 104 games in 2003.
- Did not commit an error in his first 110 games of the season March 31-September 26.
- Sidelined June 23-July 10 with a pulled oblique -- saw action in three games with Triple A Toledo during an injury rehab assignment July 7-9, batting .300 (3x10) with a home run and four RBI.
- Became the Tigers primary catcher following the trade of Ivan Rodriguez to the New York Yankees on July 30 -- started behind the plate in 33 of the club's next 42 games before returning to third base.
- Batted .238 (43x181) with eight home runs in 60 games at Comerica Park...hit .169 (28x166) with three home runs in



53 games on the road.

- Second among all American League catchers with 11 passed balls.

Completed his third full season as Detroit's primary third baseman in **2007**.

- Led all American League third basemen with 434 total chances and 325 assists, while he tied for the lead with 18 errors.
- Hit by a pitch 11 times, tied for ninth-most in the league...fourth in the league with 150 strikeouts.
- Rated as possessing the second-best infield arm in the American League by *Baseball America*.
- Swiped a career-high two bases on April 14 at Toronto.
- Batted .373 (19x51) over a 15-game stretch May 6-22, scoring 11 runs and collecting four doubles, four home runs and nine RBI.
- Sustained a small chip fracture of his left great toe after being hit by a pitch on May 29 at Tampa Bay -- missed five games before returning to action on June 5 at Texas.
- Collected a career-high five RBI on June 10 versus the New York Mets.
- Hit .343 (24x70) with 15 runs scored, six doubles, three home runs and 19 RBI in 21 games during June -- 10th in the American League during the month with a .440 on-base percentage and tied for 11th with 19 RBI.
- Established a career high with three doubles on August 27 versus the New York Yankees.
- Tied for seventh in the American League with two triples during August.
- Hit safely in a season-high seven straight games September 4-10, batting .435 (10x23) with a double, two home runs and five RBI.
- Connected for a solo home run on September 6 versus the Chicago White Sox -- his first home run since July 21 versus Kansas City, snapping a stretch of 135 at-bats without a home run.
- Hit .333 (37x111) against lefthanded pitchers -- 10th in the American League with a .419 on-base percentage against lefties...batted .209 (83x397) with righties on the mound.
- Seventh in the American League with 4.23 pitches per plate appearance.

Established career highs with 83 runs scored, 27 home runs and 83 RBI with the Tigers during the **2006** season.

- Belted 27 home runs at third base, the most by a Tigers third baseman since Dean Palmer hit 38 home runs in 1999.
- Rated as possessing the second-best infield arm and named the third-best defensive third baseman in the American League by *Baseball America*.
- Belted a lead-off home run on April 6 at Texas -- fifth career lead-off home run.
- Equaled a career high with two home runs on April 14 versus Cleveland -- connected for two home runs on June 18 at Chicago's Wrigley Field against the Cubs to match the high.
- Tied for ninth in the American League with seven home runs during May -- batted .220 (20x91) with 19 RBI in 28 games during the month.
- Hit safely in 11-of-12 games July 13-25, batting .439 (18x41) with 12 runs scored, four doubles, three home runs and 13 RBI.
- Belted his third career grand slam on September 15 versus Baltimore, connecting against Senny Rleal.
- Managed a .221 batting average (65x294) in 85 games prior to the all-star break...batted .290 (72x248) in 74 games following the all-star break.
- Led all American League third basemen with 555 total chances and 398 assists, while he was second with 22 errors and third with 135 putouts -- established a franchise record for assists by a third baseman.
- Collected three hits in Game One of the American League Championship Series on October 10 at Oakland, matching the club record for hits in a league championship series game.

Established career highs in nearly every offensive category for the Tigers in **2005**, including games played (160), at-bats (616), runs scored (75), hits (161), total bases (258), doubles (31), triples (9), home runs (16), RBI (72) and stolen bases (7).

- Fifth in the American League with nine triples and tied for eighth with 160 games played...second in the league with 140 strikeouts.
- His 160 games played at third base were the most by a Tigers third baseman since Aurelio Rodriguez played in 160 games during the 1973 season.
- Equaled a career best with a 13-game hitting streak April 13-28, batting .365 (19x52) with 12 runs scored, two doubles, two triples, a home run and nine RBI.
- In 22 games during April, he hit .333 (27x81) with 17 runs scored, three doubles, three triples, two home runs and 13 RBI -- ninth in the American League with a .419 on-base percentage during the month, while he tied for 11th with 17 runs scored and tied for 12th with a .333 batting average.
- Led off the game on May 8 at Angel Stadium of Anaheim with a home run off Jarrod Washburn of the Los Angeles Angels of Anaheim, his first career lead-off home run -- led off the game with a home run three more times during the



2011 TIGERS

season: May 31 versus Texas (Kenny Rogers), June 18 versus San Francisco (Kirk Rueter) and July 18 at Chicago's U.S. Cellular Field against the White Sox (Orlando Hernandez).

- Tied for eighth in the league with 32 hits and 15 walks during May -- hit .294 (32x109) with 15 runs scored, six doubles, two triples, three home runs and 10 RBI in 27 games.
- Cleared the center field fence at Comerica Park with a home run on June 14 versus San Diego -- cleared the fence two more times during the season (June 18 versus San Francisco and September 26 against the Chicago White Sox) to become the first player to homer three times to center field at Comerica Park.
- Did not play on July 26 at Seattle, snapping his 141 consecutive games played streak dating back to August 20, 2004.
- Belted two home runs on September 26 versus the Chicago White Sox to match a career high.
- Matched a career best with four hits versus the Chicago White Sox on September 29.
- Hit .282 (87x308) in 80 games at Comerica Park...in 80 games on the road, he batted .240 (74x308).
- Batted .285 (85x298) with a .371 on-base percentage when hitting in the lead-off spot -- fourth in the league with the .371 on-base percentage.
- Averaged 4.00 pitches per plate appearance, 11th-most in the league.
- Fanned once every 4.96 plate appearances, ninth-highest in the league.
- Led all league third basemen with 530 total chances, 378 assists and 23 errors, while he was second with 129 putouts.
- His 530 total chances at third base were the most by a Tigers player since Aurelio Rodriguez posted 536 total chances in 1975...most total chances by a major league third baseman since Robin Ventura accepted 536 total chances for the Chicago White Sox in 1992.
- His 378 assists at third base were the most by a Tigers player since Aurelio Rodriguez established the club record with 389 in 1974.
- Participated in 42 double plays at third base, the most in Tigers history -- also, the most by a major league third baseman since Cincinnati's Aaron Boone participated in 42 double plays in 2002.

Established career highs in nearly every offensive category for the Tigers in **2004** and displayed versatility by seeing action as the catcher (39), at third base (73), in left field (seven), center field (19) and right field (two).

- Tied for seventh in the American League with seven triples.
- Posted a 10-game hitting streak April 15-24, batting .455 (15x33) with eight runs scored, two doubles, a triple, two home runs and 10 RBI.
- Belted his first career grand slam on April 23 versus Cleveland's Jason Anderson...added a second grand slam on April 27 against Anaheim's Scot Shields -- tied for fourth in the league with two grand slams.
- Became the first major leaguer since Kansas City's Roger Maris on August 3, 1958 versus Washington to triple and hit a grand slam in the same inning after pulling off the feat in the sixth inning on April 23 versus Cleveland.
- Collected three outfield assists on April 27 versus Anaheim, two from left field and one from center field -- first major league outfielder with three assists in a single game since Florida's Mark Kotsay on July 16, 2000 at Baltimore.
- In 18 games during April, he hit .333 (18x54) with nine runs scored, two doubles, a triple, three home runs and 15 RBI -- tied for 16th in the league with his .333 batting average during the month.
- Did not commit an error in 38 consecutive games May 1-June 23, a stretch of 151 total chances at catcher, third base, in left field, center field and right field.
- Hit .372 (16x43) in 20 games during June -- fourth in the league with a .372 batting average during the month.
- Scratched from the lineup on June 26 versus Arizona due to a right hand injury resulting from being hit during a sacrifice bunt attempt on June 25 against Arizona...X-rays revealed a non-displaced fracture of his right index finger and he was placed on the disabled list retroactive to June 26 with the injury on June 27.
- After being reinstated from the disabled list on July 15, he played in 72 of the club's final 75 games.
- Collected a career-best four hits on July 26 at Cleveland -- equaled the high with four hits at Anaheim on August 13.
- In 27 games during August, he batted .306 (26x85) with three doubles, two triples, a home run and 13 RBI.
- Recorded a career-high 13-game hitting streak September 3-17, batting .365 (19x52) with a double, triple, home run and six RBI.
- Hit .286 (28x98) with four doubles, a triple, two home runs and 12 RBI in 27 games during September.
- Batted .327 (55x168) with lefties on the mound, compared to .258 (62x240) against righthanded pitchers.
- Hit .284 (31x109) with runners in scoring position.
- Batted .455 (5x11) with 18 RBI when hitting with the bases loaded -- his 18 RBI tied for 11th in the league.
- Hit .319 (68x213) when playing third base, compared to .238 (29x122) when catching and .257 (18x70) when playing in the outfield.
- Tied for eighth among league third basemen with 12 errors.

Second among all American League catchers with a .996 fielding percentage in his third season with the Tigers in **2003**.

- Did not commit an error in his first 57 games behind the plate March 31-June 15.



- Established a career high with two home runs on May 7 at Baltimore.
- Optioned to Toledo by the Tigers on June 17.
- Hit safely in 15 of his 16 games with the Mud Hens July 2-21, batting .339 (20x59) with five doubles, three home runs and seven RBI.
- Recalled from Toledo by the Tigers on August 6 -- hit safely in his first 12 games back with the Tigers August 7-19, batting .404 (19x47) with six doubles, a home run and eight RBI...marked the longest hitting streak by a Tigers catcher since Joe Oliver hit safely in 13 straight games April 28-May 22, 1998.
- Hit .325 (27x83) with six doubles, a triple, three home runs and 14 RBI in 22 games during August.
- Fourth among American League catchers by throwing out 30.0 percent of baserunners attempting to steal (30x100).
- Topped all league catchers with 11 double plays.

Began the **2002** season with Toledo before becoming the Tigers regular catcher following his recall on April 22 -- started 94 games behind the plate for the Tigers.

- Named the best defensive catcher in the International League by *Baseball America*.
- Belted his first major league home run on April 28 versus Minnesota, a solo shot off Brad Radke in the fourth inning.
- Sidelined May 12-27 with a dislocated left shoulder -- hit .308 (8x26) with two doubles, two triples, a home run and nine RBI in eight games during an injury rehab assignment with Toledo May 17-25.
- Second among all American League catchers with a .998 fielding percentage...tied for third among league catchers with 10 passed balls.
- Underwent arthroscopic surgery to repair his left shoulder on October 9, a procedure performed by Dr. Kyle Anderson in Detroit.

Made the Tigers Opening Day roster out of Spring Training in **2001**, seeing his first major league action.

- Made his major league debut on April 3 versus Minnesota, starting behind the plate for the Tigers -- first rookie to start behind the plate for the Tigers on Opening Day since John Sullivan on April 12, 1965 at Kansas City.
- Doubled in the third inning off Jim Parque on April 6 at Chicago's Comiskey Park against the White Sox for his first major league hit.
- Dislocated his left shoulder sliding head-first into home plate on June 24 versus Minnesota -- sidelined June 25-August 6 with the dislocated left shoulder.
- Assigned to the Gulf Coast League Tigers as part of an injury rehab assignment on July 25 -- saw action in three games before his injury rehab assignment was transferred to West Michigan on July 29.
- Had his injury rehab assignment transferred to Toledo on August 2 -- optioned to Toledo on August 6 after being reinstated from the disabled list by the Tigers.
- Compiled a 12-game hitting streak August 5-17 with the Mud Hens, batting .405 (17x42) with seven doubles, two home runs and 10 RBI.
- Recalled from Toledo by the Tigers on September 1.
- Threw out 42.3 percent of baserunners attempting to steal (22x52) with the Tigers...fourth among all American League catchers with 10 passed balls.
- Named the 67th-best prospect in baseball prior to the season by *Baseball America*.
- Played for Escogido in the Dominican Winter League following the season...batted .259 (15x58) with two doubles, a triple and three RBI in 17 games.

Opened the **2000** season with Double A Jacksonville before being promoted to Toledo in July...appeared in 133 games between the two levels.

- Selected to the Southern League's mid- and post-season all-star squads.
- Participated in the Futures Game held at Turner Field in Atlanta prior to the Major League Baseball All-Star Game.
- Named the best defensive catcher in the Southern League by *Baseball America*...led all league catchers with a .990 fielding percentage.
- Posted a season-high eight-game hitting streak April 15-24, batting .500 (16x32) with five runs, five doubles, a triple, two home runs and 16 RBI.
- Collected an RBI in 10 consecutive games April 15-26, totaling 19 RBI.
- Drove in a season-high five runs, belting a grand slam, against Birmingham on April 21.
- Earned Southern League Player of the Week honors for April 21-27.
- Named the Tigers Minor League Player of the Month for April, hitting .353 (30x85) with 14 runs, 11 doubles, a triple, two home runs and 24 RBI in 22 games.
- Finished with a season-high four hits and matched a season high with five RBI versus Carolina on May 5.
- Hit safely in nine-of-10 games May 14-24, batting .351 (13x37) with six runs, six doubles, a home run and two RBI.
- Named the 17th-best prospect in both the International League and Southern League following the season by



2011 TIGERS

Baseball America.

- Named the top prospect in the Tigers organization following the season by *Baseball America*.
- Rated as the best defensive catcher in the Tigers organization following the season by *Baseball America*.
- Hit .293 (22x75) with 15 runs, four doubles, three home runs, 10 RBI and three stolen bases for the Scottsdale Scorpions in the Arizona Fall League following the season...named to the Arizona Fall League's All-Prospect team.

Spent his second year in professional baseball with West Michigan in **1999**, making 95 starts behind the plate after being converted from a shortstop to catcher in 1998.

- Collected a season-high four hits on May 23 at Clinton.
- Compiled a 12-game hitting streak June 10-26, tying for the team's longest streak in 1999...batted .350 (14x40) during that stretch with eight doubles, two home runs and 12 RBI.
- Drilled a grand slam on July 14 against South Bend, collecting a season-high four RBI.
- Led Midwest League catchers with 114 assists...posted a .990 fielding percentage, committing eight errors.
- Named Most Valuable Player of the California Fall League after batting .407 (35x86) with 35 runs scored, seven doubles, four triples, eight home runs and 28 RBI for Lancaster following the season...led the league with a .407 batting average, while he tied for the league lead with four triples.

Made his professional debut in **1998** with Single A Jamestown as he was converted from a shortstop to catcher.

- Led the Jammers in doubles (10), home runs (8) and RBI (29)...finished third on the team with 44 hits.

PERSONAL/MISCELLANEOUS

He, his wife Shani and sons Tyler Mason (10/6/04) and Samuel Chase (8/9/07) reside in Saline, MI in the off-season.

- All-Colonial Athletic Conference as a relief pitcher during his freshman season at Virginia Commonwealth University in **1996**...posted a 6-2 record, 4.19 ERA and eight saves in 21 games on the mound...he hit .333 (68x204) with 34 runs, 15 doubles, three triples, four home runs, 41 RBI and six stolen bases.
- Played for Wayne in the Shenandoah Valley League during the summer of **1996**...hit .322 (39x121) with 26 runs, four doubles, three triples, three home runs, 14 RBI and nine stolen bases.
- Was an All-Colonial Athletic Association selection as both a shortstop and relief pitcher during his sophomore season in **1997**...batted .343 (62x181) with 47 runs, 10 doubles, two triples, nine home runs, 42 RBI and nine stolen bases.
- Named to the Cape Cod League's all-star squad during the summer of **1997** after hitting .265 (40x151) with 14 doubles, five home runs and 19 RBI for Bourne.
- Selected as the Colonial Athletic Association Co-Player of the Year as a junior in **1998** as he led his team to its second straight league title.
- All-Colonial Athletic Association as a relief pitcher in **1998**...posted a 5-2 record, 2.09 ERA and 11 saves in 23 games...batted .330 (70x212) with 68 runs, 21 doubles, five triples, 15 home runs, 61 RBI and 21 stolen bases.
- Led the conference with 68 runs, five triples and 11 saves as a junior in **1998**.
- Named a Second-Team All-American by *Baseball America* in **1998**.
- Batted .335 with 28 home runs and 144 RBI over his three-year career at VCU.
- Inducted into the Virginia Commonwealth University Athletics Hall of Fame on December 11, **2004**.
- Had his high school jersey uniform number seven retired by Brookville High School in Lynchburg, VA in **2006**.
- Actively participates with Tigers Dreams Come True and the Detroit Tigers Autographed Memorabilia Donation Program, served as a spokesman for Major League Baseball's Father's Day program to support the Prostate Cancer Foundation, joined youths in celebrating the holiday season at the Detroit Tigers/SportService Holiday Giving Party, attended and sponsored several families from area pediatric hospitals to attend "Keeping Kids in the Game" and participated in the Tigers Winter Caravan.
- Recommended/signed by Rob Guzik for the Tigers.

WALKING-OFF WITH THREE WINS

The Tigers ended three straight games June 26-29, 2004 with walk-off home runs by Eric Munson, Carlos Pena and Dmitri Young, marking the first time the club has done so in three consecutive games since September 17-19, 1998. During that three-game stretch, Damion Easley homered in the first and third games, while Tony Clark accomplished the feat in the middle game. Additionally, Pena's walk-off grand slam on June 27 versus Arizona was the first by a Tigers player since Lou Whitaker connected off Cleveland's Derek Lilliquist on June 21, 1994.



CHARLES BRANDON INGE'S CAREER RECORD

Year	Club	AVG	G	AB	R	H	TB	2B	3B	HR	RBI	SH	SF	HB	BB	SO	SB	CS	OBP	SLG	E
1998	Jamestown	.230	51	191	24	44	80	10	1	8	29	0	1	6	17	53	8	8	.312	.419	6
1999	West Michigan	.244	100	352	54	86	142	25	2	9	46	2	6	3	39	87	15	3	.320	.403	8
2000	Jacksonville	.258	78	298	39	77	122	25	1	6	53	1	5	0	26	73	10	3	.313	.409	5
	Toledo	.221	55	190	24	42	72	9	3	5	20	1	1	1	15	51	2	1	.280	.379	3
2001	GCL Tigers#	.100	3	10	1	1	4	0	0	1	2	0	0	0	2	2	0	0	.250	.400	0
	West Michigan#	.188	4	16	3	3	4	1	0	0	2	0	0	1	2	5	0	0	.316	.250	0
	Toledo	.289	27	90	11	26	45	11	1	2	15	1	3	1	7	24	1	0	.337	.500	2
	DETROIT	.180	79	189	13	34	45	11	0	15	2	2	0	9	41	1	4	.215	.238	4	
2002	Toledo	.262	21	65	10	17	36	2	4	3	13	2	1	2	11	16	1	3	.380	.554	4
	DETROIT	.202	95	321	27	65	107	15	3	7	24	1	1	4	24	101	1	3	.266	.333	1
2003	Toledo	.275	39	142	15	39	63	9	0	5	15	1	0	0	11	23	3	1	.327	.444	0
	DETROIT	.203	104	330	32	67	112	15	3	8	30	4	3	5	24	79	4	4	.265	.339	2
2004	DETROIT	.287	131	408	43	117	185	15	7	13	64	8	6	4	32	72	5	4	.340	.453	16
2005	DETROIT	.261	160	616	75	161	258	31	9	16	72	6	6	3	63	140	7	6	.330	.419	23
2006	DETROIT	.253	159	542	83	137	251	29	2	27	83	4	5	7	43	128	7	4	.313	.463	22
2007	DETROIT	.236	151	508	64	120	191	25	2	14	71	7	4	11	47	150	9	2	.312	.376	18
2008	Toledo#	.300	3	10	2	3	6	0	0	1	4	0	0	0	2	2	0	0	.417	.600	0
	DETROIT	.205	113	347	41	71	128	16	4	11	51	5	4	8	43	94	4	3	.303	.369	1
2009	DETROIT	.230	161	562	71	129	228	16	1	27	84	1	3	17	54	170	2	5	.314	.406	20
2010	West Michigan#	.400	1	5	0	2	4	2	0	0	1	0	0	0	0	2	0	0	.400	.800	0
	DETROIT	.247	144	514	47	127	204	28	5	13	70	0	7	5	54	134	4	3	.321	.397	9
MINOR LEAGUE TOTALS		.248	382	1369	183	340	578	94	12	40	200	8	17	14	132	338	40	19	.317	.422	28
MAJOR LEAGUE TOTALS		.237	1297	4337	496	1028	1709	201	36	136	564	38	41	64	393	1109	44	38	.307	.394	116

TRANSACTIONS

- Selected by the Tigers in the second round of the June 1998 draft
- On temporarily inactive list, July 8-10, 2000 (Participating in Futures Game)
- On disabled list, June 25-August 6, 2001 (dislocated left shoulder)
- On disabled list, May 12-27, 2002 (dislocated left shoulder)
- On disabled list, June 26-July 15, 2004 (non-displaced fracture of right index finger)
- On disabled list, June 23-July 10, 2008 (pulled oblique)
- On disabled list, July 20-August 4, 2010 (non-displaced fracture of the fifth metacarpal in his left hand)

ALL-STAR GAME RECORD

Year	League/Site	POS.	AVG	AB	R	H	TB	2B	3B	HR	RBI	SH	SF	HB	BB	SO	SB	CS	OBP	SLG	E
2009	AL/St. Louis	3B	.000	1	0	0	0	0	0	0	0	0	0	0	0	0	0	0	.000	.000	0

DIVISION SERIES RECORD

Year	Club/Opp.	AVG	G	AB	R	H	TB	2B	3B	HR	RBI	SH	SF	HB	BB	SO	SB	CS	OBP	SLG	E
2006	DET vs. NYY	.133	4	15	1	2	2	0	0	0	0	1	0	0	0	6	0	0	.133	.133	0

LEAGUE CHAMPIONSHIP SERIES RECORD

Year	Club/Opp.	AVG	G	AB	R	H	TB	2B	3B	HR	RBI	SH	SF	HB	BB	SO	SB	CS	OBP	SLG	E
2006	DET vs. OAK	.333	4	12	3	4	8	1	0	1	3	0	1	0	3	3	0	0	.438	.667	0

WORLD SERIES RECORD

Year	Club/Opp.	AVG	G	AB	R	H	TB	2B	3B	HR	RBI	SH	SF	HB	BB	SO	SB	CS	OBP	SLG	E
2006	DET vs. STL	.353	5	17	0	6	8	2	0	0	1	0	0	0	1	6	0	0	.389	.471	3

CAREER FIELDING

	G	TC	PO	A	E	DP	PCT
Catcher	376	2119	1893	216	10	22	.995
Third Base	898	2662	697	1860	105	192	.961
Outfield	41	79	71	7	1	1	.987

IN-DEPTH CATCHING STATISTICS

Year	G	SB	CS	CS %	CERA	PB	CPKO
2001	79	30	22	42.3%	4.89	10	0
2002	94	44	13	22.8%	4.77	10	3
2003	104	70	30	30.0%	5.15	5	1
2004	39	30	18	37.5%	5.09	4	0
2008	60	26	10	27.8%	5.62	11	0
Totals	376	200	93	31.7%	5.07	40	4

* - Does not include pitcher-assisted caught stealing



2011 TIGERS

CAREER HIGHS

Hits: 4 (three times) - last, September 29, 2005 vs. Chicago White Sox
Home Runs: 2 (six times) - last, April 26, 2010 at Texas
RBI: 5 (twice) - last, May 15, 2009 vs. Oakland
Stolen Bases: 2 - April 14, 2007 at Toronto
Hitting Streak: 13 (twice) - last, April 13-28, 2005

GRAND SLAMS (5)

April 23, 2004 vs. Cleveland (Jason Anderson) April 27, 2004 vs. Anaheim (Scot Shields) September 15, 2006 vs. Baltimore (Sandy Rleal)
 May 15, 2009 vs. Oakland (Dan Giese) September 6, 2009 at Tampa Bay (Russ Springer)

TWO HOME RUN GAMES (6)

May 7, 2003 at Baltimore September 26, 2005 vs. Chicago White Sox April 14, 2006 vs. Cleveland
 June 18, 2006 at Chicago Cubs July 12, 2009 vs. Cleveland April 26, 2010 at Texas



CASTELLANOS

Born: September 6, 1985 **Opening Day Age:** 25
Birthplace: Toronto, Ontario **Residence:** Knoxville, TN
Bats/Throws: R/R **Height/Weight:** 6-2/187
Major League Service: 0.000 **Signed Through:** 2011
How Obtained: Selected by the Tigers in the sixth round of the June 2007 draft

SHORTSTOP - 19

SEASON HIGHLIGHTS

Played the majority of the **2010** season with Double A Erie before he joined Triple A Toledo late in the season.

- Tied for fourth in the Eastern League with 139 strikeouts.
- Sidelined June 30-July 7 with a right hamstring strain.
- Compiled a season-high eight-game hitting streak July 30-August 7, batting .324 (12x37) with two doubles, two home runs and four RBI.
- Had his contract transferred from Erie to Toledo on August 20 -- hit .333 (12x36) with four doubles, a home run and eight RBI over his first nine games with the Mud Hens August 20-28.
- Named the 22nd-best prospect and best defensive infielder in the Tigers organization following the season by *Baseball America*.
- Saw action in 15 games with Surprise in the Arizona Fall League following the season, batting .304 (17x56) with 11 runs scored, a double, two triples, two home runs, nine RBI and five stolen bases.

Spent the entire **2009** season with Erie, leading all Eastern League shortstops with 578 total chances, 202 putouts and 351 assists...tied for the lead among all league shortstops with 76 double plays.

- Led the Eastern League with 149 strikeouts.
- Tabbed the best defensive shortstop in the Eastern League by *Baseball America*.
- Belted a season-high two home runs on May 7 in the second game of a doubleheader at Harrisburg.
- Hit .359 (14x39) with four doubles, a triple and three home runs over an 11-game stretch May 7-18.
- Collected a season-best four RBI on July 6 at Binghamton.
- Rated as possessing the best infield arm in the Tigers organization following the season by *Baseball America*.
- Saw action in 17 games with Peoria in the Arizona Fall League following the season, hitting .217 (13x60) with two doubles, two home runs and five RBI.

Selected to both the Florida State League's mid- and post-season all-star squads for his efforts with Single A Lakeland during the **2008** season.

- Tied for fifth in the Florida State League with seven triples.
- Tabbed the best defensive shortstop in the Florida State League by *Baseball America*.
- Collected a season-high four hits on April 12 at Clearwater.
- Drove in a season-best four runs on April 15 versus Sarasota.
- Hit .275 (28x102) with 19 runs scored, four doubles, a triple, four home runs and 18 RBI in 26 games during May.
- Sidelined July 11-August 2 with a right shoulder strain.
- Batted .296 (29x98) with runners in scoring position.



- Named the third-best prospect and best athlete and rated as possessing the best infield arm in the Tigers organization following the season by *Baseball America*.

Selected by the Tigers in the sixth round of the June **2007** draft, he made his professional debut with the Gulf Coast League Tigers.

- Saw action in three games with the Gulf Coast League Tigers before being promoted to Lakeland on August 29.
- Named the second-best prospect and best athlete in the Tigers organization following the season by *Baseball America*.
- Appeared in four games with North Shore in the Hawaii Winter League following the season, hitting .176 (3x17).

PERSONAL/MISCELLANEOUS

He and his wife Kristin reside in Knoxville, TN during the off-season.

- Is the son of former major leaguer Garth and nephew of former major leaguer Dane...his brother Eli was an outfielder in the Houston Astros organization.
- Tabbed a Second-Team High School All-American by *Baseball America* in **2004** after batting .505 (50x99) with 49 runs scored, nine doubles, five triples, 13 home runs, 52 RBI and 29 stolen bases at Karns High School in Tennessee.
- Selected by Tampa Bay in the 16th round of the June **2004** draft, but he did not sign.
- Batted .280 (66x236) with 11 doubles, three triples, five home runs, 38 RBI and 15 stolen bases during his freshman season at the University of Alabama in **2005**.
- Missed two seasons of college baseball (**2006-07**) while on a Mormon mission in Lisbon, Portugal.
- Participated in the Tigers Winter Caravan.
- Recommended/signed by David Chadd for the Tigers.

GARTH CALE IORG'S CAREER RECORD

Year	Club	AVG	G	AB	R	H	TB	2B	3B	HR	RBI	SH	SF	HB	BB	SO	SB	CS	OBP	SLG	E
2007	GCL Tigers	.182	3	11	1	2	2	0	0	0	0	0	0	1	1	6	0	0	.308	.182	0
	Lakeland	.278	5	18	0	5	7	2	0	0	5	0	0	0	1	5	0	0	.316	.389	0
2008	Lakeland	.251	99	383	61	96	155	15	7	10	47	0	2	11	35	111	22	11	.329	.405	18
2009	Erie	.222	129	491	57	109	165	17	3	11	41	2	3	4	32	149	13	7	.274	.336	25
2010	Erie	.211	110	427	50	90	144	22	1	10	33	6	0	4	17	139	12	5	.248	.337	24
	Toledo	.242	16	66	7	16	27	6	1	1	9	0	1	1	2	20	0	1	.271	.409	1
MINOR LEAGUE TOTALS		.228	362	1396	176	318	500	62	12	32	135	8	6	21	88	430	47	24	.283	.358	68

TRANSACTIONS

- Selected by Tampa Bay in the 16th round of the June 2004 draft
- Selected by the Tigers in the sixth round of the June 2007 draft
- On suspended list, April 28-May 3, 2008
- On disabled list, July 11-August 2, 2008 (right shoulder strain)
- On disabled list, June 30-July 7, 2010 (right hamstring strain)



AUSTIN JACKSON

Born: February 1, 1987
Birthplace: Denton, TX
Bats/Throws: R/R
Major League Service: 1.000
How Obtained: Acquired by the Tigers along with Phil Coke and Ian Kennedy from the New York Yankees, in exchange for Curtis Granderson on December 9, 2009

Opening Day Age: 24
Residence: Denton, TX
Height/Weight: 6-1/185
Signed Through: 2011

OUTFIELDER - 14

CAREER HIGHLIGHTS

The 2011 season will mark Jackson's second season with the Tigers.

- Named the American League Rookie of the Month with the Tigers in April of 2010.

SEASON HIGHLIGHTS

In his first season with the Tigers organization in **2010**, he topped all American League rookies with 103 runs scored, 181 hits, 247 total bases, 48 extra-base hits, 34 doubles, 10 triples and 27 stolen bases.

- Named the American League Rookie of the Year by *The Sporting News*, as well as being tabbed the American League Outstanding Rookie in the Players Choice Award balloting.
- Selected to the TOPPS Rookie All-Star squad.



2011 TIGERS

- Tabbed the Detroit Sports Broadcasters' Association Tigers Rookie of the Year.
- Tied for second in the American League with 10 triples, while he tied for sixth with 103 runs scored and finished ninth with 618 at-bats and 181 hits...led the league with 170 strikeouts.
- Became just the fourth player in major league history since 1901 to collect at least 100 runs scored, 180 hits, 30 doubles, 10 triples and 25 stolen bases as a rookie -- joined Joe Jackson (1911), Juan Samuel (1984) and Hanley Ramirez (2006) in accomplishing the feat.
- Scored 103 runs to become just the sixth rookie in Tigers history to score at least 100 runs -- his 103 runs scored marked the most by a Tigers rookie since Barney McCosky scored 120 runs in 1939.
- His 181 hits marked the most by a Tigers rookie since Harvey Kuenn finished with 209 hits in 1953.
- Registered 16 games with three-or-more hits, marking the most by a Tigers rookie since Harvey Kuenn finished the 1953 season with 21 such games.
- Made his major league debut for the Tigers on April 5 at Kansas City, hitting lead-off and playing center field -- first Tigers player to bat lead-off in his major league debut on Opening Day since Jake Wood did so in 1961, while he became the first Tigers player to make his major league debut on Opening Day as the starting center fielder since Barney McCosky did so in 1939.
- Collected his first major league hit on April 5 at Kansas City, a run-scoring double off Robinson Tejeda.
- Led off the game on April 25 at Texas with his first major league home run off Colby Lewis -- connected for his second career lead-off home run on August 17 at Yankee Stadium off New York's CC Sabathia.
- Compiled a 10-game hitting streak April 28-May 9, batting .478 (22x46).
- Collected a career-high five hits on April 30 versus the Los Angeles Angels of Anaheim -- became the first Tigers rookie with five hits in a game since Curtis Granderson did so on September 18, 2005 at the Los Angeles Angels of Anaheim.
- Tabbed the American League Rookie of the Month for April after hitting .364 (36x99) with 20 runs scored, six doubles, two triples, a home run and seven RBI in 23 games -- led all American League players with 36 hits during the month, while he finished third with a .364 batting average and tied for third with 20 runs scored.
- Established a career high with an 11-game hitting streak June 26-July 7, batting .333 (15x45).
- Recorded a 10-game hitting streak July 16-25, batting .444 (20x45).
- Hit .314 (32x102) with 16 runs scored, seven doubles, four triples and six RBI in 24 games during July.
- Batted .317 (144x454) versus righthanded pitchers -- 10th-best in the American League...hit .226 (37x164) versus lefthanded pitchers.
- Hit .310 (92x297) in 75 games at home...batted .277 (89x321) in 76 games on the road.
- Tied for eighth among all American League outfielders with nine assists.

Named the International League's Rookie of the Year with Triple A Scranton/Wilkes-Barre as he led the league with nine triples during the **2009** season.

- Second in the International League with 151 hits, while he finished third with 504 at-bats and tied for third with 132 games played.
- Selected to the International League's mid-season all-star squad.
- Tabbed the best hitting prospect in the International League by *Baseball America*.
- Hit .386 (17x44) over a 10-game hitting streak April 9-25.
- Sixth in the International League with a .371 batting average (23x62) in 16 games during April.
- Compiled an 11-game hitting streak May 17-28, batting .395 (17x43) with four doubles, a triple and seven RBI.
- Seventh in the International League with a .339 batting average (37x109) in 30 games during May.
- Batted .320 (8x25) with three doubles and two RBI in seven games during the International League playoffs.
- Named the third-best prospect and best defensive outfielder in the Tigers organization following the season by *Baseball America*.

Earned Eastern League mid-season all-star honors as he spent the entire **2008** season with Double A Trenton.

- Second in the Eastern League with 520 at-bats, while he tied for third with 148 hits and tied for fourth with 75 runs scored and 33 doubles.
- Tabbed the best defensive outfielder in the Eastern League by *Baseball America*.
- Compiled a season-high 12-game hitting streak April 12-23, batting .340 (18x53).
- Collected a season-best seven RBI on May 21 at Reading -- equaled the high with seven RBI on June 1 at New Britain.
- Tied for third in the Eastern League with five home runs during June, while he tied for fourth with 21 RBI.
- Batted .553 (21x38) over an 11-game hitting streak July 11-24.
- Tabbed the Eastern League Player of the Week for July 14-20 after hitting .643 (9x14) with three doubles, a home run and two RBI in four games.
- Tied for seventh in the Eastern League with a .330 batting average (35x106) in 28 games during July.



- Sidelined August 23-30 with a left lumbar spine muscle strain.
- Selected the Most Valuable Player of the Eastern League playoffs after hitting .259 (7x27) with two doubles, two home runs and seven RBI in seven games as Trenton captured the league's championship.
- Named the top prospect in the Yankees organization and 10th-best prospect in the Eastern League following the season by *Baseball America*.
- Saw action in 28 games for Peoria in the Arizona Fall League following the season, batting .246 (28x114) with six doubles, three triples, a home run and 18 RBI.

Combined to hit .304 (151x496) with 88 runs scored, 32 doubles, seven triples, 13 home runs, 59 RBI and 33 stolen bases in 128 games with Single A Charleston, Single A Tampa and Scranton/Wilkes-Barre during the 2007 season to earn the Kevin Lawn Award as the Yankees top minor league position player.

- Sidelined April 18-28 with a right hip strain.
- Batted .405 (15x37) over the course of a 10-game hitting streak April 30-May 10.
- Compiled a 12-game hitting streak May 23-June 4, batting .306 (15x49).
- Transferred from Charleston to Tampa on June 22 -- posted a 16-game hitting streak July 1-17, batting .387 (24x62) with four doubles, two triples, four home runs and 11 RBI.
- Hit .357 (40x112) with eight doubles, three triples, six home runs and 16 RBI in 29 games during July -- led the Florida State League with 72 total bases, while he was third with a .357 batting average and tied for fifth with six home runs.
- Transferred from Tampa to Scranton/Wilkes-Barre on September 2 -- saw action in one game before his contract was then transferred to Trenton on September 5.
- Saw action in eight games with Trenton during the Eastern League playoffs, hitting .200 (7x35) with a double and four RBI as the club captured the league's championship.
- Named the second-best prospect in the Yankees organization and 10th-best prospect in the Florida State League following the season by *Baseball America*.
- Hit .271 (36x133) with 10 doubles, five triples, three home runs and 22 RBI in 39 games for Honolulu in the Hawaii Winter League following the season to earn league all-star honors...named the second-best prospect in the Hawaii Winter League following the season by *Baseball America*.

Selected to the South Atlantic League's mid-season all-star squad as he spent the entire 2006 season with Charleston.

- Led the South Atlantic League with 535 at-bats, while he tied for third with 134 games played.
- Hit .321 (27x84) with 20 runs scored, four doubles, a triple, home run and 12 RBI in 22 games during April.
- Named the 18th-best prospect in the Yankees organization following the season by *Baseball America*.

Made his professional debut with the Gulf Coast League Yankees after being selected by New York in the eighth round of the June 2005 draft.

- Compiled a 16-game hitting streak August 1-18, batting .379 (25x66).
- Tied for 10th in the Gulf Coast League with a .354 batting average (29x82) in 20 games during August.
- Named the fifth-best prospect in the Yankees organization and 11th-best prospect in the Gulf Coast League following the season by *Baseball America*.

PERSONAL/MISCELLANEOUS

Resides in Denton, TX during the off-season.

- Graduated from Ryan High School in Texas in 2005.
- Actively participates with Tigers Dreams Come True, the Detroit Tigers Autographed Memorabilia Donation Program and Play Baseball Detroit, supports Gloves for Kids, served as a spokesman for the annual Detroit Tigers Jackie Robinson Essay, Art and Poetry Contest, sponsored baseball teams allowing youth to attend a Tigers game during the annual Negro Leagues Weekend, donated a special experience ("Baseball Clinic with Austin Jackson") to raise funds for the Detroit Tigers Foundation, attended and sponsored several families from area pediatric hospitals to attend "Keeping Kids in the Game" and participated in the Tigers Winter Caravan.

INSIDE-THE-PARK HOME RUNS BY TIGERS

Curtis Granderson connected for the 287th inside-the-park home run in Tigers history on August 26, 2007 versus the New York Yankees at Comerica Park. It marked the fourth inside-the-park home run by a Tigers player in the 11-year history of Comerica Park.

Ty Cobb holds the franchise record for inside-the-park home runs during a career with 47, including a club-record nine inside-the-park home runs during the 1909 season.

Courtesy of David Vicent



2011 TIGERS

AUSTIN J. JACKSON'S CAREER RECORD

Year	Club	AVG	G	AB	R	H	TB	2B	3B	HR	RBI	SH	SF	HB	BB	SO	SB	CS	OBP	SLG	E
2005	GCL Yankees	.304	40	148	32	45	60	11	2	0	14	0	4	1	18	26	11	2	.374	.405	0
2006	Charleston	.260	134	535	90	139	185	24	5	4	47	5	4	6	61	151	37	12	.340	.346	3
2007	Charleston	.260	60	235	33	61	88	16	1	3	25	1	2	4	24	59	19	6	.336	.374	3
	Tampa	.345	67	258	53	89	146	15	6	10	34	0	2	2	22	48	13	5	.398	.566	1
	Scranton/WB	.333	1	3	2	1	2	1	0	0	0	0	0	0	2	2	1	0	.600	.667	0
2008	Trenton	.285	131	520	75	148	218	33	5	9	69	2	4	2	56	113	19	6	.354	.419	3
2009	Scranton/WB	.300	132	504	67	151	204	23	9	4	65	1	6	6	40	123	24	4	.354	.405	2
2010	DETROIT	.293	151	618	103	181	247	34	10	4	41	3	3	4	47	170	27	6	.345	.400	6
MINOR LEAGUE TOTALS		.288	565	2203	352	634	903	123	28	30	254	9	22	21	223	522	124	35	.356	.410	12
MAJOR LEAGUE TOTALS		.293	151	618	103	181	247	34	10	4	41	3	3	4	47	170	27	6	.345	.400	6

TRANSACTIONS

- Selected by the New York Yankees in the eighth round of the June 2005 draft
- On disabled list, April 18-28, 2007 (right hip strain)
- On disabled list, August 23-30, 2008 (left lumbar spine muscle strain)
- Acquired by the Tigers along with Phil Coke and Ian Kennedy from the New York Yankees, in exchange for Curtis Granderson on December 9, 2009

CAREER FIELDING

	G	TC	PO	A	E	DP	PCT
Outfield	149	398	383	9	6	2	.985

CAREER HIGHS

- Hits:** 5 - April 30, 2010 vs. Los Angeles Angels of Anaheim
- Home Runs:** 1 (four times) - last, September 17, 2010 at Chicago White Sox
- RBI:** 2 (seven times) - last, September 27, 2010 at Cleveland
- Stolen Bases:** 2 - June 12, 2010 vs. Pittsburgh
- Hitting Streak:** 11 - June 26-July 7, 2010



DON KELLY

Born: February 15, 1980
Birthplace: Butler, PA
Bats/Throws: L/R
Major League Service: 1.149
How Obtained: Signed by the Tigers as a minor league free agent on January 14, 2009
Opening Day Age: 31
Residence: Wexford, PA
Height/Weight: 6-4/190
Signed Through: 2011

INFIELDER/OUTFIELDER - 32

SEASON HIGHLIGHTS

In his first full season at the major league level, he established career highs in nearly every offensive category as he saw action at first base, third base, in left field, center field and right field for the Tigers during the **2010** season.

- Belted his first major league home run on April 21 at the Los Angeles Angels of Anaheim, a solo shot in the fifth inning off Jered Weaver.
- Hit .333 (8x24) in 19 games during May.
- Established a career high with four hits on August 20 versus Cleveland.
- Batted .341 (14x41) with a double, four home runs and eight RBI in 21 games during August.
- Collected a career-high three RBI on September 6 versus the Chicago White Sox.
- Hit .276 (35x127) in 63 games at home...batted .207 (23x111) in 56 games on the road.
- Batted .220 (22x100) with one home run in 66 games prior to the all-star break...hit .261 (36x138) with eight home runs in 53 games following the all-star break.
- Hit .286 (14x49) with runners in scoring position.

Finished second in the International League with a .331 batting average for Triple A Toledo in **2009**, while he was third with a .404 on-base percentage...tabbed Toledo's Player of the Year.

- Selected to the International League's post-season all-star squad.
- Drove in a season-high five runs for Toledo on May 2 at Lehigh Valley.
- Compiled a 13-game hitting streak May 19-June 1, batting .490 (25x51) with five doubles, a home run and six RBI.



- Tabbed the International League Player of the Week for May 25-31 after hitting .556 (15x27) with four doubles and five RBI in seven games.
- Earned Tigers Minor League Player of the Month honors for May after batting .365 (38x104) with seven doubles, three triples, two home runs and 15 RBI in 29 games -- third in the International League with a .365 batting average during the month.
- Had his contract purchased by the Tigers from Toledo on June 12.
- Hit safely in six of his seven games June 14-21, batting .476 (10x21) with two doubles and three RBI.
- Designated for assignment by the Tigers on July 8 -- had his contract outrighted to Toledo on July 9.
- Finished with a season-high four hits for Toledo on July 23 versus Syracuse -- equaled the high for the Mud Hens with four hits on August 22 at Columbus.
- Finished ninth in the International League with a .337 batting average (35x104) in 29 games during August -- collected six doubles, two triples, three home runs and 14 RBI during the month.
- Had his contract purchased by the Tigers from Toledo on September 5 -- saw action in 12 games with Detroit over the remainder of the season.

Spent the entire **2008** season with Triple A Tucson after signing with the Arizona Diamondbacks as a minor league free agent during the off-season.

- Second-hardest batter to strike out in the Pacific Coast League, fanning once every 10.89 plate appearances.
- Belted a season-high two home runs and collected a season-best four RBI on May 4 at Albuquerque -- matched the high with four RBI on June 14 versus Colorado Springs.
- Collected a season-best five hits on August 14 at Colorado Springs.
- Hit .319 (36x113) with six doubles, a triple and 14 RBI in 28 games during August.

Received his first major league action after making the Pittsburgh Pirates Opening Day roster in **2007**.

- Made his major league debut as a pinch-hitter on April 2 at Houston, popping out to shortstop.
- Collected his first major league hit on April 13 versus San Francisco, a single as a pinch-hitter in the second inning off Russ Ortiz.
- Designated for assignment by the Pirates on June 12 -- had his contract outrighted to Triple A Indianapolis on June 20...saw action in 18 games with Indianapolis before having his contract purchased by the Pirates on July 15.
- Limited to one appearance as a pinch-hitter with the Pirates before being designated for assignment on July 19 -- had his contract outrighted to Indianapolis on July 24.

Opened the **2006** season with Toledo before having his option transferred to Double A Erie on July 4.

- Collected a season-best four RBI for Toledo on May 17 at Norfolk.
- Posted a nine-game hitting streak with Erie August 8-16, batting .389 (14x36).
- Designated for assignment by the Tigers on September 3 -- had his contract outrighted to Erie on September 8.

Topped all Tigers minor leaguers with a .311 batting average between Erie and Toledo in **2005**.

- Named to the Eastern League's post-season all-star squad.
- Tabbed the best batting prospect in the Eastern League by *Baseball America*.
- Belted a season-high two home runs for the SeaWolves on April 7 versus Trenton.
- Hit .349 (29x83) with 18 runs scored, six doubles, two triples, five home runs and 16 RBI in 22 games during April.
- Recorded a 13-game hitting streak May 24-June 5, batting .463 (25x54) with nine runs scored, six doubles, a home run and six RBI.
- Tabbed the Tigers Minor League Player of the Month for May after hitting .364 (39x107) with 14 runs scored, nine doubles, a home run and 15 RBI in 27 games.
- Hit .378 (17x45) over a 10-game hitting streak June 11-21, scoring eight runs and collecting three doubles, three home runs and 18 RBI...drove in 17 runs over a seven-game stretch June 15-22, including a season-high five runs on June 15 versus Akron.
- Promoted to Toledo on June 30 -- batted .236 (21x89) in 24 games for the Mud Hens before landing on the disabled list on July 28 with a left groin strain.
- Reinstated from the disabled list and transferred back to Erie on August 10 -- promoted back to Toledo for the remainder of the season on August 15 after six more games with the SeaWolves.
- In six games during the International League playoffs for Toledo, he batted .300 (6x20) with two doubles, a triple and seven RBI.
- Named the 19th-best prospect in the Tigers organization following the season by *Baseball America*.
- Batted .294 (25x85) in 22 games for Mesa in the Arizona Fall League following the season, scoring 15 runs and collecting three doubles and 11 RBI.



2011 TIGERS

Limited to 31 games with Erie and the Gulf Coast League Tigers during an injury-plagued **2004** season.

- Landed on the disabled list on May 25 with a right shoulder nerve injury -- sidelined for the remainder of the season, with the exception of a three-game stint with the Gulf Coast League Tigers August 2-5.

Opened the **2003** season at Single A Lakeland before earning a promotion to Erie, combining to lead all Tigers minor leaguers with a .306 batting average...his .306 batting average was tied for third-best among all shortstops in minor league baseball.

- Fanned once every 13.41 plate appearances between his two stops, 13th-best in the minor leagues.
- Earned both mid- and post-season all-star honors in the Florida State League for Lakeland.
- Rated as possessing the best strike-zone judgement in the Florida State League by *Baseball America*.
- Collected a season-high four hits on April 29 versus Sarasota -- equaled the high four more times for Lakeland: May 11 at Palm Beach, May 31 versus Sarasota, June 2 at Fort Myers and July 16 versus Tampa.
- Hit .326 (15x46) in 14 games during April.
- Reached base safely via a hit or walk in 36 straight games May 5-June 17, the longest such streak in the Florida State League.
- Posted a 13-game hitting streak May 6-21, batting .438 (21x48) with two doubles, two triples and 10 RBI.
- Hit .472 (17x36) with nine runs scored, two doubles, a triple, home run and seven RBI over the course of a 10-game hitting streak May 23-June 2.
- Tabbed the Tigers Minor League Player of the Month for May after batting .362 (34x94) with 17 runs scored, three doubles, two triples, a home run and 16 RBI in 27 games...led the Florida State League with a .362 batting average during the month.
- Earned Tigers Minor League Player of the Month honors for June -- hit .319 (23x72) with 13 runs scored, six doubles, two triples, 10 RBI and seven stolen bases in 20 games...his .319 batting average was 10th-best in the league.
- Promoted to Erie on August 4 -- collected three hits in his first 18 at-bats (.167) over a five-game stretch August 5-9.
- Over his final 17 games August 10-September 1, he hit .292 (19x65) with five doubles, a triple, home run and 12 RBI.
- Fared better against righthanders in the Florida State League, batting .326 (76x233), but managed to hit just .242 (16x66) against them in the Eastern League...batted .286 (20x70) with lefties on the mound in the Florida State League and .353 (6x17) in the Eastern League.
- Named the 19th-best prospect in the Tigers organization following the season by *Baseball America*.
- Played with Grand Canyon in the Arizona Fall League following the season...batted .213 (20x94) with 11 runs scored, a double, triple, two home runs and 12 RBI.

Selected to the Midwest League's mid-season all-star squad, he finished seventh among all Tigers minor leaguers with a .286 batting average for Single A West Michigan in **2002**.

- Toughest batter to fan in the Midwest League and 11th-hardest in the minors, striking out once every 13.10 plate appearances.
- Opened the season with a 10-game hitting streak April 4-13, batting .324 (12x37) with four doubles, a triple and seven RBI.
- Hit safely in 17-of-18 games May 11-June 1 -- compiled a .324 batting average (22x68) over the stretch, scoring 11 runs and collecting three doubles, three triples, a home run and 16 RBI.
- Drove in a season-best five runs at Dayton on May 15.
- Collected an RBI in six straight games May 27-June 1, totaling 10 RBI.
- Tallied a season-high four hits on July 6 at Kane County.
- Hit .359 (28x78) with nine runs scored, three doubles and 13 RBI in 23 games during July.
- Equaled a season high with a 10-game hitting streak August 14-23 -- batted .364 (12x33) with six runs scored, two doubles and six RBI during the streak.
- Posted a .360 batting average (40x111) when hitting with runners in scoring position.
- In five games during the Midwest League playoffs, he batted .438 (7x16) with three runs scored, six RBI and three stolen bases.

Made his professional debut with Single A Oneonta after being selected by the Tigers in the eighth round of the June **2001** draft.

- Second-hardest batter in the New York-Penn League and all short-season leagues to strike out, fanning once every 18.25 plate appearances.
- Tallied a season-high five hits on July 22 versus Vermont.

PERSONAL/MISCELLANEOUS

He, his wife Carrie and son Brett Walker (2/16/09) reside in Wexford, PA during the off-season.

- Attended Point Park College in Pennsylvania...hit .367 (44x120) with 35 runs scored, 10 doubles, two triples, 15 RBI



and 12 stolen bases in 38 games as a freshman in **1999**.

- Earned NAIA All-American Honorable Mention and First-Team All-American Mideast Conference honors as a sophomore in **2000**...hit .411 (65x158) with 58 runs scored, 15 doubles, three triples, 32 RBI and 23 stolen bases in 46 games.
- Played for Petersburg in the Coastal Plain League during the summer of **2000**...garnered all-star honors after batting .313 (57x182) with 30 runs scored, four doubles, three triples, 18 RBI and 28 stolen bases.
- Named a NAIA First-Team All-American, the American Mideast Conference Player of the Year and First-Team All-American Mideast Conference following his junior season in **2001**...batted .450 (68x151) with 45 runs scored, nine doubles, two triples, two home runs, 45 RBI and 39 stolen bases in 45 games.
- Departed Point Park College as the school's all-time leading hitter with a .413 batting average and fourth all-time with 74 stolen bases.
- Inducted into the Point Park College Pioneer Athletic Hall of Fame on October 10, **2010**.
- Actively participates with Tigers Dreams Come True and the Detroit Tigers Autographed Memorabilia Donation Program, supports Gloves for Kids, visited and interacted with patients at Children's Hospital of Michigan along with his wife Carrie, visited and interacted with veterans at the Department of Veterans Affairs Detroit Medical Center, adopted three families from the Children's Hospital of Michigan Holiday Adopt-a-Family Program, attended and sponsored several families from area pediatric hospitals to attend "Keeping Kids in the Game" and he participated in the Tigers Winter Caravan.
- Recommended/signed by Lou Laslo for the Tigers.

DONALD THOMAS KELLY'S CAREER RECORD

Year	Club	AVG	G	AB	R	H	TB	2B	3B	HR	RBI	SH	SF	HB	BB	SO	SB	CS	OBP	SLG	E
2001	Oneonta	.286	67	262	41	75	89	8	3	0	25	2	3	0	25	16	8	5	.345	.340	21
2002	West Michigan	.286	128	455	72	130	164	21	5	1	59	2	5	3	59	40	9	6	.368	.360	28
2003	Lakeland	.317	87	303	48	96	124	17	4	1	38	1	5	1	45	25	15	2	.401	.409	7
	Erie	.265	22	83	14	22	32	5	1	1	13	3	0	0	15	9	0	0	.378	.386	4
2004	GCL Tigers#	.400	3	10	2	4	4	0	0	0	0	0	0	0	0	2	1	0	.400	.400	0
	Erie	.228	28	101	17	23	33	6	2	0	9	1	1	1	15	13	3	1	.331	.327	8
2005	Erie	.340	82	329	54	112	167	22	3	9	54	0	5	1	36	43	10	2	.402	.508	24
	Toledo	.250	43	160	22	40	51	8	0	1	13	3	0	0	13	15	8	2	.306	.319	8
2006	Erie	.275	58	207	30	57	70	11	1	0	24	0	5	1	27	23	5	3	.354	.338	9
	Toledo	.228	66	237	23	54	74	14	3	0	19	4	0	2	24	32	18	7	.304	.312	12
2007	Indianapolis	.247	52	150	20	37	46	5	2	0	11	4	0	2	18	17	6	4	.335	.307	3
	Pittsburgh	.148	25	27	2	4	4	0	0	0	0	0	0	2	3	3	0	0	.281	.148	0
2008	Tucson	.275	124	436	61	120	178	24	5	8	55	4	5	2	32	44	2	1	.324	.408	18
2009	Toledo	.331	105	372	57	123	173	20	6	6	40	2	0	3	43	51	27	4	.404	.465	4
	DETROIT	.250	31	56	8	14	19	3	1	0	3	1	0	1	4	10	1	0	.311	.339	0
2010	DETROIT	.244	119	238	30	58	89	4	0	9	27	1	2	2	8	42	3	0	.272	.374	5
MINOR LEAGUE TOTALS		.288	865	3105	461	893	1205	161	35	27	360	26	29	16	352	330	112	37	.360	.388	146
NL TOTALS		.148	25	27	2	4	4	0	0	0	0	0	0	2	3	3	0	0	.281	.148	0
DETROIT TOTALS		.245	150	294	38	72	108	7	1	9	30	2	2	3	12	52	4	0	.280	.367	5
MAJOR LEAGUE TOTALS		.237	175	321	40	76	112	7	1	9	30	2	2	5	15	55	4	0	.280	.349	5

2011 TIGERS

TRANSACTIONS

- Selected by the Tigers in the eighth round of the June 2001 draft
- On disabled list, May 25-September 15, 2004 (right shoulder nerve injury)
- On disabled list, July 28-August 10, 2005 (left groin strain)
- Signed by Pittsburgh as a minor league free agent on November 16, 2006
- Signed by Arizona as a minor league free agent on November 24, 2007
- Signed by the Tigers as a minor league free agent on January 14, 2009

CAREER FIELDING

	G	TC	PO	A	E	DP	PCT
First Base	30	165	153	10	2	25	.988
Second Base	4	3	1	2	0	1	1.000
Third Base	19	48	7	38	3	6	.938
Shortstop	5	11	5	6	0	0	1.000
Outfield	96	125	120	5	0	0	1.000

CAREER HIGHS

- Hits:** 4 - August 20, 2010 vs. Cleveland
- Home Runs:** 1 (nine times) - last, October 1, 2010 at Baltimore
- RBI:** 3 - September 6, 2010 vs. Chicago White Sox
- Stolen Bases:** 1 (four times) - last, August 27, 2010 at Toronto
- Hitting Streak:** 5 - September 6-11, 2010



2011 TIGERS



PATRICK LEYLAND

NON-ROSTER INVITEE

Born: October 11, 1991 **Opening Day Age:** 19
Birthplace: Pittsburgh, PA **Residence:** Pittsburgh, PA
Bats/Throws: R/R **Height/Weight:** 6-2/200
Major League Service: 0.000 **Signed Through:** 2011
How Obtained: Selected by the Tigers in the eighth round of the June 2010 draft

CATCHER - 77

SEASON HIGHLIGHTS

Made his professional debut with the Gulf Coast League Tigers after being selected by Detroit in the eighth round of the June 2010 draft.

- Batted .389 (14x36) over a nine-game stretch August 16-27.
- Collected a season-high three hits on August 25 at the Gulf Coast League Pirates.

PERSONAL/MISCELLANEOUS

Resides in Pittsburgh, PA during the off-season.

- Is the son of Tigers manager Jim Leyland.
- Graduated from Bishop Canevin High School in Pennsylvania.
- Recommended/signed by Bill Buck for the Tigers.

PATRICK JAMES LEYLAND'S CAREER RECORD

Year	Club	AVG	G	AB	R	H	TB	2B	3B	HR	RBI	SH	SF	HB	BB	SO	SB	CS	OBP	SLG	E
2010	GCL Tigers	.219	41	146	10	32	35	3	0	0	12	2	3	3	6	17	0	1	.259	.240	5

TRANSACTIONS

- Selected by the Tigers in the eighth round of the June 2010 draft



VICTOR MARTINEZ

Born: December 23, 1978 **Opening Day Age:** 32
Birthplace: Ciudad Bolivar, VZ **Residence:** Ciudad Bolivar, VZ
Bats/Throws: S/R **Height/Weight:** 6-2/210
Major League Service: 7.114 **Signed Through:** 2014
How Obtained: Signed by the Tigers as a free agent on November 29, 2010

CATCHER - 41

CAREER HIGHLIGHTS

The 2011 season will mark Martinez's first season with the Tigers...marks the first year of a four-year contract he agreed to terms on with the club on November 29, 2010.

- Four-time American League all-star selection with the Cleveland Indians (2004, 2007, 2009) and Boston Red Sox (2010).
- Won one American League Silver Slugger Award with the Indians (2004).
- Selected the American League Player of the Week three times during his career.
- Played for Venezuela during the World Baseball Classic in 2006.
- Selected to participate in the Futures Game held prior to Major League Baseball's All-Star Game in 2002.

SEASON HIGHLIGHTS

Selected to the American League's all-star squad for the fourth time in his career during the 2010 season with the Boston Red Sox.

- Fanned once every 10.3 plate appearances, the seventh-toughest batter to strike out in the American League.



- Collected the 1,000th hit of his major league career on May 8 versus the New York Yankees, a two-run home run off CC Sabathia.
- Belted a season-high two home runs on May 17 at Yankee Stadium against New York -- equaled the high with two home runs on August 27 at Tampa Bay and September 17 versus Toronto.
- Equaled a career high with five hits on June 1 versus Oakland.
- Sidelined June 28-July 26 with a left thumb fracture.
- Ninth in the American League with a .354 batting average (28x79) in 22 games during June.
- Compiled a season-high 13-game hitting streak September 14-28, batting .415 (22x53) with two doubles, a triple, four home runs and 14 RBI.
- Batted .333 (36x108) with five doubles, a triple, seven home runs and 25 RBI in 27 games during September -- tied for second in the American League with 25 RBI during the month, while he tied for fifth with seven home runs.
- Led all American League players with a .400 batting average (62x155) against lefthanded pitchers...batted .257 (87x338) versus righthanded pitchers.
- Hit .289 (71x246) in 66 games prior to the all-star break...batted .316 (78x247) in 61 games following the all-star break.

Combined to hit .303 (178x588) with 23 home runs and 108 RBI in 155 games with the Cleveland Indians and Red Sox during the 2009 season as he was selected to the American League's all-star squad for third time in his career...acquired by the Red Sox from the Indians in a four-player deal on July 31.

- Tied for fifth in the American League with 108 RBI.
- Selected to *Baseball America's* Second-Team Major League all-star squad following the season.
- Compiled a 15-game hitting streak April 21-May 6, batting .433 (26x60) with six doubles, a triple, two home runs and 12 RBI.
- Second in the American League with a .386 batting average (34x88) in 22 games during April.
- Finished eighth in the American League with 25 RBI during May.
- Connected for the 100th home run of his major league career on June 19 at Chicago's Wrigley Field against the Cubs, a three-run shot off Rich Harden.
- Finished fifth in the American League with 21 RBI during June, while he tied for sixth with seven home runs.
- Equaled a career high with five hits on August 2 at Baltimore.
- Established a career best with a 25-game hitting streak August 28-September 26, batting .358 (34x95) with six doubles, two home runs and 17 RBI.
- Fifth in the American League with a .363 batting average (33x91) in 25 games during September.
- Belted the first grand slam of his career on September 3 versus Cleveland.
- Batted .294 (97x330) in 87 games prior to the all-star break...hit .314 (81x258) in 68 games following the all-star break.

Limited to 73 games with Cleveland during the 2008 season as he was sidelined June 12-August 29 with right elbow inflammation.

- Compiled a season-high 15-game hitting streak April 17-May 4, batting .344 (21x61).
- Second in the American League with a .350 batting average (28x80) during April.
- Underwent surgery to have loose bodies removed from his elbow joint on June 13, a procedure performed by Dr. Mark Schickendantz in Cleveland.
- Sent to Double A Akron to begin an injury rehabilitation assignment on August 15 -- saw action in two games with Akron before his injury rehabilitation assignment was transferred to Triple A Buffalo on August 19...had his injury rehabilitation assignment recalled by the Indians on August 29 after he saw action in six games with Buffalo.
- Batted .339 (21x62) versus lefthanded pitchers...hit .260 (53x204) against righthanded pitchers.

Finished seventh in the American League with a career-high 114 RBI for Cleveland during the 2007 season as he was selected to the league's all-star squad for the second time in his career.

- Finished 10th in the American League with a .505 slugging percentage.
- Selected to *Baseball America's* Second-Team Major League all-star squad following the season.
- Tied for second in the American League with 27 RBI during May, while he tied for sixth with seven home runs.
- Belted a season-high two home runs on June 1 versus Detroit.
- Compiled a 12-game hitting streak June 25-July 7, batting .404 (19x47) with nine doubles, two home runs and six RBI.
- Hit .349 (38x109) with 11 doubles, five home runs and 19 RBI in 28 games during June.
- Batted .357 (15x42) over the course of a 10-game hitting streak August 22-31.
- Posted an 11-game hitting streak September 4-16, batting .349 (15x43).
- Batted .324 (100x309) in 79 games prior to the all-star break...hit .273 (69x253) in 68 games following the all-star break.
- Hit .356 (52x146) with runners in scoring position, eighth-best in the American League.

Finished 10th in the American League with a .391 on-base percentage for Cleveland during the 2006 season.



2011 TIGERS

- Compiled a season-best 15-game hitting streak April 2-20, batting .413 (26x63) with six doubles, four home runs and 15 RBI.
- Fourth in the American League with a .398 batting average (37x93) in 25 games during April.
- Hit .385 (15x39) with five home runs and 14 RBI during a 10-game hitting streak June 1-13.
- Belted a season-high two home runs on June 10 at Chicago's U.S. Cellular Field against the White Sox.
- Posted a 14-game hitting streak June 26-July 13, batting .421 (24x57).
- Equaled a career high with five hits on July 4 versus the New York Yankees.
- Compiled a 13-game hitting streak September 13-26, batting .435 (20x46).
- Batted .350 (35x100) with six doubles, three home runs and 19 RBI in 28 games during September.

Seventh in the American League with a .305 batting average for Cleveland during the 2005 season.

- Selected to *Baseball America's* First-Team Major League all-star squad following the season.
- Compiled a 17-game hitting streak June 17-July 6, batting .358 (24x67) with five doubles, three home runs and 14 RBI.
- Batted .434 (23x53) during a 13-game hitting streak July 31-August 16.
- Tabbed the American League Player of the Week for August 22-28 after hitting .536 (15x28) with two doubles, three home runs and six RBI in seven games.
- Topped all American League players with a .402 batting average (39x97) in 25 games during August.
- Posted a 13-game hitting streak September 17-30, batting .415 (22x53).
- Finished sixth in the American League with a .364 batting average (36x99) in 26 games during September.
- Batted .236 (67x284) in 76 games prior to the all-star break...hit .380 (100x263) in 71 games following the all-star break.

Completed his first full season at the major league level with Cleveland in 2004, earning Indians Man of the Year honors from Cleveland's chapter of the BBWAA.

- Selected to the American League's all-star squad for the first time during his career.
- Finished eighth in the American League with an RBI once every 4.81 at-bats, while he tied for 10th with 108 RBI.
- Won his first Silver Slugger Award -- shared the honor with Detroit's Ivan Rodriguez.
- Tabbed the American League Player of the Week for May 10-16 after hitting .429 (9x21) with four doubles, a home run and 10 RBI in five games...won the honor a second time during the season, doing so July 12-18 after batting .500 (7x14) with four home runs and eight RBI in four games.
- Compiled a season-high 14-game hitting streak May 29-June 16, batting .415 (22x53).
- Led the American League with 30 RBI during May.
- Established career highs with five hits, three home runs and seven RBI on July 16 at Seattle.
- Hit .305 (50x164) with runners in scoring position.

Opened the 2003 season with Buffalo before he was recalled by Cleveland for the remainder of the season on June 27.

- Tabbed the International League Player of the Week for June 16-22 after hitting .412 (14x34) with four doubles, three home runs and nine RBI in eight games.
- Hit .437 (45x103) with 12 doubles, three home runs and 22 RBI in 25 games during June with Buffalo.
- Compiled two 12-game hitting streaks with the Indians, August 1-September 9 and September 11-24...batted .405 (15x37) over the 12-game streak August 1-September 9, while he hit .311 (14x45) during the 12-game streak September 11-24.
- Sidelined August 9-September 2 with a bone bruise in his right ankle -- saw action in three games with Akron during an injury rehabilitation assignment August 30-31.
- Named the third-best prospect in the International League following the season by *Baseball America*.

Named the Eastern League Most Valuable Player after leading the league with a .336 batting average for Akron during the 2002 season.

- Selected to the Eastern League's mid- and post-season all-star squads.
- Named to *Baseball America's* First-Team Minor League and Double A all-star squads following the season.
- Led the Eastern League with 84 runs scored, a .417 on-base percentage and .576 slugging percentage, while he finished second with 40 doubles and 62 extra-base hits, tied for second with 22 home runs, finished third with 255 total bases and tied for fifth with 149 hits.
- Tabbed the best batting prospect and defensive catcher in the Eastern League by *Baseball America*.
- Earned a spot on the World Team for the Futures Game held at Milwaukee's Miller Park prior to Major League Baseball's All-Star Game.
- Selected the Eastern League Player of the Week for July 8-14 after hitting .600 (6x10) with two doubles, a home run and two RBI in three games.
- Garnered TOPPS Eastern League Player of the Month honors for July after batting .414 (36x87) with 13 doubles, five home runs and 19 RBI in 24 games.



- Received his first major league action after being recalled by Cleveland from Akron on September 9.
- Made his major league debut on September 10 versus Toronto, starting behind the plate -- collected his first major league hit that night, a two-run single off Justin Miller.
- Belted his first major league home run on September 29 versus Kansas City, a solo shot off Darrell May.
- Named the second-best prospect in the Indians organization and third-best prospect in the Eastern League following the season by *Baseball America*.
- Saw action with Oriente in the Venezuelan Winter League following the season -- named the third-best prospect in the league by *Baseball America*.

Tabbed the Carolina League Most Valuable Player after leading the league with a .329 batting average for Single A Kinston during the **2001** season.

- Selected to the Carolina League's mid- and post-season all-star squads.
- Named to *Baseball America's* High Single A all-star squad following the season.
- Led the Carolina League with a .488 slugging percentage, while he finished fourth with 138 hits and a .394 on-base percentage, tied for fourth with 33 doubles and finished fifth with 205 total bases and 45 extra-base hits.
- Tabbed the best defensive catcher in the Carolina League by *Baseball America*.
- Hit for the cycle on July 7 versus Salem.
- Earned TOPPS Carolina League Player of the Month honors for July after hitting .429 (42x98) with 11 doubles, a triple, three home runs and 20 RBI in 26 games.
- Named the sixth-best prospect in the Indians organization and 10th-best prospect in the Carolina League following the season by *Baseball America*.

Saw action with both Kinston and Single A Columbus during the **2000** season.

- Assigned to Kinston to open the season -- played in 26 games before being sidelined May 25-July 19 with right shoulder tendinitis.
- Had his contract transferred from Kinston to Columbus on July 19.
- Hit .373 (19x51) with seven doubles, a triple, two home runs and 11 RBI in 14 games during August with Columbus.

Earned New York-Penn League post-season all-star honors with Single A Mahoning Valley in **1999**.

- Topped all New York-Penn League catchers with 56 assists.
- Hit .356 (31x87) in 25 games during July.

Completed his second season with the Venezuelan Summer League Indians in **1998**.

Made his professional debut with the Venezuelan Summer League Indians during the **1997** season.

- Led the Venezuelan Summer League with a .344 batting average.

Signed by Cleveland as a non-drafted free agent on July 15, **1996**.

PERSONAL/MISCELLANEOUS

He, his wife Margret, son Victor Jose (8/28/04) and daughter Maria Victoria (4/10/07) reside in Ciudad Bolivar, VZ during the off-season.

- Toured Japan with the Major League Baseball All-Star team following the **2004** season.
- Actively participates with the Detroit Tigers Autographed Memorabilia Donation Program.

LONGEST HOME RUNS AT COMERICA PARK

Following are estimates of the 11 longest home runs hit at Comerica Park during its first 11 seasons:

Rank	Player, Team	Date	Distance
1	Carlos Pena, DET	September 25, 2005 vs. Seattle	461 ft.
2	Eric Munson, DET	June 26, 2004 vs. Arizona	457 ft.
3	Chipper Jones, ATL	June 9, 2004	453 ft.
4	Juan Gonzalez, DET	June 16, 2000 vs. Cleveland	450 ft.
	David Ortiz, BOS	May 14, 2010	450 ft.
6	Chipper Jones, ATL	June 10, 2004	448 ft.
7	Juan Gonzalez, DET	June 13, 2000 vs. Toronto	447 ft.
	Russell Branyan, CLE	June 17, 2000	447 ft.
	Juan Encarnacion, DET	July 4, 2001 vs. Kansas City	447 ft.
	Corey Koskie, MIN	July 19, 2002	447 ft.
	Dmitri Young, DET	June 1, 2005 vs. Texas	447 ft.



2011 TIGERS

VICTOR JESUS MARTINEZ'S CAREER RECORD

Year	Club	AVG	G	AB	R	H	TB	2B	3B	HR	RBI	SH	SF	HB	BB	SO	SB	CS	OBP	SLG	E
1997	VSL Indians	.344	53	122	21	42	54	12	0	0	26	0	2	0	32	11	6	0	.474	.443	—
1998	VSL Indians	.269	55	160	28	43	59	13	0	1	27	1	1	5	32	14	8	2	.404	.369	—
1999	Mahoning Valley	.277	64	235	37	65	86	9	0	4	36	0	6	1	27	31	0	1	.346	.366	8
2000	Columbus	.371	21	70	11	26	43	9	1	2	12	0	2	1	11	6	0	0	.452	.614	2
	Kinston	.217	26	83	9	18	25	7	0	0	8	3	1	1	11	5	1	1	.313	.301	5
2001	Kinston	.329	114	420	59	138	205	33	2	10	57	0	3	8	39	60	3	3	.394	.488	16
2002	Akron	.336	121	443	84	149	255	40	0	22	85	0	6	8	58	62	3	3	.417	.576	10
	Cleveland	.281	12	32	2	9	13	1	0	1	5	0	1	0	3	2	0	0	.333	.406	1
2003	Akron#	.333	3	12	1	4	6	2	0	0	2	0	0	0	0	1	0	0	.333	.500	0
	Buffalo	.328	73	274	42	90	130	19	0	7	45	0	6	8	26	32	3	5	.395	.474	4
	Cleveland	.289	49	159	15	46	53	4	0	1	16	0	1	1	13	21	1	1	.345	.333	1
2004	Cleveland	.283	141	520	77	147	256	38	1	23	108	0	6	5	60	69	0	1	.359	.492	6
2005	Cleveland	.305	147	547	73	167	260	33	0	20	80	0	7	5	63	78	0	1	.378	.475	5
2006	Cleveland	.316	153	572	82	181	266	37	0	16	93	0	6	3	71	78	0	0	.391	.465	8
2007	Cleveland	.301	147	562	78	169	284	40	0	25	114	0	11	10	62	76	0	0	.374	.505	5
2008	Akron#	.333	2	6	1	2	5	0	0	1	1	0	0	0	1	2	0	0	.429	.833	0
	Buffalo#	.300	6	20	2	6	8	2	0	0	2	0	1	0	4	4	0	0	.400	.400	0
	Cleveland	.278	73	266	30	74	97	17	0	2	35	0	3	1	24	32	0	0	.337	.365	4
2009	Cleveland	.284	99	377	56	107	175	21	1	15	67	0	5	2	51	51	0	0	.368	.464	3
	Boston	.336	56	211	32	71	107	12	0	8	41	0	1	1	24	23	1	0	.405	.507	4
2010	Boston	.302	127	493	64	149	243	32	1	20	79	0	5	0	40	52	1	0	.351	.493	8
MINOR LEAGUE TOTALS		.316	538	1845	295	583	876	146	3	47	301	4	28	32	241	228	24	15	.399	.475	45
MAJOR LEAGUE TOTALS		.300	1004	3739	509	1120	1754	235	3	131	638	0	46	28	411	482	3	3	.369	.469	45

TRANSACTIONS

- Signed by Cleveland as a non-drafted free agent on July 15, 1996
- On disabled list, May 25-July 19, 2000 (right shoulder tendinitis)
- On temporarily inactive list, July 6-11, 2002 (Participating in Futures Game)
- On disabled list, August 9-September 2, 2003 (bone bruise in right ankle)
- On disabled list, June 12-August 29, 2008 (right elbow inflammation)
- On suspended list, September 25-27, 2008
- Acquired by Boston from Cleveland, in exchange for Nick Hagadone, Justin Masterson and Bryan Price on July 31, 2009
- On disabled list, June 28-July 26, 2010 (left thumb fracture)
- Signed by the Tigers as a free agent on November 29, 2010

ALL-STAR GAME RECORD

Year	League/Site	POS.	AVG	AB	R	H	TB	2B	3B	HR	RBI	SH	SF	HB	BB	SO	SB	CS	OBP	SLG	E	
2004	AL/Houston	C	.000	1	0	0	0	0	0	0	0	0	0	0	0	0	0	0	.000	.000	0	
2007	AL/San Francisco	PH	1.000	1	1	1	4	0	0	1	2	0	0	0	0	0	0	0	1.000	4.000	0	
2009	AL/St. Louis	C	.000	0	0	0	0	0	0	0	0	0	0	0	1	0	0	0	1.000	.000	0	
2010	AL/Los Angeles - did not play																					
ALL-STAR GAME TOTALS			.500	2	1	1	4	0	0	1	2	0	0	0	1	0	0	0	.667	2.000	0	

WORLD BASEBALL CLASSIC RECORD

Year	Club	AVG	G	AB	R	H	TB	2B	3B	HR	RBI	SH	SF	HB	BB	SO	SB	CS	OBP	SLG	E
2006	Venezuela	.200	5	15	1	3	6	0	0	1	5	0	0	0	5	2	0	0	.400	.400	0

DIVISION SERIES RECORD

Year	Club/Opp.	AVG	G	AB	R	H	TB	2B	3B	HR	RBI	SH	SF	HB	BB	SO	SB	CS	OBP	SLG	E
2007	CLE vs. NYY	.353	4	17	2	6	10	1	0	1	4	0	0	1	1	3	0	0	.421	.588	0
2009	BOS vs. LAA	.182	3	11	0	2	2	0	0	0	2	0	0	0	1	2	0	0	.250	.182	0
DIVISION SERIES TOTALS		.286	7	28	2	8	12	1	0	1	6	0	0	1	2	5	0	0	.355	.429	0

LEAGUE CHAMPIONSHIP SERIES RECORD

Year	Club/Opp.	AVG	G	AB	R	H	TB	2B	3B	HR	RBI	SH	SF	HB	BB	SO	SB	CS	OBP	SLG	E
2007	CLE vs. BOS	.296	7	27	4	8	12	1	0	1	3	0	0	0	3	5	0	0	.367	.444	0

CAREER FIELDING

	G	TC	PO	A	E	DP	PCT
Catcher	827	5555	5193	324	38	40	.993
First Base	146	1084	1021	56	7	107	.994



IN-DEPTH CATCHING STATISTICS

Year	G	SB	CS	CS %	CERA	PB	CPKO
2002	9	11	2	15.4%	3.65	1	0
2003	40	20	8	28.6%	4.18	3	0
2004	132	89	25	21.9%	4.98	9	0
2005	142	96	25	20.7%	3.68	3	2
2006	133	100	16	13.8%	4.48	4	0
2007	121	70	30	30.0%	4.01	6	1
2008	55	22	10	31.3%	4.31	2	0
2009	85	56	8	12.5%	5.55	4	0
2010	110	99	17	14.7%	4.28	4	2
Totals	827	563	141	20.0%	4.39	36	5

* - Does not include pitcher-assisted caught stealing

CAREER HIGHS

Hits: 5 (four times) - last, June 1, 2010 vs. Oakland

Home Runs: 3 - July 16, 2004 at Seattle

RBI: 7 - July 16, 2004 at Seattle

Stolen Bases: 1 (three times) - last, June 20, 2010 vs. Los Angeles Dodgers

Hitting Streak: 25 - August 28-September 26, 2010

GRAND SLAMS (1)

October 3, 2009 vs. Cleveland (Aaron Laffey)

THREE HOME RUN GAMES (1)

July 16, 2004 at Seattle

TWO HOME RUN GAMES (5)

June 10, 2006 at Chicago White Sox
August 27, 2010 at Tampa Bay

June 1, 2007 vs. Detroit
September 17, 2010 vs. Toronto

May 17, 2010 at New York Yankees



JOHN MURRIAN

NON-ROSTER
INVITEE

Born: June 15, 1988
Birthplace: Knoxville, TN
Bats/Throws: R/R
Major League Service: 0.000
How Obtained: Selected by the Tigers in the ninth round of the June 2009 draft

Opening Day Age: 22
Residence: Goose Creek, SC
Height/Weight: 6-2/215
Signed Through: 2011

CATCHER - 74

SEASON HIGHLIGHTS

Assigned to Single A Lakeland to begin the 2010 season.

- Sideline May 2-June 17 with a right wrist hamate fracture.
- Batted .310 (27x87) with six doubles, two home runs and 10 RBI in 24 games during July.
- Had his contract transferred from Lakeland to Double A Erie for the remainder of the season on August 20.

Made his professional debut with Single A Oneonta after being selected by the Tigers in the ninth round of the June 2009 draft...selected to the New York-Penn League's mid-season all-star squad.

- Led New York-Penn League catchers with a .996 fielding percentage, while he tied for the lead with six double plays.
- Tabbed the Tigers Minor League Player of the Month for July after hitting .375 (30x80) with eight doubles, a triple, four home runs and 23 RBI in 23 games -- led the New York-Penn League with a .375 batting average during the month, while he finished second with 23 RBI and tied for fifth with four home runs.

PERSONAL/MISCELLANEOUS

Resides in Goose Creek, SC during the off-season.

- Batted .336 (51x152) with 26 runs scored, 11 doubles, a triple, two home runs and 25 RBI in 55 games during his freshman season at Winthrop University in 2007.
- Hit .301 (49x163) with 29 runs scored, nine doubles, seven home runs and 27 RBI in 48 games in 2008 as a sophomore at Winthrop University.



2011 TIGERS

- Batted .327 (67x205) with 42 runs scored, 19 doubles, a triple, six home runs and 42 RBI in 59 games during his junior season at Winthrop University in **2009**.
- Recommended/signed by Grant Brittain for the Tigers.

JOHN T. MURRIAN'S CAREER RECORD

Year	Club	AVG	G	AB	R	H	TB	2B	3B	HR	RBI	SH	SF	HB	BB	SO	SB	CS	OBP	SLG	E
2009	Oneonta	.296	54	186	16	55	87	16	2	4	35	3	1	2	16	33	2	1	.356	.468	1
2010	Lakeland	.264	62	216	27	57	83	14	0	4	21	2	2	2	25	55	4	2	.343	.384	3
	Erie	.217	17	60	4	13	22	4	1	1	8	1	1	0	1	15	0	0	.226	.367	1
MINOR LEAGUE TOTALS		.271	133	462	47	125	192	34	3	9	64	6	4	4	42	103	6	3	.334	.416	5

TRANSACTIONS

- Selected by the Tigers in the ninth round of the June 2009 draft
- On disabled list, May 2-June 17, 2010 (right wrist hamate fracture)



FU-TE NI

**NON-ROSTER
INVITEE**

Born: November 14, 1982 **Opening Day Age:** 28
Birthplace: Pingtung County, Taiwan **Residence:** Pingtung County, Taiwan
Bats/Throws: L/L **Height/Weight:** 6-0/172
Major League Service: 1.015 **Signed Through:** 2011
How Obtained: Signed by the Tigers as a non-drafted free agent on January 7, 2009

LEFTHANDED PITCHER - 59

CAREER HIGHLIGHTS

The 2010 season will mark Ni's third season with the Tigers.

- Became the first native of Taiwan to appear at the major league level for the Tigers -- sixth player to hail from Taiwan in major league history.
- Became the first player in Tigers history to have only two letters in his last name -- according the Elias Sports Bureau, he became the second player in major league history with a two-letter last name...Chin-Lung Hu of the Los Angeles Dodgers was the first player in major league history with a two-letter last name.
- Pitched for Chinese Taipei during the World Baseball Classic in 2009.

SEASON HIGHLIGHTS

Opened the **2010** season with the Tigers, appearing in 22 games with Detroit before he was optioned to Triple A Toledo for the remainder of the season on June 30.

- Compiled a 1.54 ERA (11.2IP/2ER) over an 11-outing stretch with the Tigers April 25-June 4.
- Established a career high with five strikeouts on April 25 at Texas.
- Worked three innings of relief on June 22 at New York's Citi Field against the Mets to establish a career high.
- Posted a 3.38 ERA (5.1IP/2ER) in his first seven appearances with Toledo July 2-19.
- Sidelined July 31-September 1 with left elbow impingement syndrome.

Opened his first season of professional baseball in the United States with Toledo in **2009** before he joined the Tigers for his first action at the major league level.

- Allowed 8.6 percent of inherited runners (3x35) to score, best among all American League relievers.
- Compiled a 0.57 ERA (15.2IP/1ER) over a 13-outing stretch with Toledo May 3-June 13.
- Did not allow a run over a 10-outing stretch May 14-June 13, tossing 9.1 scoreless innings.
- Had his contract purchased from Toledo by the Tigers on June 28.
- Made his major league debut on June 29 at Oakland, fanning three batters in 1.2 innings of relief -- became the first native of Taiwan to appear at the major league level for the Tigers.
- Posted a 1.59 ERA (11.1IP/2ER) over a 10-outing stretch July 23-August 16.
- Did not allow a run over a 13-outing stretch September 5-October 6, tossing 6.2 scoreless innings.
- Limited lefthanded batters to a .113 batting average (7x62)...righties hit .289 (13x45) with Ni on the mound.
- Opponents hit .143 (5x35) with runners in scoring position.

Completed his second season with the China Trust Whales in the Chinese Professional Baseball League in **2008**.



- Led the Chinese Professional Baseball League with 132 strikeouts.
- Pitched for Taiwan at the Summer Olympics held in Beijing, China -- compiled a 1-2 record, 4.09 ERA (11.0IP/5ER) and 11 strikeouts.

Finished third in the Chinese Professional Baseball League with 125 strikeouts for the China Trust Whales during the **2007** season, while he was eighth with a 3.53 ERA.

- Saw action with the Taiwan National Team during the Baseball World Cup -- finished 0-1 with a 2.84 ERA (6.1IP/2ER) and 10 strikeouts.

PERSONAL/MISCELLANEOUS

Resides in Pingtung County, Taiwan during the off-season.

- Graduated from National Pingtung Senior High School in **2001**.
- Attended National Chiayi University, graduating in **2005**.
- Became the second native of Taiwan to sign with the Tigers organization -- outfielder Chao-Ting Tang was the first native of Taiwan to sign with the organization, doing so as a non-drafted free agent on April 28, **2008**.
- Recommended/signed by Allen Lin, Kevin Hooker and Tom Moore for the Tigers.

FU-TE NI'S CAREER RECORD

Year	Club	W-L	ERA	G	GS	CG	SHO	SV	IP	H	AB	R	ER	HR	HB	BB	SO	WP	BK	AVG
2007	China Trust	7-12	3.53	44	14	1	1	4	122.1	111	—	56	48	15	6	35	125	—	—	—
2008	China Trust	5-12	3.34	25	21	3	0	0	145.1	170	—	71	54	9	3	32	132	—	—	—
2009	Toledo	3-0	2.60	24	0	0	0	0	34.2	31	129	10	10	4	0	9	32	2	0	.240
	DETROIT	0-0	2.61	36	0	0	0	0	31.0	20	107	9	9	3	1	11	21	2	0	.187
2010	Toledo	0-0	7.50	12	0	0	0	0	12.0	18	52	10	10	3	0	8	16	1	1	.346
	DETROIT	0-1	6.65	22	0	0	0	0	23.0	27	93	19	17	2	2	19	22	2	1	.290
MINOR LEAGUE TOTALS		3-0	3.86	36	0	0	0	0	46.2	49	181	20	20	7	0	17	48	3	1	.271
MAJOR LEAGUE TOTALS		0-1	4.33	58	0	0	0	0	54.0	47	200	28	26	5	3	30	43	4	1	.235
CPBL TOTALS		12-24	3.43	69	35	4	1	4	267.2	281	—	127	102	24	9	67	257	—	—	—

TRANSACTIONS

- Signed by the Tigers as a non-drafted free agent on January 7, 2009
- On disabled list, July 31-September 1, 2010 (left elbow impingement syndrome)

WORLD BASEBALL CLASSIC RECORD

Year	Club	W-L	ERA	G	GS	CG	SHO	SV	IP	H	AB	R	ER	HR	HB	BB	SO	WP	BK	AVG
2009	Chinese Taipei	0-0	6.75	1	0	0	0	0	1.1	3	7	1	1	1	0	0	2	0	0	.429

CAREER FIELDING

	G	TC	PO	A	E	DP	PCT
Pitcher	58	11	4	7	0	0	1.000

CAREER HIGHS

- Longest Winning Streak:** No major league wins
- Longest Losing Streak:** 1 - April 23, 2010
- Strikeouts:** 5 - April 25, 2010 at Texas
- Walks:** 4 - June 29, 2010 at Minnesota
- Innings (relief):** 3.0 - June 22, 2010 at New York Mets

TIGERS PICKING-OFF THE OPPOSITION

Frank Tanana is the Tigers all-time leader with 39 pitcher pick-offs since the statistic started being kept in 1974. Justin Thompson holds the club's single-season record with 12 pitcher pick-offs during the 1998 season. The following is a list of the top five pitchers in Tigers history in pitcher pick-offs:

Pitcher	Pick-offs
Frank Tanana	39
Mike Maroth	29
Justin Thompson	26
Justin Verlander	18
C.J. Nitkowski	13

Courtesy of STATS LLC



2011 TIGERS



ANDY OLIVER

Born: December 3, 1987	Opening Day Age: 23
Birthplace: Vermilion, OH	Residence: Vermilion, OH
Bats/Throws: L/L	Height/Weight: 6-3/210
Major League Service: 0.025	Signed Through: 2011
How Obtained: Selected by the Tigers in the second round of the June 2009 draft	

LEFTHANDED PITCHER - 43

CAREER HIGHLIGHTS

The 2011 season will mark Oliver's third season with the Tigers organization.

- Selected to participate in the Futures Game held prior to Major League Baseball's All-Star Game in 2010, but he was unable to participate due to his promotion to Detroit.

SEASON HIGHLIGHTS

Began the **2010** season with Double A Erie before he saw action with both Triple A Toledo and the Tigers.

- Selected to participate in the Futures Game held prior to Major League Baseball's All-Star Game in Anaheim, but he was unable to participate due to his promotion to the Tigers.
- Compiled a season-best four-game winning streak with Erie April 18-May 18.
- Fanned a season-high 10 batters on April 29 at Bowie.
- Finished 3-1 with a 2.36 ERA (34.1IP/9ER) in six starts during May.
- Had his contract purchased from Erie by the Tigers on June 25 -- third among all Eastern League pitchers with 70 strikeouts at the time of his promotion to Detroit.
- Made his major league debut on June 25 at Atlanta, taking the loss in the start as he allowed two runs in six innings.
- Suffered the loss in all four of his decisions with the Tigers before he was optioned to Toledo for the remainder of the season on July 19.
- Equaled a season high as he struck out 10 batters for the Mud Hens on August 24 versus Columbus.
- Posted a 2.61 ERA (38.0IP/11ER) in six starts for Toledo during August.
- Named the third-best prospect in the Tigers organization, the 13th-best prospect in the Eastern League and the 19th-best prospect in the International League following the season by *Baseball America*.

Detroit's second-round selection in the June draft, he did not pitch after agreeing to terms on August 17, **2009**.

- Named the fourth-best prospect in the Tigers organization following the season by *Baseball America*.
- Compiled a 1-1 record, 2.81 ERA (16.0IP/5ER) and 16 strikeouts in 11 outings with Peoria in the Arizona Fall League following the season.

PERSONAL/MISCELLANEOUS

Resides in Vermilion, OH during the off-season.

- Selected by the Minnesota Twins in the 17th round of the June **2006** draft out of Vermilion High School in Ohio, but he did not sign.
- Went 6-1 with a 5.52 ERA (44.0IP/27ER) and 42 strikeouts in 13 outings (11 starts) as a freshman at Oklahoma State University in **2007**.
- Appeared in nine games with Wareham in the Cape Cod League during the summer of **2007**, posting a 1-1 record, 1.41 ERA (44.2IP/7ER) and 54 strikeouts...named the 10th-best prospect in the Cape Cod League by *Baseball America*.
- An All-Big-12 Conference selection as a sophomore at Oklahoma State University in **2008** after posting a 7-2 record, 2.20 ERA (98.1IP/24ER) and 96 strikeouts in 15 appearances (14 starts).
- Saw action with Team USA during the summer of **2008**, finishing 2-0 with a 0.93 ERA (19.1IP/2ER) and 24 strikeouts.
- Compiled a 5-6 record, 5.30 ERA (88.1IP/52ER) and 97 strikeouts in 17 games (16 starts) during his junior season at Oklahoma State University in **2009**.
- Participated in the Tigers Winter Caravan.
- Recommended/signed by Chris Wimmer for the Tigers.



ANDREW ALLEN OLIVER'S CAREER RECORD

Year	Club	W-L	ERA	G	GS	CG	SHO	SV	IP	H	AB	R	ER	HR	HB	BB	SO	WP	BK	AVG
2010	Erie	6-4	3.61	14	14	0	0	0	77.1	74	293	35	31	7	1	25	70	6	0	.253
	Toledo	3-4	3.23	9	9	0	0	0	53.0	43	190	23	19	6	1	25	49	1	0	.226
	DETROIT	0-4	7.36	5	5	0	0	0	22.0	26	84	22	18	3	2	13	18	3	0	.310
MINOR LEAGUE TOTALS		9-8	3.45	23	23	0	0	0	130.1	117	483	58	50	13	2	50	119	7	0	.242
MAJOR LEAGUE TOTALS		0-4	7.36	5	5	0	0	0	22.0	26	84	22	18	3	2	13	18	3	0	.310

TRANSACTIONS

- Selected by Minnesota in the 17th round of the June 2006 draft
- Selected by the Tigers in the second round of the June 2009 draft

MAJOR LEAGUE HITTING RECORD

	AVG	AB	R	H	2B	3B	HR	RBI	SH	SF	HBP	BB	SO
2010	.000	2	0	0	0	0	0	0	0	0	0	0	1
Career	.000	2	0	0	0	0	0	0	0	0	0	0	1

CAREER FIELDING

	G	TC	PO	A	E	DP	PCT
Pitcher	5	3	0	2	1	0	.667

CAREER HIGHS

- Longest Winning Streak:** No major league wins
- Longest Losing Streak:** 4 - June 25-July 18, 2010
- Strikeouts:** 6 - June 30, 2010 at Minnesota
- Walks:** 5 - July 18, 2010 at Cleveland
- Innings (starter):** 6.0 (twice) - last, June 30, 2010 at Minnesota
- Low-Hit Game:** 5 - June 25, 2010 at Atlanta (6.0IP)



LESTER OLIVEROS

Born: May 28, 1988
Birthplace: Maracay, VZ
Bats/Throws: R/R
Major League Service: 0.000
How Obtained: Signed by the Tigers as a non-drafted free agent on October 25, 2005
Opening Day Age: 22
Residence: Maracay, VZ
Height/Weight: 6-0/226
Signed Through: 2011

RIGHTHANDED PITCHER - 44

SEASON HIGHLIGHTS

Topped all Tigers minor league pitchers as he combined for 23 saves between Single A Lakeland and Double A Erie during the **2010** season.

- Assigned to Lakeland to begin the season -- sidelined both April 21-May 1 and May 7-23 with right biceps tendinitis.
- Compiled a 0.87 ERA (10.1IP/1ER) and 14 strikeouts over his final 10 outings with Lakeland May 26-June 24.
- Had his contract transferred from Lakeland to Erie on June 26.
- Posted a 1.29 ERA (14.0IP/2ER) and 25 strikeouts over a 13-outing stretch July 24-August 22.
- Named the 17th-best prospect in the Tigers organization following the season by *Baseball America*.
- Saw action in 16 games with Anzoategui in the Venezuelan Winter League following the season, posting a 2-1 record, 3.86 ERA (25.2IP/11ER) and 20 strikeouts.

Spent the majority of the **2009** season with Lakeland.

- Compiled a 1.86 ERA (9.2IP/2ER) in seven outings during April.
- Finished 2-1 with a 2.08 ERA (13.0IP/3ER) and 15 strikeouts in eight appearances during June.
- Fanned a season-high five batters on July 16 versus Dunedin -- equaled the high with five strikeouts on July 28 versus Palm Beach.
- Posted a 1-1 record, 0.66 ERA (13.2IP/1ER) and 13 strikeouts in eight outings during August.
- Had his contract transferred from Lakeland to Triple A Toledo on September 3 -- saw action in one game with Toledo.
- Finished 0-1 with a 5.75 ERA (20.1IP/13ER) and 19 strikeouts in 16 outings with Anzoategui in the Venezuelan Winter League following the season.



2011 TIGERS

Assigned to Single A Oneonta to begin the **2008** season.

- Compiled a 0.54 ERA (16.2IP/1ER) and 29 strikeouts over his final 11 outings with Oneonta June 28-August 11.
- Fanned a season-high five batters on July 6 versus State College -- equaled the high with five strikeouts on July 31 at Aberdeen.
- Had his contract transferred from Oneonta to Lakeland on August 13.

Led the Venezuelan Summer League with 19 saves for the Venezuelan Summer League Tigers in **2007**, while he tied for third with 27 appearances.

- Topped all Venezuelan Summer League relievers with 13.85 strikeouts per nine innings, while he was second with 9.86 baserunners per nine innings and fourth with a .181 batting average against.
- Did not allow a run in 13 straight outings June 16-July 21, fanning 25 batters in 15.1 scoreless innings.
- Struck out a season-high six batters on July 9 at the Venezuelan Summer League Devil Rays/Reds.
- Appeared in four games with Anzoategui in the Venezuelan Winter League following the season, tossing four scoreless innings of relief.

Made his professional debut with the Venezuelan Summer League Tigers in **2006**.

- Fourth among all Venezuelan Summer League relievers with a .188 batting average against.
- Fanned a season-high six batters on July 24 at the Venezuelan Summer League Reds.

Signed by the Tigers as a non-drafted free agent on October 25, **2005**.

PERSONAL/MISCELLANEOUS

Resides in Maracay, VZ during the off-season.

- Recommended/signed by Ramon Pena for the Tigers.

LESTER JESUS OLIVEROS' CAREER RECORD

Year	Club	W-L	ERA	G	GS	CG	SHO	SV	IP	H	AB	R	ER	HR	HB	BB	SO	WP	BK	AVG
2006	VSL Tigers	1-3	2.72	20	2	0	0	4	39.2	29	150	16	12	2	7	20	46	4	1	.193
2007	VSL Tigers	2-0	1.41	27	0	0	0	19	38.1	25	138	6	6	0	4	13	59	4	2	.181
2008	Oneonta	1-2	1.74	15	0	0	0	4	20.2	15	76	4	4	1	0	6	34	0	0	.197
	Lakeland	1-1	4.22	5	0	0	0	0	10.2	12	41	8	5	0	4	9	3	0	0	.293
2009	Lakeland	4-2	4.17	34	0	0	0	2	54.0	53	213	27	25	5	4	16	58	2	1	.249
	Toledo	0-0	0.00	1	0	0	0	0	2.0	2	8	0	0	0	0	1	3	0	0	.250
2010	Lakeland	0-1	1.89	20	0	0	0	9	19.0	13	67	5	4	0	2	6	24	2	0	.194
	Erie	1-2	4.97	24	0	0	0	14	25.1	20	92	14	14	3	2	21	36	0	1	.217
MINOR LEAGUE TOTALS		10-11	3.00	146	2	0	0	52	209.2	169	785	80	70	11	23	92	263	12	5	.215

TRANSACTIONS

- Signed by the Tigers as a non-drafted free agent on October 25, 2005
- On disabled list, April 21-May 1, 2010 (right biceps tendinitis)
- On disabled list, May 7-23, 2010 (right biceps tendinitis)



MAGGLIO ORDONEZ

Born: January 28, 1974
Birthplace: Caracas, VZ
Bats/Throws: R/R
Major League Service: 13.032
How Obtained: Signed by the Tigers as a free agent on February 7, 2005

Opening Day Age: 37
Residence: Fort Lauderdale, FL
Height/Weight: 6-0/215
Signed Through: 2011

OUTFIELDER - 30

CAREER HIGHLIGHTS

The 2011 season will mark Ordonez's seventh season with the Tigers...agreed to terms on a one-year contract for the 2011 season with the club on December 17, 2010.

- Six-time American League all-star selection with the Chicago White Sox (1999-2001, 2003) and Tigers (2006-07).
- Won three American League Silver Slugger Awards with the White Sox (2000, 2002) and Tigers (2007).
- Earned American League Player of the Month honors twice during his career (July of 2003 and August of 2007).
- Selected American League Player of the Week eight times during his career.



- Second among all major league players from Venezuela with a .312 batting average and 289 home runs, while he is third with 1,204 RBI.
- Third among all American League players with a .318 batting average since the start of the 2005 season.
- Captured the American League batting title with a .363 batting average for the Tigers in 2007.
- Played for Venezuela during the World Baseball Classic in 2006 and 2009.
- Belted a walk-off, three-run home run in Game Four of the American League Championship Series on October 14, 2006 versus Oakland, becoming the eighth player in major league history to hit a home run to end a post-season series.

SEASON HIGHLIGHTS

Limited to 84 games in his sixth season with the Tigers in **2010** before landing on the disabled list for the remainder of the season on July 25 with a right ankle fracture.

- Doubled in the first inning off Zack Greinke on April 5 at Kansas City -- marked the 400th double of his career.
- Posted multiple hits in each of his first four games of the season April 5-9 -- marked the longest such streak by a Tigers player to begin the season since Chris Shelton recorded five multi-hit games to open the 2006 season.
- Collected the 2,000th hit of his career on April 29 versus Minnesota, a single in the fourth inning off Carl Pavano.
- Compiled a season-high 10-game hitting streak June 2-20, batting .442 (19x43) with five doubles, a triple, three home runs and 15 RBI.
- Drove in a season-high five runs on June 3 versus Cleveland.
- Equaled a career high with four hits on June 15 versus Washington.
- Underwent a surgical procedure to stabilize his right ankle fracture on August 25, a procedure performed by Dr. Phillip Kwong of the Kerlan-Jobe Clinic in Los Angeles.
- Hit .371 (26x70) against lefthanded pitchers...batted .285 (72x253) with righties on the mound.
- Batted .324 (59x182) in 47 games at Comerica Park...hit .277 (39x141) in 37 games on the road.

Completed his fifth season with the Tigers in **2009**, hitting .310 in 131 games -- became the first Tigers player to hit .300-or-better in three straight seasons since Harvey Kuenn did so in four straight seasons (1953-56).

- Collected 17 straight singles to open the season, matching the longest such streak by a Tigers player since at least 1954 -- John Knox collected 17 straight singles for the Tigers to open the 1974 season.
- Compiled a season-high 16-game hitting streak May 8-30, batting .381 (24x63) with seven doubles and seven RBI.
- On the bereavement list May 18-22 as he left the club to be with his wife as she underwent surgery.
- Hit .315 (28x89) with seven doubles and 10 RBI in 23 games during May.
- Connected for a two-run home run on June 25 versus the Chicago Cubs, his first home run since April 27 versus the New York Yankees -- snapped a stretch of 150 at-bats without a home run.
- Connected for his seventh career grand slam on July 21 versus Seattle -- collected a season-high four RBI.
- Batted .392 (20x51) over a 14-game stretch July 31-August 19.
- Hit .348 (24x69) with three doubles, two triples, two home runs and seven RBI in 22 games during August -- ninth in the American League with a .348 batting average during the month.
- Posted a 13-game hitting streak September 19-October 6, batting .490 (24x49).
- Led the American League with a .410 batting average (32x78) in 23 games during September.
- Equaled a career high with four hits on October 4 versus the Chicago White Sox.
- Batted .352 (51x145) against lefthanded pitchers -- fourth in the American League with a .352 batting average versus lefties...hit .291 (93x320) with righties on the mound.
- Batted .329 (70x213) in 61 games at home -- 10th in the American League with a .329 batting average at home...hit .294 (74x252) in 70 games on the road.
- Hit .260 (69x265) in 71 games prior to the all-star break...batted .375 (75x200) in 60 games following the all-star break -- tops among all American League players with a .375 batting average following the all-star break.

Collected 103 RBI in his fourth season with the Tigers in **2008**, marking the third straight season he has driven in 100-or-more runs for the club -- is the first Tigers player to drive in 100-or-more runs in three straight seasons since Cecil Fielder did so in four straight seasons (1990-93).

- Finished fifth in the American League with a .317 batting average, while he tied for eighth with 103 RBI and finished 10th with a .376 on-base percentage...tied for the league lead with 27 grounded into double plays.
- Collected the 1,000th RBI of his career on April 22 versus Texas, belting a solo home run in the third inning -- became the second native of Venezuela to reach the plateau, joining Andres Galarraga...Bobby Abreu became the third native of Venezuela to reach the plateau, collecting his 1,000th RBI on April 24 at Chicago's U.S. Cellular Field against the White Sox.
- Equaled a career high with two home runs on April 24 versus Texas -- matched the high with two home runs on May 24 versus Minnesota.



2011 TIGERS

- Tabbed the Tigers Player of the Month for April after hitting .296 (29x98) with six doubles, five home runs and 19 RBI in 27 games -- tied for seventh in the American League with 19 RBI during the month, while he tied for eighth with five home runs.
- Drove in six runs on May 24 versus Minnesota, matching a career high.
- Shared American League Player of the Week honors for May 19-25 with Boston's Jon Lester -- he hit .478 (11x23) in six games during the week, scoring seven runs and collecting four doubles, three home runs and nine RBI.
- Earned Tigers Player of the Month honors for the second straight month in May -- batted .350 (36x103) with 17 runs scored, eight doubles, four home runs and 16 RBI...sixth in the American League with a .350 batting average during the month.
- Sidelined June 29-July 17 with a pulled oblique -- appeared in one game with Single A West Michigan during an injury rehab assignment, collecting one hit.
- Hit safely in 11 of his first 12 games following his return from the disabled list July 17-30 -- batted .393 (22x56) with three doubles, two home runs and 12 RBI during that stretch.
- Drove in a run in seven straight games July 19-27, collecting 11 RBI.
- Collected three hits in four straight games July 22-26 -- marked the first time a Tigers player collected three-or-more hits in four straight games since Willie Horton did so May 12-15, 1965.
- Compiled a season-high 14-game hitting streak August 1-15, batting .316 (18x57).
- Posted a 13-game hitting streak August 26-September 8, batting .469 (23x49) with seven doubles, a triple, four home runs and 14 RBI.
- Earned Tigers Player of the Month honors for September after hitting .354 (34x96) with 15 runs scored, six doubles, a triple, five home runs and 25 RBI in 26 games -- led the American League with 25 RBI during the month, while he tied for third with 34 hits.
- Hit .328 (45x137) against lefthanded pitchers -- fifth-best in the American League...batted .314 (133x424) with righties on the mound.
- Batted .350 (96x274) in 73 games at Comerica Park -- third-best in the American League...hit .286 (82x287) in 73 games on the road.

Captured the American League's batting title with a .363 batting average for the Tigers during the 2007 season -- became the ninth Tigers player to lead the American League in hitting, the first since Norm Cash batted .361 in 1961... his .363 batting average was the highest by a Tigers player since Charlie Gehringer batted .371 in 1937.

- Unanimously tabbed the Tiger of the Year by Detroit's chapter of the BBWAA...finished second in the American League Most Valuable Player balloting.
- Led the American League with 54 doubles, while he finished second with 216 hits, 354 total bases, 139 RBI and a .434 on-base percentage, third with an RBI once every 4.3 at-bats, fourth with 82 extra-base hits and a .595 slugging percentage, tied for fourth with 61 multi-hit games, fifth with 117 runs scored and tied for seventh with 28 home runs.
- Collected 216 hits, becoming the first Tigers player to finish with at least 200 hits in a season since Alan Trammell did so with 205 hits in 1987 -- most hits by a Tigers player since George Kell collected 218 in 1950.
- His 54 doubles were the most by a Tigers player since George Kell finished the 1950 season with 56 doubles.
- Finished with 139 RBI to become the first Tigers player with back-to-back 100-or-more RBI seasons since Dean Palmer in 1999 and 2000 -- his RBI were the most by a Tigers player since Rocky Colavito drove in 140 runs during the 1961 season.
- Elected to start in the outfield for the American League's all-star squad, marking his sixth career selection and the first time he was voted to start by the fans -- became the first Tigers outfielder to start for the American League since Chet Lemon in 1984.
- Named to *The Sporting News'* American League all-star squad following the season.
- Won his third Silver Slugger Award -- became the first Tigers outfielder to earn the award.
- Tabbed the third-best hitter in the American League by *Baseball America*.
- Received the Buck Leonard Award from the Negro Leagues Baseball Museum for capturing the American League's batting title.
- Did not commit an error in his final 140 games in the outfield April 7-September 30.
- Drove in at least one run in eight straight games April 16-25, collecting 15 RBI -- at the time, it was the longest such streak by a Tigers player since Willie Horton collected at least one RBI in 10 straight games April 18-May 1, 1976.
- Collected his 300th career double off of Minnesota's Carlos Silva on April 28.
- Tabbed the American League Player of the Week for April 23-29 after hitting .571 (12x21) with seven runs scored, five doubles, two home runs and 11 RBI in six games -- seventh time he earned the honor during his career.
- Selected Tigers Player of the Month for April -- hit .344 (31x90) with 20 runs scored, 13 doubles, four home runs and 26 RBI in 24 games...tied for the American League lead with 13 doubles during the month, while he finished second



with 26 RBI, third with 17 extra-base hits, tied for third with 56 total bases, fifth with 20 runs scored, tied for sixth with 31 hits and a .434 on-base percentage, seventh with a .344 batting average and eighth with a .622 slugging percentage.

- Became just the fifth player in franchise history to collect 13 doubles in a month since at least 1957, joining Harvey Kuenn (June 1959), Alan Trammell (August 1990), Junior Felix (June 1994) and Damion Easley (July 1998)...finished with 13 doubles in May as well, becoming the first Tigers player to accomplish the feat twice since at least 1957.
- Compiled a 12-game hitting streak May 17-29, batting .429 (21x49) with 15 runs scored, seven doubles, four home runs and 11 RBI.
- Connected for two home runs on May 23 versus the Los Angeles Angels of Anaheim to match a career best -- equaled the high with two home runs on August 12 versus Oakland...belted both of his home runs on August 12 off Oakland's Dallas Braden in the second inning to become just the second player in Tigers history to homer twice in the same inning (joined Al Kaline, who accomplished the feat on April 17, 1955 versus Kansas City).
- Collected four hits on May 24 versus the Los Angeles Angels of Anaheim to equal a career high -- matched the high with four hits on June 2 at Cleveland, August 24 versus the New York Yankees, August 28 at Kansas City, September 10 versus Toronto and September 22 versus Kansas City.
- Batted .346 (37x107) with 24 runs scored, 13 doubles, eight home runs and 23 RBI in 28 games during May to earn Tigers Player of the Month honors -- led the American League with 21 extra-base hits during the month, while he tied for the lead with 13 doubles, finished second with 74 total bases and a .692 slugging percentage, tied for third with eight home runs, tied for fourth with 24 runs scored, tied for seventh with 23 RBI and tied for eighth with 37 hits.
- Posted a 15-game hitting streak June 13-29, batting .429 (24x56) with 12 runs scored, four doubles and 12 RBI.
- Selected the Tigers Player of the Month for the third straight month in June after hitting .421 (40x95) with 21 runs scored, eight doubles, a home run and 19 RBI in 25 games -- tied for the lead in the American League with a .500 on-base percentage during the month, while he was third with a .421 batting average, fourth with 40 hits, tied for seventh with eight doubles, tied for eighth with 21 runs scored and tied for 11th with 19 RBI.
- Tied for 11th in the American League with 20 RBI during July -- hit .278 (27x97) in 26 games during the month.
- Collected a season-high four RBI on August 12 versus Oakland -- equaled the high with four RBI on August 14 at Cleveland.
- Tabbed both the American League Player of the Month and the Tigers Player of the Month for August -- first Tigers player to earn the league honor since Ivan Rodriguez did so in June of 2004...hit .393 (46x117) with 24 runs scored, five doubles, 10 home runs and 31 RBI in 29 games during the month...led the American League with 31 RBI during August, while he tied for the lead with 10 home runs, finished second with 46 hits, third with a .393 batting average and .692 slugging percentage, tied for third with 24 runs scored and sixth with a .445 on-base percentage...the 31 RBI established a monthly career high, while it marked the second time he connected for 10 home runs in a month (also, July of 2002).
- Batted .393 (35x89) with 16 runs scored, 11 doubles, two home runs and 20 RBI in 25 games during September to earn Tigers Player of the Month honors -- third in the American League with 11 doubles during the month, while he was sixth with a .466 on-base percentage, seventh with a .393 batting average and tied for ninth with 35 hits.
- Hit .367 (115x313) in 83 games prior to the all-star break -- led the American League with a .367 batting average, 35 doubles and a .446 on-base percentage prior to the break, while he was second with 189 total bases, third with 48 extra-base hits and a .604 slugging percentage, tied for third with 115 hits and fourth with 70 runs scored and 70 RBI ...batted .358 (101x282) in 74 games following the all-star break -- second in the league with 101 hits after the break, while he tied for second with 69 RBI and tied for seventh with 15 home runs.
- Batted .429 (82x191) with runners in scoring position, tops in the American League -- marked the highest batting average with runners in scoring position by a Tigers player since at least 1974.
- Hit .391 (117x299) with runners on base, tops in the American League.
- Led the American League with a .410 batting average (50x122), .500 on-base percentage and .713 slugging percentage against lefthanded pitching...second in the league with a .351 batting average (166x473) against righties, while he was fifth with a .415 on-base percentage and .564 slugging percentage.
- Batted .389 (110x283) in 77 games at home, second-best in the American League -- marked the highest batting average by a Tigers player at home since at least 1957...fourth in the league with a .340 batting average (106x312) in 80 games on the road.
- Third among all league outfielders with a .996 fielding percentage.

Selected to the American League's all-star squad for the fifth time in his career during his second season with the Tigers in **2006**.

- Led the Tigers with 104 RBI, becoming the first Tigers player with 100-or-more RBI in a season since Bobby Higginson and Dean Palmer both finished with 102 RBI in 2000.



2011 TIGERS

- Matched a career best with two home runs on April 6 at Texas -- equaled the high two other times during the season: June 20 at Milwaukee and September 18 at Chicago's U.S. Cellular Field against the White Sox.
- Connected for his 200th career home run off Francisco Liriano on April 29 versus Minnesota.
- Selected the Tigers Player of the Month for May after hitting .320 (33x103) with 16 runs scored, five doubles, seven home runs and 21 RBI -- tied for ninth in the American League with seven home runs and 21 RBI during the month.
- Tied for fourth in the league with 23 RBI during June -- batted .316 (31x98) with five doubles and three home runs in 26 games during the month.
- Belted a solo home run on August 16 at Boston, snapping the longest homerless streak of his major league career at 119 at-bats.
- Hit safely in 11 of his 12 games September 2-15, batting .391 (18x46) with three doubles, two home runs and 10 RBI.
- In 83 games prior to the all-star break, he hit .312 (100x321) with 16 home runs...batted .283 (77x272) with eight home runs in 72 games following the all-star break.
- Belted a walk-off, three-run home run in Game Four of the American League Championship Series versus Oakland, becoming the eighth player in major league history to hit a home run to end a post-season series...matched a club league championship series record with four RBI in the game, while he established a record with two home runs.
- Finished with three home runs during the playoffs, tied for third-most in franchise history in a single post-season.

Missed half of his first season with the Tigers following surgery to repair a sports hernia on April 27, **2005**, a procedure performed by Dr. Bill Meyers in Philadelphia.

- Limited to action in three games before landing on the disabled list with a hernia on April 13.
- Assigned to Triple A Toledo on a rehab assignment on June 27 -- batted .214 (3x14) in four games.
- Reinstated from the disabled list on July 1.
- Established a career best with a 20-game hitting streak July 5-27, batting .410 (32x78) with 13 runs scored, nine doubles, two home runs and 16 RBI.
- Did not commit an error over his final 61 games in the outfield July 22-October 1, a stretch of 111 total chances.
- Hit .343 (36x105) with 16 runs scored, 10 doubles, four home runs and 22 RBI in 27 games during July -- tied for fourth in the American League with 10 doubles during the month, while he tied for eighth with 36 hits and 22 RBI and finished 11th with a .343 batting average.
- Over an 18-game stretch August 14-September 4, he hit .388 (26x67) with 12 runs scored, five doubles, a home run and 10 RBI.
- In 25 games during August, he batted .323 (30x93) with 17 runs scored, five doubles, three home runs and 18 RBI.
- In 12 games prior to the all-star break, he batted .196 (9x46)...hit .320 (83x259) in 70 games following the all-star break -- ninth-best in the American League.
- Batted .371 (26x70) with runners in scoring position.

Limited to 52 games for the Chicago White Sox in **2004** due to two stints on the disabled list with a left knee injury.

- Selected the American League's Player of the Week for April 5-11...batted .360 (9x25) with four runs scored, two doubles, three home runs and 10 RBI in six games.
- Drove in a season-high five runs on April 9 at Yankee Stadium against New York -- matched the high with five RBI on May 11 versus Baltimore.
- Equaled a career best with four hits on May 11 versus Baltimore.
- Suffered a bruised left knee in an outfield collision with Willie Harris on May 19 at Cleveland -- missed one game before returning to the lineup on May 21 at Minnesota.
- Landed on the disabled list on May 26 with left knee inflammation -- underwent surgery on June 5 at Rush University Medical Center to repair a torn meniscus.
- Returned to action on July 9 -- managed a .200 batting average (7x35) in 10 games before heading back to the disabled list for the remainder of the season on July 22 with bone marrow edema in his left knee.

Finished fifth in the American League with a .317 batting average for the White Sox during the **2003** season, earning his fourth selection to the league's all-star team.

- Named to *The Sporting News*' all-star squad and *Baseball America*'s second-team all-star squad following the season.
- Fourth in the league with 46 doubles, tied for seventh with 78 extra-base hits, eighth with 192 hits, tied for eighth with 160 games played, ninth with a .546 slugging percentage and 10th with 331 total bases.
- His 46 doubles tied Frank Thomas for the third-highest total in White Sox history...marked a club-record third straight season with at least 40 doubles.
- His 78 extra-base hits marked the fourth-highest total in White Sox history, while the 331 total bases were sixth-most in franchise history during a single season.
- Recorded an 18-game hitting streak April 3-22, batting .310 (22x71) with five doubles, three home runs and 14 RBI.



- Equaled a career high with two home runs on April 26 versus Minnesota -- also belted two home runs on June 30 versus Minnesota and August 26 at Yankee Stadium against New York.
- Tallied the 200th double of his major league career on June 15 versus San Diego.
- Registered the 1,000th hit of his major league career on June 30 versus Minnesota.
- Collected four hits on July 24 at Toronto, matching his career high.
- Selected the American League Player of the Month for July -- hit .429 (45x105) with 22 runs scored, 13 doubles, a triple, seven home runs and 24 RBI in 26 games during the month...his .429 batting average was the fifth-highest monthly mark in White Sox history, while his 45 hits tied for second most in a single month in club history.
- In 29 games during August, he batted .315 (34x108) with 18 runs scored, nine doubles, four home runs and 12 RBI.
- Hit .295 (102x346) in 92 games prior to the all-star break...batted .346 (90x260) in 68 games after the all-star break -- led the American League in batting average following the break.
- Played for Oriente in the Venezuelan Winter League playoffs following the season, hitting .467 (14x30) with seven doubles, four home runs and nine RBI in nine games.

Established career highs with a .320 batting average, 116 runs scored, 352 total bases, 47 doubles, 38 home runs and 135 RBI for the White Sox in **2002**.

- Second in the American League in RBI, third in total bases, tied for third in extra-base hits (86), fourth in doubles, fifth in batting average and slugging percentage (.597), sixth in runs scored and home runs and eighth in hits (189).
- Won his second Silver Slugger Award.
- Second in White Sox single-season history with his 47 doubles, third with 86 extra-base hits and 352 total bases, fourth with 135 RBI and tied for sixth with 38 home runs.
- Became the first White Sox player in club history to hit over .300 with 40 doubles, 30 home runs and 100 RBI in consecutive seasons.
- Tabbed the American League Player of the Week three times during the season: May 6-12, August 5-11 and September 16-22 -- only three-time winner of the award in the American League during the season.
- Batted .343 (35x102) with 24 runs scored, 10 doubles, six home runs and 20 RBI in 25 games during April.
- Equaled a career best with four hits on May 21 at Boston, June 25 at Minnesota and July 20 at Baltimore.
- Matched his career high with six RBI on June 9 against Montreal.
- Belted two home runs on July 2 versus Detroit, July 16 at Cleveland, July 27 versus Kansas City, August 28 versus Toronto and September 21 versus Minnesota to equal a career high.
- In 26 games during July, he hit .337 (33x98) with 20 runs scored, three doubles, 10 home runs and 25 RBI.
- Posted a 17-game hitting streak August 2-21, batting .377 (26x69) with 13 runs scored, nine doubles, six home runs and 16 RBI.
- Batted .370 (30x81) over his final 20 games of the season September 5-28, scoring 21 runs and collecting seven doubles, seven home runs and 26 RBI.
- After the all-star break, he batted .338 (93x275) with 23 home runs, 68 RBI and a .662 slugging percentage -- third in the league in slugging percentage after the all-star break, while he was fourth in batting average, home runs and RBI.

Selected to the American League's all-star squad for the third time in his career with the White Sox in **2001**.

- According to the Elias Sports Bureau, he became just the seventh player in major league history (first in the American League) to hit .300 with 40 doubles, 30 home runs, 100 RBI and 25 stolen bases -- joined Vladimir Guerrero (2001), Chipper Jones (1999), Barry Bonds (1998), Larry Walker (1997), Ellis Burks (1996) and Willie Mays (1959).
- Joined Tommy Agee and Ray Durham as the only players in White Sox history to hit 20 home runs and steal 20 bases during a single season.
- Tied for sixth in the American League with 40 doubles, tied for seventh with 160 games played, ninth with 181 hits and tied for ninth with 53 multi-hit games.
- Fanned once every 9.6 plate appearances, 10th-best in the league.
- Homered twice on May 10 versus Anaheim and August 8 at Anaheim to match a career high.
- Tenth in the league with 23 RBI during May -- hit .266 (25x94) with six doubles and six home runs in 27 games during the month.
- Equaled a career best with four hits on June 7 at Kansas City.
- Named the American League Player of the Week for June 11-17 after batting .450 (9x20) with nine runs scored, a double, five home runs and eight RBI in six games.
- Swiped a career-high three bases on June 23 at Baltimore.
- Seventh in the league with a .373 batting average (38x102) in 27 games during June...scored 19 runs and collected five doubles, eight home runs and 18 RBI during the month.
- Singled and homered at the all-star game in Seattle on July 10...his home run off Jon Lieber followed a solo shot by Derek Jeter, marking the fifth time teammates belted back-to-back home runs in all-star game history.



2011 TIGERS

- Agreed to terms on a three-year contract extension with the White Sox on July 28.
- Belted the 100th home run of his career on August 7 at Anaheim, the 585th game of his career -- second-fastest player in White Sox history to reach that milestone (Frank Thomas, 505 games).
- Combined to hit .349 (37x106) with 21 runs scored, 10 doubles, five home runs and 28 RBI in 29 games between September and October.

Finished seventh in the American League with 126 RBI for the White Sox in **2000**.

- Selected to the American League's all-star squad for the second straight season -- became the first White Sox outfielder named to the squad in consecutive seasons since Harold Baines (1986-87).
- Named to *The Sporting News'* all-star team following the season.
- Received his first Silver Slugger Award.
- Led the American League with 15 sacrifice flies, while he finished eighth by fanning once every 10.3 plate appearances.
- Tied for third among league outfielders with 12 assists.
- Combined with Frank Thomas (143) to drive in 269 runs, breaking the White Sox club record of 266 set by Zeke Bonura (138) and Luke Appling (128) in 1936.
- One of a franchise-record five players to score at least 100 runs, joining Ray Durham (121), Frank Thomas (115), Jose Valentin (107) and Carlos Lee (107).
- Ejected for participating in a bench-clearing brawl on April 22 versus Detroit -- suspended for five games by Major League Baseball for his role in the fight.
- In 22 games during May, he hit .301 (25x83) with five doubles, six home runs and 18 RBI.
- Posted a 14-game hitting streak June 9-22, batting .382 (21x55) with 12 runs scored, five doubles, a triple, four home runs and 18 RBI.
- Equaled a career high with four hits on June 28 versus Minnesota, July 16 versus Milwaukee, August 9 versus Seattle and August 12 at Tampa Bay.
- Tabbed the American League Player of the Week for June 26-July 2...in five games during the week, he batted .588 (10x17) with seven runs scored, two doubles, three home runs and eight RBI.
- Fourth in the league with a .404 batting average (40x99) and 29 RBI during June...in 27 games, he scored 22 runs and collected eight doubles, two triples and seven home runs.
- Belted two home runs on four occasions to match a career best: July 2 versus Boston, July 16 versus Milwaukee, September 7 versus Texas and September 12 versus Detroit.
- Established a career high with six RBI on July 16 against Milwaukee.
- Hit .313 (31x99) with 19 runs scored, five doubles, seven home runs and 24 RBI in 24 games during July.

Became just the third player in White Sox history to record 100 runs scored, 30 home runs and 100 RBI during a single season in **1999**.

- Selected to the American League's all-star squad for the first time in his career.
- Seventh in the league with 624 at-bats and 57 multi-hit games...fanned once every 10.6 plate appearances, 10th-best in the league.
- Seventh among league outfielders with 12 assists.
- Established a career high with two home runs on April 28 versus Tampa Bay -- matched the high with two home runs versus the New York Yankees on July 27.
- Collected four hits twice during the season to match a career best: June 5 versus Pittsburgh and September 25 at Minnesota.
- Tied for fourth in the league with a .373 batting average (41x110) in 28 games during June...scored 24 runs and collected five doubles, a triple, nine home runs and 24 RBI.
- Belted seven home runs and drove in 22 runs during July, batting .270 (30x111) in 27 games.
- Batted .319 (29x91) with 17 runs scored, five doubles, three home runs and 13 RBI in 26 games during September.

Named to the TOPPS Rookie All-Star team with the White Sox during the **1998** season.

- Finished fifth in the American League Rookie of the Year balloting.
- Led all American League rookie outfielders with 10 assists.
- Established a career high with four hits on May 3 at Anaheim -- matched the high with four hits on August 2 at Texas.
- Hit .315 (29x92) with nine runs scored, three doubles, three home runs and 20 RBI in 24 games during June.
- Competed in the MCI All-Star Hitting Challenge on July 6 at Coors Field, hitting four home runs.
- In 28 games during August, he batted .333 (33x99) with 13 runs scored, seven doubles, a triple, two home runs and 15 RBI.
- Named the 56th-best prospect in baseball prior to the season by *Baseball America*.
- Hit .322 (47x146) with 32 runs scored, three doubles, seven home runs, 38 RBI and 13 stolen bases for Oriente in the



Venezuelan Winter League following the season -- fourth in the league with a .322 batting average.

Named the American Association's Most Valuable Player and Rookie of the Year with Triple A Nashville in **1997**, before he received his first major league action after having his contract purchased by the White Sox on August 28.

- Selected to *Baseball America's* Triple A all-star squad and the American Association's all-star squad.
- Led the American Association with a .329 batting average, 172 hits and 249 total bases...second in the league with 90 RBI, third with 523 at-bats and fourth with 135 games played.
- Was the recipient of Nashville's Charles W. Lubin Award.
- Named the best batting prospect in the American Association by *Baseball America*.
- Tabbed the White Sox Minor League Player of the Month for April after hitting .330 with 10 doubles, three home runs and 16 RBI.
- Batted .380 during May.
- Made his major league debut on August 29 versus Houston, starting in right field -- singled off Ramon Garcia in his first at-bat for his first major league hit.
- Belted his first major league home run off Houston's Jose Lima on August 30.
- Named the third-best prospect in the White Sox organization and sixth-best prospect in the American Association following the season by *Baseball America*.
- Selected to *Baseball America's* Winter League all-star squad following the season...hit .305 (78x256) with 36 runs scored, 17 doubles, 16 home runs, 56 RBI and 14 stolen bases for Oriente in the Venezuelan Winter League...batted .316 (6x19) with two doubles, two home runs and three RBI during the Caribbean World Series to earn all-tournament team honors.

Second in the Southern League with 41 doubles for Double A Birmingham in **1996**.

- Finished fourth in the league with 59 extra-base hits.
- Blasted two home runs, including a grand slam, on May 6 at Jacksonville.
- Compiled a 75-game errorless streak June 4-August 28.
- Following the season, he was named the Most Valuable Player of the Venezuelan Winter League after batting .295 (57x193) with 12 doubles, seven home runs and 32 RBI in 51 games for Oriente -- topped the league with 57 hits, seven home runs and 32 RBI.

Tabbed a Carolina League all-star for Single A Prince William in **1995**.

- Third in the league with 131 games played and fifth with 487 at-bats.
- Drilled a grand slam on August 17 at Kinston.
- Hit .271 (55x203) with 32 runs scored, 13 doubles, two triples, four home runs, 29 RBI and nine stolen bases for Oriente in the Venezuelan Winter League following the season.

Eighth in the South Atlantic League with a .294 batting average for Single A Hickory in **1994**.

- Named to the South Atlantic League all-star squad.
- Belted a grand slam on August 22 versus Asheville.

Batted .216 in 84 games for Hickory in **1993**.

Played in 38 games with the Gulf Coast League White Sox during the **1992** season.

- Second on his club with 10 doubles.

Made his professional debut with the Dominican Summer League White Sox after signing as a non-drafted free agent on May 18, **1991**.

PERSONAL/MISCELLANEOUS

He, his wife Dagly, son Magglio Jr. (10/14/95) and daughters Maggiana (1/28/01) and Sophia (9/9/04) reside in Fort Lauderdale, FL during the off-season.

- Established the Ordonez Family Scholarship in **2008**, an annual \$2,500 scholarship awarded to a Southwest Detroit high school senior to attend college.
- Was the Tigers recipient of the Roberto Clemente Award in **2008**.
- Donated \$100,000 to the American Red Cross to support those affected by the earthquake in Haiti in January of **2010**.
- Actively participates with Tigers Dreams Come True, the Detroit Tigers Autographed Memorabilia Donation Program and Autographs for a Cause, sponsored several Hispanic youths during the annual Fiesta Tigres! game, funded a field renovation project in Southwest Detroit named Magglio Ordonez Field (dedicated in July of 2010), attended and sponsored several families from area pediatric hospitals to attend "Keeping Kids in the Game" and he participated in the Tigers Winter Caravan.



2011 TIGERS

MAGGLIO JOSE ORDONEZ'S CAREER RECORD

Year	Club	AVG	G	AB	R	H	TB	2B	3B	HR	RBI	SH	SF	HB	BB	SO	SB	CS	OBP	SLG	E
1991	DSL White Sox	.298	25	94	17	28	33	3	1	0	8	1	1	1	6	12	4	3	.343	.351	—
1992	GCL White Sox	.180	38	111	17	20	37	10	2	1	14	0	1	2	13	26	6	4	.276	.333	0
1993	Hickory	.216	84	273	32	59	90	14	4	3	20	2	0	0	26	66	5	5	.284	.330	6
1994	Hickory	.294	132	490	86	144	211	24	5	11	69	7	3	1	45	57	16	7	.353	.431	6
1995	Prince William	.238	131	487	61	116	180	24	2	12	65	0	4	3	41	71	11	5	.299	.370	6
1996	Birmingham	.263	130	479	66	126	221	41	0	18	67	1	0	9	39	74	9	10	.330	.461	6
1997	Nashville	.329	135	523	65	172	249	29	3	14	90	2	9	2	32	61	14	10	.364	.476	5
	Chicago (AL)	.319	21	69	12	22	40	6	0	4	11	1	0	0	2	8	1	2	.338	.580	0
1998	Chicago (AL)	.282	145	535	70	151	222	25	2	14	65	2	4	9	28	53	9	7	.326	.415	5
1999	Chicago (AL)	.301	157	624	100	188	318	34	3	30	117	0	5	1	47	64	13	6	.349	.510	3
2000	Chicago (AL)	.315	153	588	102	185	321	34	3	32	126	0	15	2	60	64	18	4	.371	.546	5
2001	Chicago (AL)	.305	160	593	97	181	316	40	1	31	113	0	3	5	70	70	25	7	.382	.533	5
2002	Chicago (AL)	.320	153	590	116	189	352	47	1	38	135	0	3	7	53	77	7	5	.381	.597	4
2003	Chicago (AL)	.317	160	606	95	192	331	46	3	29	99	0	4	7	57	73	9	5	.380	.546	2
2004	Chicago (AL)	.292	52	202	32	59	98	8	2	9	37	0	1	3	16	22	0	1	.351	.485	1
2005	Toledo#	.214	4	14	3	3	7	1	0	1	2	0	0	0	2	3	0	0	.313	.500	0
	DETROIT	.302	82	305	38	92	133	17	0	8	46	0	7	1	30	35	0	0	.359	.436	1
2006	DETROIT	.298	155	593	82	177	283	32	1	24	104	0	4	4	45	87	1	4	.350	.477	7
2007	DETROIT	.363	157	595	117	216	354	54	0	28	139	0	5	2	76	79	4	1	.434	.595	1
2008	West Michigan#	.250	1	4	1	1	1	0	0	0	0	0	0	0	0	0	0	0	.250	.250	0
	DETROIT	.317	146	561	72	178	277	32	2	21	103	0	6	3	53	76	1	5	.376	.494	5
2009	DETROIT	.310	131	465	54	144	199	24	2	9	50	0	2	0	51	65	3	1	.376	.428	2
2010	DETROIT	.303	84	323	56	98	153	17	1	12	59	0	2	0	40	38	1	0	.378	.474	3
MINOR LEAGUE TOTALS		.270	680	2475	348	669	1029	146	17	60	335	13	18	18	204	370	65	44	.328	.416	29
DETROIT TOTALS		.318	755	2842	419	905	1399	176	6	102	501	0	26	10	295	380	10	11	.381	.492	19
MAJOR LEAGUE TOTALS		.312	1756	6649	1043	2072	3397	416	21	289	1204	3	61	44	628	811	92	49	.372	.511	44

TRANSACTIONS

- Signed by the Chicago White Sox as a non-drafted free agent on May 18, 1991
- On suspended list, May 1-7, 2000
- On disabled list, May 26-July 8, 2004 (left knee inflammation)
- On disabled list, July 22-October 12, 2004 (bone marrow edema in left knee)
- Signed by the Tigers as a free agent on February 7, 2005
- On disabled list, April 13-July 1, 2005 (hernia)
- On disabled list, June 29-July 17, 2008 (pulled oblique)
- On bereavement list, May 18-22, 2009
- On disabled list, July 25-October 6, 2010 (right ankle fracture)

ALL-STAR GAME RECORD

Year	League/Site	POS.	AVG	AB	R	H	TB	2B	3B	HR	RBI	SH	SF	HB	BB	SO	SB	CS	OBP	SLG	E
1999	AL/Boston	RF	.000	1	0	0	0	0	0	0	0	0	0	0	0	0	0	0	.000	.000	0
2000	AL/Atlanta	RF	1.000	1	0	1	2	1	0	0	1	0	1	0	0	0	0	0	.500	2.000	0
2001	AL/Seattle	LF	.667	3	1	2	5	0	0	1	1	0	0	0	0	0	0	0	.667	1.667	0
2003	AL/Chicago (AL)/PH/RF		.000	1	0	0	0	0	0	0	0	0	0	0	0	0	0	0	.000	.000	0
2006	AL/Pittsburgh	PH	.000	1	0	0	0	0	0	0	0	0	0	0	0	1	0	0	.000	.000	0
2007	AL/San Francisco	LF	.000	2	0	0	0	0	0	0	0	0	0	0	0	0	0	0	.000	.000	0
ALL-STAR GAME TOTALS			.333	9	1	3	7	1	0	1	2	0	1	0	0	1	0	0	.300	.778	0

WORLD BASEBALL CLASSIC RECORD

Year	Club	AVG	G	AB	R	H	TB	2B	3B	HR	RBI	SH	SF	HB	BB	SO	SB	CS	OBP	SLG	E
2006	Venezuela	.100	5	20	1	2	2	0	0	0	0	0	0	0	1	3	0	0	.143	.100	0
2009	Venezuela	.185	8	27	3	5	6	1	0	0	0	0	0	0	4	5	0	0	.290	.222	0
WBC TOTALS		.149	13	47	4	7	8	1	0	0	0	0	0	0	5	8	0	0	.231	.170	0

DIVISION SERIES RECORD

Year	Club/Opp.	AVG	G	AB	R	H	TB	2B	3B	HR	RBI	SH	SF	HB	BB	SO	SB	CS	OBP	SLG	E
2000	CWS vs. SEA	.182	3	11	0	2	4	0	1	0	1	0	0	0	2	2	1	0	.308	.364	0
2006	DET vs. NYY	.267	4	15	3	4	8	1	0	1	2	0	0	0	1	2	0	1	.313	.533	0
DIVISION SERIES TOTALS		.231	7	26	3	6	12	1	1	1	3	0	0	0	3	4	1	1	.310	.462	0

LEAGUE CHAMPIONSHIP SERIES RECORD

Year	Club/Opp.	AVG	G	AB	R	H	TB	2B	3B	HR	RBI	SH	SF	HB	BB	SO	SB	CS	OBP	SLG	E
2006	DET vs. OAK	.235	4	17	3	4	10	0	0	2	6	0	0	0	2	2	0	0	.316	.588	0



WORLD SERIES RECORD

Year	Club/Opp.	AVG	G	AB	R	H	TB	2B	3B	HR	RBI	SH	SF	HB	BB	SO	SB	CS	OBP	SLG	E
2006	DET vs. STL	.105	5	19	2	2	2	0	0	0	0	0	0	0	1	4	0	0	.150	.105	0

CAREER FIELDING

	G	TC	PO	A	E	DP	PCT
Outfield	1656	3268	3123	101	44	17	.987

CAREER HIGHS

Hits: 4 (22 times) - last, June 15, 2010 vs. Washington

Home Runs: 2 (23 times) - last, May 24, 2008 vs. Minnesota

RBI: 6 (three times) - last, May 24, 2008 vs. Minnesota

Stolen Bases: 3 - June 23, 2001 at Baltimore

Hitting Streak: 20 - July 5-27, 2005

GRAND SLAMS (7)

April 28, 1999 vs. Tampa Bay (Tony Saunders)	July 17, 1999 at St. Louis (Kent Bottenfield)	July 16, 2000 vs. Milwaukee (Juan Acevedo)
September 23, 2001 vs. Kansas City (Chad Durbin)	April 16, 2002 vs. Cleveland (Chuck Finley)	July 2, 2002 vs. Detroit (Jose Paniagua)
July 21, 2009 vs. Seattle (Garrett Olson)		

TWO HOME RUN GAMES (23)

April 28, 1999 vs. Tampa Bay	July 27, 1999 vs. New York Yankees	July 2, 2000 vs. Boston
July 16, 2000 vs. Milwaukee	September 7, 2000 vs. Texas	September 12, 2000 vs. Detroit
May 10, 2001 vs. Anaheim	August 8, 2001 at Anaheim	July 2, 2002 vs. Detroit
July 16, 2002 at Cleveland	July 27, 2002 vs. Kansas City	August 28, 2002 vs. Toronto
September 21, 2002 vs. Minnesota	April 26, 2003 vs. Minnesota	June 30, 2003 vs. Minnesota
August 26, 2003 at New York Yankees	April 6, 2006 at Texas	June 20, 2006 at Milwaukee
September 18, 2006 at Chicago White Sox	May 23, 2007 vs. Los Angeles Angels of Anaheim	August 12, 2007 vs. Oakland
April 24, 2008 vs. Texas	May 24, 2008 vs. Minnesota	



JOSE ORTEGA

Born: October 12, 1988
Birthplace: Caja Seca, VZ
Bats/Throws: R/R
Major League Service: 0.000
How Obtained: Signed by the Tigers as a non-drafted free agent on July 3, 2006

Opening Day Age: 22
Residence: Palmarito, VZ
Height/Weight: 5-11/187
Signed Through: 2011

RIGHTHANDED PITCHER - 56

SEASON HIGHLIGHTS

Combined to post a 3-4 record, 3.03 ERA (68.1IP/23ER) and 61 strikeouts in 43 appearances between Single A West Michigan, Single A Lakeland and Double A Erie during the **2010** season.

- Assigned to West Michigan to begin the season -- did not allow a run in seven straight outings April 15-May 2, tossing 8.2 scoreless innings.
- Had his contract transferred from West Michigan to Lakeland on June 11.
- Fanned a season-high six batters on July 14 versus Palm Beach.
- Had his contract transferred from Lakeland to Erie on July 19.
- Compiled a 1.29 ERA (14.0IP/2ER) over his final 10 outings of the season August 7-September 5.
- Named the 10th-best prospect and rated as possessing the best fastball in the Tigers organization following the season by *Baseball America*.
- Saw action in 12 games with Magallanes in the Venezuelan Winter League following the season, posting a 3.77 ERA (14.1IP/6ER) and 14 strikeouts.

Spent the entire **2009** season with Single A Oneonta, tying for the club lead with 25 appearances.

- Did not allow a run over his final eight outings of the season August 14-September 5, tossing 12.2 scoreless innings.
- Appeared in one game with Magallanes in the Venezuelan Winter League following the season.

Led the Venezuelan Summer League Tigers with 23 appearances during the **2008** season.

- Third in the Venezuelan Summer League with five home runs allowed.
- Finished ninth in the Venezuelan Summer League with a 1.59 ERA (22.2IP/4ER) in 10 outings during July.



2011 TIGERS

Made his professional debut with the Venezuelan Summer League Tigers during the **2007** season.

- Did not allow a run over his final seven outings of the season July 13-August 4, tossing seven scoreless innings.

Signed by the Tigers as a non-drafted free agent on July 3, **2006**.

PERSONAL/MISCELLANEOUS

Resides in Palmarito, VZ during the off-season.

- Recommended/signed by German Robles for the Tigers.

JOSE ANTONIO ORTEGA'S CAREER RECORD

Year	Club	W-L	ERA	G	GS	CG	SHO	SV	IP	H	AB	R	ER	HR	HB	BB	SO	WP	BK	AVG
2007	VSL Tigers	0-0	2.45	10	0	0	0	0	11.0	9	43	3	3	1	4	3	11	3	0	.209
2008	VSL Tigers	1-1	2.20	23	0	0	0	5	45.0	43	168	18	11	5	8	15	27	7	1	.256
2009	Oneonta	2-2	3.97	25	0	0	0	1	34.0	28	127	19	15	2	1	23	32	3	0	.220
2010	West Michigan	0-3	4.56	18	0	0	0	1	25.2	28	102	14	13	1	0	17	22	2	0	.275
	Lakeland	2-1	0.95	10	0	0	0	0	19.0	14	66	2	2	0	1	7	20	1	0	.212
	Erie	1-0	3.04	15	1	0	0	0	23.2	22	91	8	8	2	1	7	19	1	0	.242
MINOR LEAGUE TOTALS		6-7	2.96	101	1	0	0	7	158.1	144	597	64	52	11	15	72	131	17	1	.241

TRANSACTIONS

- Signed by the Tigers as a non-drafted free agent on July 3, 2006



CHRIS OXSPRING

**NON-ROSTER
INVITEE**

Born: May 13, 1977
Birthplace: Ipswich, Australia
Bats/Throws: L/R
Major League Service: 0.032
How Obtained: Signed by the Tigers as a minor league free agent on December 9, 2010

Opening Day Age: 33
Residence: Rouse Hill, Australia
Height/Weight: 6-1/195
Signed Through: 2011

RIGHTHANDED PITCHER - 68

CAREER HIGHLIGHTS

The 2011 season will mark Oxspring's first season with the Tigers organization.

- Participated for Australia in the 2004 Summer Olympics in Athens, Greece.
- On Australia's roster during the World Baseball Classic in 2009, but he did not pitch.

SEASON HIGHLIGHTS

Did not pitch in **2009** and **2010** due to injury.

- Released by the LG Twins in May of 2009 -- underwent surgery to remove bone chips in his right elbow in June of 2009.
- Underwent right elbow reconstruction surgery in July of 2009.
- Started 11 games for Sydney in the Australian Winter League following the 2010 season, compiling a 4-2 record, 2.23 ERA (68.2IP/17ER) and 71 strikeouts -- led the league with 71 strikeouts, while he tied for third with a 2.23 ERA.

Started 29 games for the LG Twins in the Korean Baseball League during the **2008** season.

Assigned to Triple A Nashville by the Milwaukee Brewers during the **2007** season after signing with the organization during the off-season as a minor league free agent.

- Finished 2-1 with a 2.39 ERA (26.1IP/7ER) in five starts during April.
- Fanned a season-high 10 batters on June 11 at Memphis.
- Released by the Brewers organization on July 10 so he could sign with the LG Twins in the Korean Baseball League.

Spent the entire **2006** season with Hanshin in the Japanese Baseball League.

Led the Pacific Coast League with 12 wins for Triple A Portland in the San Diego Padres organization during the **2005** season.

- Tied for the lead in the Pacific Coast League with three complete games and two shutouts, while he finished fourth with 160.2 innings pitched and 125 strikeouts and seventh with a 4.03 ERA.
- Third among all Pacific Coast League starters with 10.76 baserunners per nine innings, while he was fourth with a .243



batting average against.

- Tabbed the Pacific Coast League Pitcher of the Week June 6-12 after winning both of his starts and compiling a 1.76 ERA (15.1IP/3ER) and 16 strikeouts -- earned Pacific Coast League Pitcher of the Week honors for a second time August 8-14 after he won both of his starts during the week and compiled a 0.69 ERA (13.0IP/1ER).
- Finished 4-1 with a 2.28 ERA (43.1IP/11ER) in six starts during June.
- Posted a 5-0 record and 2.14 ERA (42.0IP/10ER) in six starts during August.
- Recalled by San Diego from Portland on September 1.
- Fanned seven batters in 5.1 innings of relief in his major league debut on September 2 at Milwaukee.
- Released by the Padres organization on December 6 so he could sign with Hanshin in the Japanese Baseball League.

Spent the entire **2004** season with Portland, finishing 6-4 in 17 starts.

- Fanned a season-high 10 batters on April 15 at Tucson.
- Finished 3-0 with a 2.01 ERA (22.1IP/5ER) in four starts during April.
- Sidelined May 2-June 13 with an ulnar collateral ligament injury in his right elbow.
- Placed on the temporarily inactive list August 3-29 so he could participate in the Olympic Games with Australia in Athens, Greece -- won both of his starts for Australia during the Olympic Games, compiling a 0.00 ERA (14.2IP/0ER) and 10 strikeouts.
- Named the 17th-best prospect in the Padres organization following the season by *Baseball America*.

Fifth in the Southern League with a 2.92 ERA for Double A Mobile during the **2003** season.

- Topped all Southern League starters with 10.39 baserunners per nine innings, while he finished third with a .201 batting average against...tied for second in the league with 62 walks.
- Fanned a season-high 11 batters on June 5 versus Jacksonville.
- Posted a 3-0 record and 1.80 ERA (30.0IP/6ER) in five starts during July.
- Named the 11th-best prospect in the Padres organization following the season by *Baseball America*.

Assigned to Single A Lake Elsinore to begin the **2002** season.

- Sidelined April 4-27, May 26-June 10 and June 21-July 24 with right shoulder inflammation.
- Had his contract transferred from Lake Elsinore to Mobile for the remainder of the season on August 13.
- Named the 29th-best prospect in the Padres organization following the season by *Baseball America*.

Appeared in 41 games as he spent the majority of the **2001** season with Single A Fort Wayne.

- Sidelined April 23-May 2 with a bruised right heel.
- Had his contract transferred from Fort Wayne to Lake Elsinore for the remainder of the season on August 15.

Spent the **2000** season with Cook County in the Frontier League after signing as a free agent.

- Signed by San Diego as a minor league free agent on October 31.

PERSONAL/MISCELLANEOUS

He and his wife Mandy reside in Rouse Hill, Australia during the off-season.

CHRIS ANDREW OXSPRING'S CAREER RECORD

Year	Club	W-L	ERA	G	GS	CG	SHO	SV	IP	H	AB	R	ER	HR	HB	BB	SO	WP	BK	AVG
2000	Cook County	1-0	3.10	13	2	0	0	1	29.0	29	113	18	10	1	2	15	29	2	1	.257
2001	Fort Wayne	4-1	4.15	41	2	0	0	0	56.1	66	222	29	26	5	3	25	54	2	2	.297
	Lake Elsinore	0-0	0.64	7	0	0	0	0	14.0	10	50	2	1	1	0	6	17	0	0	.200
2002	Lake Elsinore	0-1	4.78	15	1	0	0	0	26.1	24	101	16	14	2	2	8	30	3	0	.238
	Mobile	0-0	1.26	6	1	0	0	0	14.1	13	53	3	2	0	0	8	21	1	0	.245
2003	Mobile	10-6	2.92	40	18	1	0	0	135.2	106	503	47	44	6	1	62	129	1	0	.211
2004	Portland	6-4	3.99	17	17	0	0	0	85.2	82	322	45	38	7	2	44	81	5	0	.255
2005	Portland	12-6	4.03	26	26	3	2	0	160.2	148	608	81	72	15	2	42	125	5	0	.243
	San Diego	0-0	3.75	5	0	0	0	0	12.0	9	40	8	5	2	0	6	11	0	0	.225
2006	Hanshin	4-3	5.12	16	15	0	0	0	77.1	78	—	45	44	8	—	23	51	—	—	—
2007	Nashville	7-5	3.56	18	18	0	0	0	96.0	90	363	40	38	9	3	43	106	8	0	.248
	LG Twins	4-5	3.24	14	14	1	0	0	80.2	75	—	37	29	1	—	33	41	—	—	—
2008	LG Twins	10-10	3.93	29	29	1	0	0	174.0	182	—	83	76	12	—	89	110	—	—	—
2009	Did not pitch - injured																			
2010	Did not pitch - injured																			
MINOR LEAGUE TOTALS		40-23	3.57	183	85	4	2	1	618.0	568	2335	281	245	46	15	253	592	27	3	.243
MAJOR LEAGUE TOTALS		0-0	3.75	5	0	0	0	0	12.0	9	40	8	5	2	0	6	11	0	0	.225
JAPAN TOTALS		4-3	5.12	16	15	0	0	0	77.1	78	—	45	44	8	—	23	51	—	—	—
KOREAN TOTALS		14-15	3.71	43	43	2	0	0	254.2	257	—	120	105	13	—	122	151	—	—	—

2011 TIGERS



2011 TIGERS

TRANSACTIONS

- Signed by Cook County (Frontier League) as a free agent on June 1, 2000
- Signed by San Diego as a minor league free agent on October 31, 2000
- On disabled list, April 23-May 2, 2001 (bruised right heel)
- On disabled list, April 4-27, 2002 (right shoulder inflammation)
- On disabled list, May 26-June 10, 2002 (right shoulder inflammation)
- On disabled list, June 21-July 24, 2002 (right shoulder inflammation)
- On disabled list, May 2-June 13, 2004 (ulnar collateral ligament injury in right elbow)
- On temporarily inactive list, August 3-29, 2004 (Participating in Olympic Games)
- Signed by Hanshin (Japan) as a free agent on December 10, 2005
- Signed by Milwaukee as a minor league free agent on December 18, 2006
- Signed by LG Twins (Korea) as a free agent on July 12, 2007
- Signed by the Tigers as a minor league free agent on December 9, 2010

WORLD BASEBALL CLASSIC RECORD

Year	Club	W-L	ERA	G	GS	CG	SHO	SV	IP	H	AB	R	ER	HR	HB	BB	SO	WP	BK	AVG	
2009	Australia - did not pitch																				

MAJOR LEAGUE HITTING RECORD

	AVG	AB	R	H	2B	3B	HR	RBI	SH	SF	HBP	BB	SO
2010													
Career	.000	2	0	0	0	0	0	0	0	0	0	0	0

CAREER FIELDING

	G	TC	PO	A	E	DP	PCT
Pitcher	5	1	0	1	0	0	1.000

CAREER HIGHS

- Longest Winning Streak:** No major league wins
- Longest Losing Streak:** No major league losses
- Strikeouts:** 7 - September 2, 2005 at Milwaukee
- Walks:** 3 (twice) - last, September 6, 2005 vs. Colorado
- Innings (relief):** 5.1 - September 2, 2005 at Milwaukee



BRAD PENNY

Born: May 24, 1978
Birthplace: Blackwell, OK
Bats/Throws: R/R
Major League Service: 11.000
How Obtained: Signed by the Tigers as a free agent on January 19, 2011
Opening Day Age: 32
Residence: Coweta, OK
Height/Weight: 6-4/230
Signed Through: 2011

RIGHTHANDED PITCHER - 31

CAREER HIGHLIGHTS

- The 2011 season will mark Penny's first season with the Tigers...agreed to terms on a one-year contract with the club on January 19, 2011.
- Two-time National League all-star selection with the Los Angeles Dodgers (2006-07)...started for the National League in the All-Star Game in 2006 at PNC Park in Pittsburgh.
 - Participated in the Pan American Games in 1999, helping the United States win a Silver medal.
 - Selected to participate in the Futures Game held prior to Major League Baseball's All-Star Game in 1999.
 - Tabbed the Dodgers Opening Day starter once in his career -- March 31, 2008 versus San Francisco.

SEASON HIGHLIGHTS

- Limited to nine starts with the St. Louis Cardinals during the 2010 season after landing on the disabled list for the remainder of the season with a latissimus dorsi muscle injury on May 22.
- Finished 3-1 with a 1.56 ERA (34.2IP/6ER) in five starts during April -- seventh in the National League with a 1.56 ERA during the month, while he tied for eighth with three wins.
- Started 24 games with the Boston Red Sox during the 2009 season after joining the club as a free agent on January 9.
- Tied for 10th in the American League with three wins during May.
 - Registered the 100th win of his major league career on June 17 versus Florida.



- Unconditionally released by the Red Sox on August 31, he signed with the San Francisco Giants as a minor league free agent that day -- had his contract purchased by San Francisco from Triple A Fresno on September 1.
- Went the distance to earn the win on September 30 versus Arizona -- marked the fourth complete game of his career.
- Posted a 4-1 record and 2.59 ERA (41.2IP/12ER) in six starts during September -- tied for the lead in the National League with four wins during the month, while he finished 10th with a 2.59 ERA.

Limited to 19 outings (17 starts) with the Los Angeles Dodgers during the **2008** season due to three separate stints on the disabled list.

- Served as Los Angeles' starting pitcher on Opening Day -- blanked San Francisco over 6.2 innings to earn the win on March 31.
- Sidelined June 15-August 8 with right shoulder tendinitis -- assigned to Triple A Las Vegas for one start on August 2 as part of an injury rehabilitation assignment.
- Sidelined August 14-September 10 with right shoulder inflammation -- saw action in two games with the Dodgers in relief in September before landing back on the disabled list for the remainder of the season on September 24 with right shoulder inflammation.

Finished third in the National League's Cy Young Award balloting with Los Angeles during the **2007** season.

- Selected to the National League's all-star squad for the second time during his career.
- Finished third in the National League with a 3.03 ERA, while he tied for fifth with 16 wins and tied for ninth with 208.0 innings pitched.
- Tabbed the second-best pitcher in the National League by *Baseball America*, while he was rated as possessing the second-best fastball in the league by the publication.
- Posted a 3-0 record and 1.95 ERA (32.1IP/7ER) in five starts during April -- tied for sixth in the National League with three wins during the month, while he finished seventh with a 1.95 ERA.
- Established a career high with 14 strikeouts on May 7 at Florida -- did not walk a batter in the game to become the first Dodgers pitcher with at least 14 strikeouts and no walks in an outing since Sandy Koufax did so in his perfect game on September 9, 1965 versus Chicago.
- Compiled an eight-game winning streak May 23-July 26 to establish a career best.
- Finished 4-1 with a 2.15 ERA (37.2IP/9ER) in six starts during May -- tied for second in the National League with four wins during the month, while he finished ninth with a 2.15 ERA.
- Posted a 3-0 record and 1.90 ERA (42.2IP/9ER) in six starts during June -- third in the National League with a 1.90 ERA during the month, while he tied for fourth with 34 strikeouts and tied for sixth with three wins.
- Tied for eighth in the National League with three wins during July.
- Posted a 10-1 record and 2.39 ERA (116.2IP/31ER) in 18 starts prior to the all-star break...finished 6-3 with a 3.84 ERA (91.1IP/39ER) in 15 starts following the all-star break.
- Limited lefthanded batters to a .229 batting average (81x353)...righties hit .286 (118x412) against him.

Tied for the lead in the National League with 16 wins for Los Angeles during the **2006** season.

- Selected to the National League's all-star squad for the first time during his career -- started for the National League, fanning three batters in two innings of work.
- Rated as possessing the third-best fastball in the National League by *Baseball America*.
- Finished seventh in the National League with a 2.32 ERA (31.0IP/8ER) in five starts during April.
- Posted a season-best five-game winning streak May 12-June 9.
- Tied for third in the National League with three wins during May.
- Tied for the lead in the National League with four wins during June, while he tied for second in the league with four wins during August.
- Compiled a 10-2 record and 2.91 ERA (108.1IP/35ER) in 19 games (18 starts) prior to the all-star break...finished 6-7 with a 6.25 ERA (80.2IP/56ER) in 15 starts following the all-star break.

Opened the **2005** season on Los Angeles' disabled list with right biceps neuritis.

- Joined Single A Vero Beach as part of an injury rehabilitation assignment on April 13 -- made one start with Vero Beach before his injury rehabilitation assignment was transferred to Las Vegas on April 18...started one game with Las Vegas before he was recalled from his injury rehabilitation assignment and reinstated from the disabled list on April 24.
- Went the distance to earn the win on August 14 versus the New York Mets -- marked the third complete game of his career.
- Finished 5-5 with a 3.43 ERA (97.0IP/37ER) in 15 starts prior to the all-star break...posted a 2-4 record and 4.48 ERA (78.1IP/39ER) in 14 starts following the all-star break.

Began the **2004** season with the Florida Marlins before he was acquired by Los Angeles in a six-player deal on July 30.



2011 TIGERS

- Fanned a season-best 10 batters on April 13 at Montreal -- equaled the high with 10 strikeouts on June 12 at Detroit and June 18 versus Texas.
- Ninth in the National League with a 2.67 ERA (33.2IP/10ER) in five starts during April.
- Finished 4-1 with a 1.57 ERA (34.1IP/6ER) in five starts during May -- tied for second in the National League with four wins during the month, while he finished third with a 1.57 ERA.
- Sidelined August 9-September 22 with a biceps strain.

Won 14 games for Florida during the **2003** season as the Marlins claimed the World Series title.

- Fanned a season-high 10 batters on May 24 at Cincinnati.
- Posted a 3-2 record and 2.83 ERA (35.0IP/11ER) in five starts during July.
- Finished 8-6 with a 4.55 ERA (116.2IP/59ER) in 19 starts prior to the all-star break...posted a 6-4 record and 3.50 ERA (79.2IP/31ER) in 13 starts following the all-star break.
- Won both of his starts during the World Series versus the New York Yankees, posting a 2.19 ERA (12.1IP/3ER).

Completed his third season at the major league level in **2002**, starting 24 games for Florida.

- Fired a four-hit shutout in his first start of the season on April 4 at Montreal -- marked the second complete game and shutout of his career.
- Sidelined May 19-July 2 with right biceps inflammation -- joined Single A Jupiter as part of an injury rehabilitation assignment on June 23...started two games with Jupiter before he was recalled from the injury rehabilitation assignment on July 2.
- Fanned a season-high 10 batters on August 9 at Arizona.

Established a career high with 154 strikeouts for the Marlins during the **2001** season.

- Tossed a four-hit shutout on April 21 versus Montreal -- marked the first complete game and shutout of his career.
- Struck out a season-high 13 batters on June 26 versus Montreal.
- Third in the National League with a 1.93 ERA (32.2IP/7ER) in five starts during June.
- Fanned 10 batters on July 21 versus Cincinnati.
- Fourth in the National League with a 1.91 ERA (28.1IP/6ER) in four starts during September.

Completed his first season at the major league level with Florida during the **2000** season.

- Earned his first major league win in his major league debut on April 7 versus Colorado -- limited the Rockies to one run in seven innings of work.
- Sidelined July 20-September 2 with a right shoulder strain.
- Joined Single A Brevard County as part of an injury rehabilitation assignment on August 5 -- started two games with Brevard County before his injury rehabilitation assignment was transferred to Triple A Calgary on August 15.
- Made three starts with Calgary -- fanned 10 batters in his final outing on September 1 at Edmonton...had his injury rehabilitation assignment recalled from Calgary on September 2.
- Limited lefthanded batters to a .249 batting average (48x193)...righties hit .274 (72x263) against him.

Assigned to Double A El Paso by the Arizona Diamondbacks to begin the **1999** season before he was acquired by Florida in a four-player deal on July 9...assigned to Double A Portland by the Marlins.

- Second among Texas League starters with 10.0 strikeouts per nine innings.
- Earned a spot on the U.S. Team for the Futures Game held at Boston's Fenway Park prior to Major League Baseball's All-Star Game.
- Sidelined April 20-30 with right shoulder tendinitis.
- Tabbed the Texas League Pitcher of the Week for May 31-June 6 after he fanned 10 batters in seven shutout innings to earn the win in his only start during the week on June 1 at San Antonio.
- Struck out a season-high 11 batters on June 22 at Midland.
- On the temporarily inactive list July 10-August 6 to participate in the Futures Game and pitch for Team USA during the Pan American Games.
- Named the fourth-best prospect in the Marlins organization and fifth-best prospect in the Texas League following the season by *Baseball America*.
- Saw action in eight games with Scottsdale in the Arizona Fall League following the season, posting a 1-1 record, 1.64 ERA (33.0IP/6ER) and 36 strikeouts -- led the league with 36 strikeouts.

Tabbed the Most Valuable Player and Pitcher of the Year in the California League with Single A High Desert during the **1998** season...selected to the league's post-season all-star squad.

- Led the California League with 14 wins and 207 strikeouts, while he tied for the lead with 28 games started, finished second with a 2.96 ERA and third with 164.0 innings pitched and 15 home runs allowed.



- Second among all California League starters with 11.36 strikeouts per nine innings and 9.99 baserunners per nine innings, while he was fourth with a .225 batting average against and 1.92 walks per nine innings.
- Selected to *Baseball America's* Minor League and High Single A all-star squads following the season.
- Tabbed the California League Pitcher of the Week both April 27-May 3 and June 29-July 5.
- Named the top prospect in the Diamondbacks organization and California League following the season by *Baseball America*.

Finished fourth in the Midwest League with a 2.73 ERA with Single A South Bend during the **1997** season.

- Second among all starters in the Midwest League with a .208 batting average against, while he was fifth with 10.47 baserunners per nine innings.
- Sidelined April 8-26 with a right shoulder strain.
- Named the sixth-best prospect in the Diamondbacks organization following the season by *Baseball America*.

Made his professional debut with the Arizona League Diamondbacks after being selected by Arizona in the fifth round of the June **1996** draft.

- Fourth in the Arizona League with a 2.36 ERA.
- Named the sixth-best prospect in the Diamondbacks organization following the season by *Baseball America*.

PERSONAL/MISCELLANEOUS

Resides in Coweta, OK during the off-season.

- Graduated from Broken Arrow High School in Oklahoma in **1996**.
- Toured Japan with the Major League Baseball All-Star team following the **2002** season.

BRADLEY WAYNE PENNY'S CAREER RECORD

Year	Club	W-L	ERA	G	GS	CG	SHO	SV	IP	H	AB	R	ER	HR	HB	BB	SO	WP	BK	AVG
1996	AZL Diamondbacks	2-2	2.36	11	8	0	0	0	49.2	36	183	18	13	1	3	14	52	3	2	.197
1997	South Bend	10-5	2.73	25	25	0	0	0	118.2	91	437	44	36	4	4	43	116	10	2	.208
1998	High Desert	14-5	2.96	28	28	1	0	0	164.0	138	612	65	54	15	9	35	207	4	0	.225
1999	El Paso	2-7	4.80	17	17	0	0	0	90.0	109	359	56	48	9	4	25	100	4	2	.304
	Portland	1-0	3.90	6	6	0	0	0	32.1	28	121	15	14	3	3	14	35	3	2	.231
2000	Brevard County#	0-1	1.13	2	2	0	0	0	8.0	5	29	2	1	0	0	4	11	0	1	.172
	Calgary#	2-0	1.80	3	3	0	0	0	15.0	8	51	8	3	1	3	10	16	0	0	.157
	Florida	8-7	4.81	23	22	0	0	0	119.2	120	456	70	64	13	5	60	80	4	1	.263
2001	Florida	10-10	3.69	31	31	1	1	0	205.0	183	762	92	84	15	7	54	154	2	0	.240
2002	Jupiter#	0-0	0.00	2	2	0	0	0	7.2	5	28	0	0	0	0	0	9	0	0	.179
	Florida	8-7	4.66	24	24	1	1	0	129.1	148	513	76	67	18	1	50	93	4	0	.288
2003	Florida	14-10	4.13	32	32	0	0	0	196.1	195	740	96	90	21	3	56	138	3	4	.264
2004	Florida	8-8	3.15	21	21	0	0	0	131.1	124	497	50	46	10	3	39	105	5	0	.249
	Los Angeles	1-2	3.09	3	3	0	0	0	11.2	6	39	5	4	2	0	6	6	0	0	.154
2005	Vero Beach#	1-0	1.80	1	1	0	0	0	5.0	2	16	1	1	1	0	1	3	0	0	.125
	Las Vegas#	1-0	3.00	1	1	0	0	0	6.0	5	23	2	2	1	0	2	9	0	0	.217
	Los Angeles	7-9	3.90	29	29	1	0	0	175.1	185	686	78	76	17	3	41	122	3	0	.270
2006	Los Angeles	16-9	4.33	34	33	0	0	0	189.0	206	739	94	91	19	9	54	148	6	0	.279
2007	Los Angeles	16-4	3.03	33	33	0	0	0	208.0	199	765	75	70	9	5	73	135	6	0	.260
2008	Las Vegas#	0-0	4.50	1	1	0	0	0	4.0	6	17	2	2	0	0	1	4	0	0	.353
	Los Angeles	6-9	6.27	19	17	0	0	0	94.2	112	368	68	66	13	3	42	51	1	1	.304
2009	Boston	7-8	5.61	24	24	0	0	0	131.2	160	536	89	82	17	5	42	89	4	0	.299
	San Francisco	4-1	2.59	6	6	1	0	0	41.2	31	151	13	12	5	0	9	20	2	0	.205
2010	St. Louis	3-4	3.23	9	9	0	0	0	55.2	63	215	25	20	4	3	9	35	1	0	.293
MINOR LEAGUE TOTALS		33-20	3.13	97	94	1	0	0	500.1	433	1876	213	174	35	26	149	562	24	9	.231
AL TOTALS		7-8	5.61	24	24	0	0	0	131.2	160	536	89	82	17	5	42	89	4	0	.299
NL TOTALS		101-80	3.99	264	260	4	2	0	1557.2	1572	5931	742	690	146	42	493	1087	37	6	.265
MAJOR LEAGUE TOTALS		108-88	4.11	288	284	4	2	0	1689.1	1732	6467	831	772	163	47	535	1176	41	6	.268

2011 TIGERS

QUALIFICATIONS FOR LEAGUE BATTING AND PITCHING TITLES

A batting champion is determined each season in each league by the highest batting average (number of hits divided by the number of at-bats) based on a minimum of 502 plate appearances, which may include walks, sacrifices flies and hit by pitch.

The pitching champion is determined in each league by the lowest earned run average (number of earned runs multiplied by nine, then divided by innings pitched) with a minimum of 162 innings pitched.



2011 TIGERS

TRANSACTIONS

- Selected by Arizona in the fifth round of the June 1996 draft
- On disabled list, April 8-26, 1997 (right shoulder strain)
- On disabled list, April 20-30, 1999 (right shoulder tendinitis)
- Acquired by Florida along with Abraham Nunez and Vladimir Nunez from Arizona, in exchange for Matt Mantei on July 9, 1999
- On temporarily inactive list, July 10-August 6, 1999 (Participant in Futures Game and Pan American Games)
- On disabled list, July 20-September 2, 2000 (right shoulder strain)
- On disabled list, May 19-July 2, 2002 (right biceps inflammation)
- On suspended list, March 30-April 6, 2003
- Acquired by the Los Angeles Dodgers along with Hee-Seop Choi and Bill Murphy from Florida, in exchange for Juan Encarnacion, Paul Lo Duca and Guillermo Mota on July 30, 2004
- On disabled list, August 9-September 22, 2004 (biceps strain)
- On disabled list, March 25-April 24, 2005 (right biceps neuritis)
- On suspended list, August 31-September 6, 2005
- On disabled list, June 15-August 8, 2008 (right shoulder tendinitis)
- On disabled list, August 14-September 10, 2008 (right shoulder inflammation)
- On disabled list, September 24-November 4, 2008 (right shoulder inflammation)
- Signed by Boston as a free agent on January 9, 2009
- Signed by San Francisco as a minor league free agent on August 31, 2009
- Signed by St. Louis as a free agent on December 10, 2009
- On disabled list, May 22-November 1, 2010 (latissimus dorsi muscle injury)
- Signed by the Tigers as a free agent on January 19, 2011

ALL-STAR GAME RECORD

Year	League/Site	W-L	ERA	G	GS	CG	SHO	SV	IP	H	AB	R	ER	HR	HB	BB	SO	WP	BK	AVG
2006	NL/Pittsburgh	0-0	4.50	1	1	0	0	0	2.0	1	7	1	1	1	0	0	3	0	0	.143
2007	NL/San Francisco	0-0	0.00	1	0	0	0	0	1.0	0	3	0	0	0	0	0	0	0	0	.000
ALL-STAR GAME TOTALS		0-0	3.00	2	1	0	0	0	3.0	1	10	1	1	1	0	0	3	0	0	.100

DIVISION SERIES RECORD

Year	Club/Opp.	W-L	ERA	G	GS	CG	SHO	SV	IP	H	AB	R	ER	HR	HB	BB	SO	WP	BK	AVG
2003	FLA vs. SF	0-0	6.35	2	1	0	0	0	5.2	5	20	4	4	0	0	1	6	0	0	.250
2006	LA vs. NYM	0-1	18.00	1	0	0	0	0	1.0	2	5	2	2	0	0	2	1	0	0	.400
DIVISION SERIES TOTALS		0-1	8.10	3	1	0	0	0	6.2	7	25	6	6	0	0	3	7	0	0	.280

LEAGUE CHAMPIONSHIP SERIES RECORD

Year	Club/Opp.	W-L	ERA	G	GS	CG	SHO	SV	IP	H	AB	R	ER	HR	HB	BB	SO	WP	BK	AVG
2003	FLA vs. CHC	1-1	15.75	3	1	0	0	0	4.0	9	20	7	7	2	0	3	0	0	0	.450

WORLD SERIES RECORD

Year	Club/Opp.	W-L	ERA	G	GS	CG	SHO	SV	IP	H	AB	R	ER	HR	HB	BB	SO	WP	BK	AVG
2003	FLA vs. NYY	2-0	2.19	2	2	0	0	0	12.1	15	47	4	3	1	0	5	7	0	0	.319

MAJOR LEAGUE HITTING RECORD

	AVG	AB	R	H	2B	3B	HR	RBI	SH	SF	HBP	BB	SO
2010	.158	19	1	3	0	0	1	4	1	0	0	0	6
Career	.156	518	26	81	16	2	3	34	41	0	3	3	167

CAREER FIELDING

	G	TC	PO	A	E	DP	PCT
Pitcher	288	322	119	196	7	19	.978

CAREER HIGHS

Longest Winning Streak: 8 - May 23-July 26, 2007

Longest Losing Streak: 8 - July 1-September 6, 2001

Strikeouts: 14 - May 7, 2007 at Florida

Walks: 7 - May 9, 2000 vs. Atlanta

Innings (starter): 9.0 (four times) - last, September 30, 2009 vs. Arizona

Innings (relief): 1.2 - July 9, 2000 vs. Tampa Bay

Low-Hit Game (CG): 4 (twice) - last, April 4, 2002 at Montreal

10-OR-MORE STRIKEOUT GAMES (8)

June 26, 2001 vs. Montreal (13)
 May 24, 2003 at Cincinnati (10)
 June 18, 2004 vs. Texas (10)

July 21, 2001 vs. Cincinnati (10)
 April 13, 2004 at Montreal (10)
 May 7, 2007 at Florida (14)

August 9, 2002 at Arizona (10)
 June 12, 2004 at Detroit (10)



JHONNY PERALTA

Born: May 28, 1982
Birthplace: Santiago, DR
Bats/Throws: R/R
Major League Service: 6.118

Opening Day Age: 28
Residence: Santiago, DR
Height/Weight: 6-2/215
Signed Through: 2012
 (club option for 2013)

How Obtained: Acquired by the Tigers along with cash considerations from Cleveland, in exchange for Giovanni Soto on July 28, 2010

SHORTSTOP - 27

CAREER HIGHLIGHTS

The 2011 season will mark Peralta's second season with the Tigers...marks the first year of a two-year contract, plus a club option for 2013, he agreed to terms on with the club on November 8, 2010.

SEASON HIGHLIGHTS

Acquired by the Tigers from Cleveland in a two-player deal on July 28, **2010**, he combined to hit .249 (137x551) with 30 doubles, two triples, 15 home runs and 81 RBI in 148 games with the two clubs.

- Tied for fourth in the American League with 10 sacrifice flies.
- Posted a 10-game hitting streak May 11-20, batting .333 (14x42) with four doubles, a triple, home run and seven RBI.
- Drilled the 100th home run of his major league career on May 31 at Yankee Stadium off New York's Andy Pettitte.
- Collected a season-high four hits on June 4 at Chicago's U.S. Cellular Field against the White Sox.
- Belted two home runs in his Tigers debut on July 30 at Boston to equal a career high -- according to the Elias Sports Bureau, Billy McMillon was the only player in Tigers history to connect for two home runs in his debut with the club prior to Peralta doing so...McMillon connected for two home runs in his Tigers debut on August 5, 2000 versus Minnesota... additionally, both of Peralta's home runs came in his first two at-bats with the club and according to the Elias Sports Bureau, he became the first player in Tigers history to accomplish that feat.
- Matched a career best with two home runs on August 15 at Chicago's U.S. Cellular Field against the White Sox.
- Batted .388 (19x49) with three doubles, two home runs and 13 RBI over the course of a season-high 11-game hitting streak August 21-September 3.
- Tied for eighth in the American League with 18 RBI during September.

Began the **2009** season as Cleveland's shortstop before he shifted to third base on a full-time basis.

- Batted .316 (30x95) in 25 games during May.
- Connected for his second career grand slam on July 26 at Seattle.
- Tied for third in the American League with 20 RBI during July -- hit .296 (29x98) with six doubles and five home runs in 24 games during the month.

Tied for fifth in the American League with 104 runs scored for the Indians during the **2008** season, while he tied for ninth with 42 doubles.

- Collected 23 home runs and 86 RBI while playing shortstop during the season -- led all American League shortstops in both categories.
- Became the 12th shortstop in major league history with 40-or-more doubles and 20-or-more home runs in a season.
- Compiled a 10-game hitting streak May 24-June 3, batting .341 (15x44) with 10 runs scored, four doubles, three home runs and five RBI.
- Established a career high with five hits on June 30 at Chicago's U.S. Cellular Field against the White Sox -- matched the high with five hits on August 6 at Tampa Bay...became the first Indians player to collect five hits in a game twice during the same season since Joe Carter did so in 1986.
- Posted a season-best 11-game hitting streak July 6-21, batting .356 (16x45) with 12 runs scored, six doubles, five home runs and 15 RBI.
- Batted .381 (16x42) with eight runs scored, five doubles, a triple, two home runs and 10 RBI over the course of a 10-game hitting streak July 28-August 6.
- Tied for fourth in the American League with 10 doubles during July, while he tied for fifth with 23 RBI -- hit .303 (30x99) with 19 runs scored, two triples and five home runs in 24 games during the month.
- Hit .313 (35x112) with 21 runs scored, six doubles, four home runs and 16 RBI in 28 games during August.
- Third among all American League shortstops with a .979 fielding percentage.



2011 TIGERS

- Hit .261 (89x341) in 87 games prior to the all-star break...batted .295 (78x264) in 67 games following the all-star break.
- Saw action with Aguilas in the Dominican Winter League following the season -- hit .329 (27x82) with 12 runs scored, five doubles, a triple, two home runs and 14 RBI in 20 games.

Belted 21 home runs at shortstop for the Indians in **2007** to lead all American League shortstops.

- Established a career high with five RBI on May 1 versus Toronto -- equaled the high with five RBI on July 27 versus Minnesota.
- Matched a career best with a 12-game hitting streak May 23-June 3, batting .388 (19x49).
- Hit .336 (37x110) with 21 runs scored, four doubles, six home runs and 19 RBI in 28 games during May -- tied for eighth in the American League with 37 hits during the month, while he tied for 10th with 21 runs scored.
- Equaled a career high with two home runs on July 27 versus Minnesota -- matched the high with two home runs on September 17 versus Detroit.
- Third among all American League shortstops with a .974 fielding percentage.

Third among all American League shortstops with a .974 fielding percentage for the Indians during the **2006** season.

- Equaled a career high with two home runs on July 4 versus the New York Yankees.
- Did not commit an error at shortstop in 41 consecutive games July 9-August 31.
- Connected for his first career grand slam on August 20 at Tampa Bay.

Completed his first full season at the major league level with the Indians in **2005**, establishing a franchise single-season record with 24 home runs hit while playing shortstop.

- Hit .309 (21x69) with 10 runs scored, three doubles, a triple, five home runs and 13 RBI in 22 games during May.
- Established a career high with a 12-game hitting streak June 28-July 9, batting .438 (21x48) with four doubles, three home runs and nine RBI.
- Batted .333 (34x102) with 15 runs scored, seven doubles, six home runs and 19 RBI in 28 games during July -- tied for ninth in the American League with six home runs during the month.
- Connected for two home runs on August 16 versus Texas to establish a career high.
- Hit .302 (38x126) with runners in scoring position.

Tabbed the International League's Most Valuable Player with Triple A Buffalo during the **2004** season.

- Selected to both the International League's mid- and post-season all-star squads.
- Led the International League with 109 runs scored and 181 hits, while he finished second with 44 doubles and tied for third with a .326 batting average.
- Named the best batting prospect in the International League by *Baseball America*.
- Posted a season-high 14-game hitting streak May 17-31 -- batted .356 (21x59) with four doubles, a home run and 12 RBI over the course of the streak.
- Belted a season-high two home runs on July 2 versus Syracuse -- matched the high with two home runs on July 8 at Charlotte.
- Saw action in all nine of Buffalo's games during the International League playoffs -- hit .324 (11x34) with a double, home run and four RBI.
- Recalled by the Indians from Buffalo on September 19 -- saw action in eight games with Cleveland.

Began the **2003** season with Buffalo before he saw his first major league action in two separate stints with the Indians.

- Recalled by the Indians from Buffalo on June 12 -- made his major league debut that night versus San Diego as a defensive replacement at third base...at 21 years old, he was the youngest player in the American League during the 2003 season.
- Recorded his first major league hit on June 15 versus Los Angeles, a single in the third inning off Hideo Nomo.
- Optioned back to Buffalo on June 24 -- saw action in six games with Buffalo before he was recalled for the remainder of the season by the Indians on July 1.
- Belted his first major league home run on July 27 versus Minnesota, a solo shot in the third inning off Rick Reed.

Spent the entire **2002** season with Double A Akron -- led the club with 130 games played and 470 at-bats.

- Combined to hit .307 (62x202) with 30 runs scored, 16 doubles, two triples, six home runs and 28 RBI in 56 games during June and July.
- Belted a season-high two home runs on August 16 versus Altoona.
- Batted .059 (1x17) in five games during the Eastern League playoffs.
- Named the 17th-best prospect in the Indians organization following the season by *Baseball America*.
- Saw action with Phoenix in the Arizona Fall League following the season.

Saw action in 125 games as he spent the entire **2001** season with Single A Kinston.



- Batted .316 (30x95) with nine doubles, two triples, two home runs and 15 RBI in 26 games during August.
- Hit .143 (1x7) with an RBI in three games during the Carolina League playoffs.
- Named the 19th-best prospect in the Indians organization following the season by *Baseball America*.

Led all South Atlantic League shortstops with a .949 fielding percentage with Single A Columbus in **2000**.

- Named the 19th-best prospect in the Indians organization following the season by *Baseball America*.

Made his professional debut with the Dominican Summer League Indians after signing with Cleveland as a non-drafted free agent on April 14, **1999**.

PERSONAL/MISCELLANEOUS

He, his wife Molly and daughter Analise Marie (10/25/09) reside in Santiago, DR during the off-season.

- Actively participates with the Detroit Tigers Autographed Memorabilia Donation Program, participated in a pre-game ceremony prior the annual Fiesta Tigres! game and participated in the Tigers Winter Caravan.

JHONNY ANTONIO PERALTA'S CAREER RECORD

Year	Club	AVG	G	AB	R	H	TB	2B	3B	HR	RBI	SH	SF	HB	BB	SO	SB	CS	OBP	SLG	E
1999	DSL Indians	.303	62	208	48	63	107	14	6	6	43	0	4	2	33	49	14	3	.397	.514	—
2000	Columbus	.241	106	349	52	84	108	13	1	3	34	1	2	2	59	102	7	6	.352	.309	26
2001	Kinston	.240	125	441	57	106	155	24	2	7	47	2	3	1	58	148	4	8	.328	.351	27
2002	Akron	.281	130	470	62	132	215	28	5	15	62	7	11	5	45	97	4	2	.343	.457	21
2003	Buffalo	.257	63	237	25	61	78	12	1	1	21	3	0	3	15	45	1	3	.310	.329	10
	Cleveland	.227	77	242	24	55	79	10	1	4	21	2	2	4	20	65	1	3	.295	.326	8
2004	Buffalo	.326	138	556	109	181	274	44	2	15	86	0	9	4	54	126	8	4	.384	.493	27
	Cleveland	.240	8	25	2	6	7	1	0	0	2	0	0	0	3	6	0	1	.321	.280	3
2005	Cleveland	.292	141	504	82	147	262	35	4	24	78	1	4	3	58	128	0	2	.366	.520	19
2006	Cleveland	.257	149	569	84	146	219	28	3	13	68	3	3	1	56	152	0	1	.323	.385	16
2007	Cleveland	.270	152	574	87	155	247	27	1	21	72	1	7	4	61	146	4	4	.341	.430	19
2008	Cleveland	.276	154	605	104	167	286	42	4	23	89	2	5	4	48	126	3	1	.331	.473	14
2009	Cleveland	.254	151	582	57	148	218	35	1	11	83	2	6	4	51	134	0	2	.316	.375	19
2010	Cleveland	.246	91	334	37	82	130	23	2	7	43	0	6	1	32	69	1	0	.308	.389	5
	DETROIT	.253	57	217	23	55	86	7	0	8	38	0	4	0	21	34	0	0	.314	.396	3
MINOR LEAGUE TOTALS		.277	624	2261	353	627	937	135	17	47	293	13	29	17	264	567	38	26	.353	.414	111
DETROIT TOTALS		.253	57	217	23	55	86	7	0	8	38	0	4	0	21	34	0	0	.314	.396	3
MAJOR LEAGUE TOTALS		.263	980	3652	500	961	1534	208	16	111	494	11	37	21	350	860	9	14	.328	.420	106

2011 TIGERS

TRANSACTIONS

- Signed by Cleveland as a non-drafted free agent on April 14, 1999
- Acquired by the Tigers along with cash considerations from Cleveland, in exchange for Giovanni Soto on July 28, 2010

DIVISION SERIES RECORD

Year	Club/Opp.	AVG	G	AB	R	H	TB	2B	3B	HR	RBI	SH	SF	HB	BB	SO	SB	CS	OBP	SLG	E
2007	CLE vs. NYY	.467	4	15	2	7	10	3	0	0	2	0	0	0	4	3	1	0	.579	.667	0

LEAGUE CHAMPIONSHIP SERIES RECORD

Year	Club/Opp.	AVG	G	AB	R	H	TB	2B	3B	HR	RBI	SH	SF	HB	BB	SO	SB	CS	OBP	SLG	E
2007	CLE vs. BOS	.259	7	27	4	7	15	2	0	2	8	0	1	0	1	8	0	0	.276	.556	0

CAREER FIELDING

	G	TC	PO	A	E	DP	PCT
First Base	2	8	7	1	0	0	1.000
Third Base	213	594	150	424	20	48	.966
Shortstop	752	3468	1151	2231	86	516	.975

CAREER HIGHS

- Hits:** 5 (twice) - last, August 6, 2008 at Tampa Bay
- Home Runs:** 2 (six times) - last, August 15, 2010 at Chicago White Sox
- RBI:** 5 (twice) - last, July 27, 2007 vs. Minnesota
- Stolen Bases:** 1 (nine times) - last, April 8, 2010 at Chicago White Sox
- Hitting Streak:** 12 (twice) - last, May 23-June 3, 2007

GRAND SLAMS (2)

August 20, 2006 at Tampa Bay (Brian Meadows) July 26, 2009 at Seattle (Shawn Kelley)

TWO HOME RUN GAMES (6)

August 16, 2005 vs. Texas July 4, 2006 vs. New York Yankees July 27, 2007 vs. Minnesota
 September 17, 2007 vs. Detroit July 30, 2010 at Boston August 15, 2010 at Chicago White Sox



2011 TIGERS



RYAN PERRY

Born: February 13, 1987	Opening Day Age: 24
Birthplace: Pomona, CA	Residence: Tucson, AZ
Bats/Throws: R/R	Height/Weight: 6-4/200
Major League Service: 1.154	Signed Through: 2011
How Obtained: Selected by the Tigers in the first round (21st overall) of the June 2008 draft	

RIGHTHANDED PITCHER - 45

SEASON HIGHLIGHTS

Completed his first full season at the major league level with the Tigers in **2010**, appearing in a career-high 60 games.

- Allowed 20.0 percent of inherited runners to score (7x35), tied for fifth-best in the American League.
- Registered the first save of his major league career on April 10 versus Cleveland.
- Posted a 2.61 ERA (10.1IP/3ER) in 10 outings during April.
- Earned his first major league win on May 1 versus the Los Angeles Angels of Anaheim.
- Sidelined June 7-July 3 with right shoulder bicipital tendinitis -- appeared in three games with Triple A Toledo during an injury rehabilitation assignment June 26-July 3.
- Compiled a 2.51 ERA (14.1IP/4ER) in 12 appearances during August.
- Recorded a 1.15 ERA (15.2IP/2ER) over his final 13 appearances of the season September 3-October 3 -- did not allow a run over his final eight outings of the season September 17-October 3, tossing 9.2 scoreless innings.
- Limited lefthanded batters to a .167 batting average (13x78)...righties hit .284 (42x148) against him.
- Compiled a 2-2 record and 2.48 ERA (32.2IP/9ER) in 32 games at home...finished 1-3 with a 4.80 ERA (30.0IP/16ER) in 28 appearances on the road.
- Posted a 2-4 record and 5.47 ERA (24.2IP/15ER) in 28 outings prior to the all-star break...went 1-1 with a 2.37 ERA (38.0IP/10ER) in 32 games following the all-star break.

Spent the majority of the **2009** season working in relief for the Tigers, finishing sixth among all American League rookies with 53 appearances.

- Made his major league debut on April 8 at Toronto, tossing a scoreless inning of relief.
- Compiled a 1.42 ERA (6.1IP/1ER) over his first eight outings of the season April 8-26 -- after allowing four runs (two earned) on April 28 versus the New York Yankees, he posted a 1.42 ERA (12.2IP/2ER) over a nine-outing stretch April 29-May 25.
- Established a career high with four strikeouts on May 12 at Minnesota.
- Recorded a 2.13 ERA (12.2IP/3ER) in 10 appearances during May.
- Optioned to Toledo by the Tigers on June 8 -- did not appear in a game with Toledo before being recalled by the Tigers on June 12.
- Allowed five runs in 4.1 innings of relief over three outings June 13-20 before being optioned to Toledo on June 21.
- Made eight appearances with Toledo before being recalled by the Tigers for the remainder of the season on July 18.
- Posted a 2.13 ERA (12.2IP/3ER) and 12 strikeouts over a 10-outing stretch with the Tigers July 23-August 16.
- Compiled a 1.93 ERA (9.1IP/2ER) over his final eight outings of the season September 14-October 3.
- Established a career best with three innings of relief on October 3 versus the Chicago White Sox.
- Limited righthanded batters to a .206 batting average (26x126)...lefties hit .294 (30x102) against him.
- Finished 0-1 with a 4.28 ERA (27.1IP/13ER) in 26 games prior to the all-star break...posted a 3.41 ERA (34.1IP/13ER) in 27 outings following the all-star break.
- Compiled a 3.62 ERA (27.1IP/11ER) in 25 outings on the road...finished 0-1 with a 3.93 ERA (34.1IP/15ER) in 28 appearances at home.

Selected by the Tigers in the first round of the June **2008** draft, he saw his first professional action with the Gulf Coast League Tigers and Single A Lakeland.

- Assigned to the Gulf Coast League Tigers to begin his career, he appeared in two games with the club before being transferred to Lakeland for the remainder of the season on July 28.
- Compiled a 2.84 ERA (6.1IP/2ER) and nine strikeouts over his final seven outings with Lakeland August 12-30.
- Limited righthanded batters to a .206 batting average (7x34) between the Gulf Coast League Tigers and Lakeland...



lefties hit .364 (8x22) against him during his two stops.

- Named the second-best prospect and rated as possessing the best fastball and slider in the Tigers organization following the season by *Baseball America*.

PERSONAL/MISCELLANEOUS

Resides in Tucson, AZ during the off-season.

- Saw action with Orleans in the Cape Cod League during the summer of **2007**, compiling a 1-2 record, 4.15 ERA (21.2IP/10ER), four saves and 30 strikeouts in 18 appearances -- named the ninth-best prospect in the Cape Cod League by *Baseball America*.
- Appeared in 31 games (six starts) as a junior at the University of Arizona in **2008**, posting a 6-3 record, 2.89 ERA (74.2IP/24ER), one save and 72 strikeouts...limited opponents to a .217 batting average (60x276).
- Actively participates with Tigers Dreams Come True and the Detroit Tigers Autographed Memorabilia Donation Program, supports Gloves for Kids and participated in the Tigers Winter Caravan.
- Recommended/signed by Brian Reid for the Tigers.

RYAN KEITH PERRY'S CAREER RECORD

Year	Club	W-L	ERA	G	GS	CG	SHO	SV	IP	H	AB	R	ER	HR	HB	BB	SO	WP	BK	AVG
2008	GCL Tigers	0-0	0.00	2	0	0	0	0	2.0	0	6	0	0	0	0	0	4	0	0	.000
	Lakeland	1-2	3.86	12	0	0	0	4	11.2	15	50	6	5	0	1	7	12	2	0	.300
2009	Toledo	1-0	2.63	8	0	0	0	3	13.2	13	53	4	4	1	0	4	12	1	0	.245
	DETROIT	0-1	3.79	53	0	0	0	0	61.2	56	228	30	26	7	1	38	60	6	1	.246
2010	Toledo#	0-0	0.00	3	0	0	0	0	3.2	1	13	1	0	0	0	4	4	0	0	.077
	DETROIT	3-5	3.59	60	0	0	0	2	62.2	55	226	26	25	6	5	23	45	3	0	.243
MINOR LEAGUE TOTALS		2-2	2.61	25	0	0	0	7	31.0	29	122	11	9	1	1	15	32	3	0	.238
MAJOR LEAGUE TOTALS		3-6	3.69	113	0	0	0	2	124.1	111	454	56	51	13	6	61	105	9	1	.244

TRANSACTIONS

- Selected by the Tigers in the first round (21st overall) of the June 2008 draft
- On disabled list, June 7-July 3, 2010 (right shoulder bicipital tendinitis)

CAREER FIELDING

	G	TC	PO	A	E	DP	PCT
Pitcher	113	18	6	11	1	0	.944

CAREER HIGHS

Longest Winning Streak: 1 (three times) - last, September 3, 2010

Longest Losing Streak: 3 - May 4-28, 2010

Strikeouts: 4 - May 12, 2009 at Minnesota

Walks: 3 (twice) - last, June 2, 2009 vs. Boston

Innings (relief): 3.0 - October 3, 2009 vs. Chicago White Sox



RICK PORCELLO

Born: December 27, 1988
Birthplace: Morristown, NJ
Bats/Throws: R/R
Major League Service: 1.170

Opening Day Age: 22
Residence: Chester, NJ
Height/Weight: 6-5/200
Signed Through: 2011
 (club option for 2012)

How Obtained: Selected by the Tigers in the first round (27th overall) of the June 2007 draft

RIGHTHANDED PITCHER - 48

CAREER HIGHLIGHTS

The 2011 season will mark Porcello's third season at the major league level with the Tigers.

- Named the American League Rookie of the Month with the Tigers in May of 2009.
- Won 14 games for the Tigers in 2009, marking the most in Tigers history by a pitcher age 20-or-younger -- surpassed Dave Rozema, who won 11 games for the Tigers in 1977 before celebrating his 21st birthday on August 5.

SEASON HIGHLIGHTS

Finished third on the Tigers staff with 10 wins as he completed his second season with the club in **2010**.

- Tied for sixth in the American League with 2.1 walks per nine innings.

2011 TIGERS



2011 TIGERS

- Started the Tigers home opener versus Cleveland on April 9 -- at 21 years old, he became the youngest pitcher to start a home opener for Detroit since at least 1952.
- Suffered the loss in six straight decisions May 29-August 3 to establish a career-long losing streak.
- Compiled a 2-3 record and 3.13 ERA (31.2IP/11ER) in five starts during May.
- Optioned to Triple A Toledo by the Tigers on June 20 -- started four games with the Mud Hens before he was recalled by the Tigers for the remainder of the season on July 17.
- Equaled a career high with eight strikeouts on July 29 at Tampa Bay.
- Matched a career best with a five-game winning streak August 24-September 26 -- compiled a 2.98 ERA (42.1IP/14ER) over the course of the six-start stretch.
- Finished 7-5 with a 4.30 ERA (92.0IP/44ER) in 15 starts at home...posted a 3-7 record and 5.73 ERA (70.2IP/45ER) in 12 starts on the road.
- Compiled a 4-7 record and 6.14 ERA (70.1IP/48ER) in 13 starts prior to the all-star break...went 6-5 with a 4.00 ERA (92.1IP/41ER) in 14 starts following the all-star break.

Topped all American League rookies with 14 wins in his first season at the major league level with the Tigers in **2009**.

- His 14 wins mark the most in Tigers history by a pitcher age 20-or-younger -- surpassed Dave Rozema, who won 11 games for the Tigers in 1977 before celebrating his 21st birthday on August 5.
- According to the Elias Sports Bureau, he became just the fourth pitcher age 20-or-younger since 1970 with 14-or-more wins in a season -- he joined Cincinnati's Don Gullett in 1971 (16 wins), Minnesota's Bert Blyleven in 1971 (16 wins) and New York's Dwight Gooden in 1984 (17 wins) and 1985 (24 wins).
- Selected to *Baseball America's* All-Rookie Team following the season.
- Tabbed the Detroit Sports Broadcasters' Association Tigers Rookie of the Year.
- Made his major league debut on April 9 at Toronto, taking the loss after allowing four runs in five innings of work -- opposed Ricky Romero in his debut and, according to the Elias Sports Bureau, it marked the first time since Major League Baseball's Draft began in 1965 that two first-round selections making their major league debut squared off against each other...Porcello became the first Tigers starting pitcher to make his major league debut against another pitcher making his debut since Nate Cornejo did so at Texas on August 8, 2001 against Joaquin Benoit...at 20 years, three months and 13 days old, he became the youngest Tigers pitcher to start a game in his major league debut for the club since Bruce Robbins was 19 years old in his debut on July 28, 1979.
- Earned his first major league win on April 19 at Seattle, limiting the Mariners to one run over seven innings of work -- at 20 years, three months and 23 days old, he became the youngest Tigers pitcher to record a victory since Bruce Robbins earned the win on August 28, 1979 at 19 years, 11 months and 28 days old.
- Became the youngest Tigers pitcher to start a game at Comerica Park at 20 years, four months and two days old, doing so on April 29 versus the New York Yankees -- became the third-youngest pitcher to start a game at Comerica Park, behind Seattle's Felix Hernandez at 19 years, three months and 26 days old on August 4, 2005 and Los Angeles' Clayton Kershaw at 20 years, two months and 27 days old on June 15, 2008.
- Posted a five-game winning streak May 5-27, the longest winning streak by a Tigers pitcher age 20-or-younger since at least 1954 -- marked the longest winning streak by a Tigers rookie pitcher since Armando Galarraga also won five straight decisions July 23-August 19, 2008...became the fourth pitcher age 20-or-younger since at least 1954 to record a streak of five-or-more victories in a single season, joining Fernando Valenzuela (eight, April 9-May 14, 1981), Dwight Gooden (seven on two occasions, August 11-September 12, 1984 and July 9-August 10, 1985) and Wally Bunker (six, May 5-June 1, 1964).
- Won seven of his nine starts May 5-June 18 -- according to the Elias Sports Bureau, he became the first major league pitcher under 21 to win seven of nine starts since Dwight Gooden did so in 1985...prior to Porcello, the last American League pitcher to do so was Jim Palmer in 1966.
- Compiled a 5-0 record and 1.50 ERA (30.0IP/5ER) over a five-start stretch May 5-27 -- according to the Elias Sports Bureau, he is the second-youngest pitcher in major league history to post a 5-0 record with an ERA of 1.50-or-lower over any five-start stretch...only Dwight Gooden, who went 5-0 with a 1.43 ERA over a five-start stretch at age 19 in 1984, was younger than Porcello.
- According to the Elias Sports Bureau, he became the sixth pitcher since 1900 to win four straight starts while allowing one-or-fewer runs in a single season prior to turning 21 years old as he did so over a four-start stretch May 5-22 -- joined Christy Mathewson (six straight in 1901 at age 20), Chief Bender (four straight in 1903 at age 19), Walter Johnson (five straight in 1908 at age 20), Fernando Valenzuela (seven straight in 1981 at age 20) and Kerry Wood (four straight in 1998 at age 20) in accomplishing the feat.
- Selected the American League's Rookie of the Month for May -- finished 5-0 with a 1.50 ERA (30.0IP/5ER) in five starts during the month...topped all league pitchers with a 1.50 ERA during May, while he tied for the lead with five wins... became second Tigers pitcher to ever win the award, joining Justin Verlander, who won the award in May of 2006.



- Collected two hits and two RBI as he earned the win on June 12 at Pittsburgh -- according to the Elias Sports Bureau, he became the first Tigers pitcher to earn the win in a game in which he collected two hits and two RBI since Woodie Fryman did so for the club on September 20, 1972 at Cleveland.
- Earned his 10th victory of the season on August 6 versus Baltimore in Detroit's 107th game of the season -- according to the Elias Sports Bureau, he is only the second pitcher over the last 20 years to record his 10th win that early in a season at age 20-or-younger...Felix Hernandez earned his 10th win for the Mariners in the club's 107th game of the 2006 season as well.
- Ejected on August 11 at Boston following a bench-clearing incident in the second inning -- served a five-game suspension from Major League Baseball August 12-17.
- Fanned a career-high eight batters on August 18 versus Seattle -- equaled the high with eight strikeouts on October 6 at Minnesota.
- Finished 2-1 with a 3.16 ERA (31.1IP/11ER) in six starts during August.
- Defeated Ricky Romero and the Toronto Blue Jays at Comerica Park on September 13 for his 13th victory of the season -- according to the Elias Sports Bureau, it marked only the second game in the majors since 1968 to feature rookie starters who both had already won at least 12 games that season...Kansas City's Tom Gordon defeated California's Jim Abbott in Anaheim on September 27, 1989 in the other such match-up.
- Earned Tigers Pitcher of the Month honors for September as he posted a 3-1 record and 3.22 ERA (36.1IP/13ER) in six starts -- tied for eighth in the American League with three wins during the month.
- Limited righthanded batters to a .248 batting average (69x278)...lefties hit .281 (107x381) against him.
- Posted an 8-3 record and 3.87 ERA (83.2IP/36ER) in 15 starts at home...finished 6-6 with a 4.03 ERA (87.0IP/39ER) in 16 starts on the road.
- Compiled an 8-6 record and 4.14 ERA (87.0IP/40ER) in 16 starts prior to the all-star break...finished 6-3 with a 3.76 ERA (83.2IP/35ER) in 15 starts following the all-star break.
- Posted a 2.23 ground ball/fly ball ratio (312 ground balls/140 fly balls) -- second-best among all American League pitchers.
- Tied for fifth in the American League with 24 grounded into double plays induced.

Led the Florida State League with a 2.66 ERA as he made his professional debut with Single A Lakeland in **2008**... selected Lakeland's Pitcher of the Year.

- Selected to both the Florida State League's mid- and post-season all-star squads.
- Tied for second among all league starters with a .244 batting average against, while he finished fifth with 11.52 baserunners per nine innings.
- Topped all league pitchers with 55 total chances and 34 assists, while he tied for the lead with 17 putouts.
- Finished 13th in the Florida State League with a 2.37 ERA (30.1IP/8ER) in six starts during April.
- Earned Florida State League Pitcher of the Week honors for May 5-11 after winning both of his starts and allowing two unearned runs in 11.0 innings of work during the week.
- Compiled a 2-1 record and 2.60 ERA (27.2IP/8ER) in five starts during May -- 11th in the league with a 2.60 ERA during the month.
- Posted a five-game winning streak over a 10-start stretch June 27-August 27.
- Finished 2-0 with a 1.80 ERA (20.0IP/4ER) in four starts during August.
- Limited lefthanded batters to a .230 batting average (44x191)...righties hit .253 (72x285) against Porcello.
- Named the top prospect in the Tigers organization and Florida State League following the season by *Baseball America* ...rated as possessing the best curveball and changeup in the Tigers organization by the publication.

Detroit's first-round selection in the June draft, he did not pitch after agreeing to terms on August 15, **2007**.

- Named the top prospect and rated as possessing the best fastball and slider in the Tigers organization following the season by *Baseball America*.

PERSONAL/MISCELLANEOUS

Resides in Chester, NJ during the off-season.

- Posted a 6-0 record, 0.30 ERA, two saves and 69 strikeouts in 10 games during his junior season at Seton Hall Prep High in **2006**.
- Selected to participate in the Aflac All-American High School Baseball Classic in **2006** -- fanned three batters in an inning of work.
- Selected *USA Today's* High School Player of the Year in **2007** after compiling a 10-0 record, 1.18 ERA and 112 strikeouts in 71 innings pitched as a senior at Seton Hall Prep High in West Orange, NJ...tabbed a First-Team High School All-American by *Baseball America* and the Louisville Slugger High School Player of the Year in New Jersey.
- Named the **2006-07** Gatorade National Baseball Player of the Year.



2011 TIGERS

- Fired a 77-pitch perfect game on May 12, **2007** against Newark Academy.
- Actively participates with Tigers Dreams Come True, the Detroit Tigers Autographed Memorabilia Donation Program and Autographs for a Cause, served as a spokesman for Gloves for Kids, sponsored several families from area pediatric hospitals to attend "Keeping Kids in the Game" and participated in the Tigers Winter Caravan.
- Recommended/signed by Bill Buck for the Tigers.

FREDERICK ALFRED PORCELLO'S CAREER RECORD

Year	Club	W-L	ERA	G	GS	CG	SHO	SV	IP	H	AB	R	ER	HR	HB	BB	SO	WP	BK	AVG
2008	Lakeland	8-6	2.66	24	24	0	0	0	125.0	116	476	51	37	7	11	33	72	3	0	.244
2009	DETROIT	14-9	3.96	31	31	0	0	0	170.2	176	659	81	75	23	3	52	89	6	1	.267
2010	Toledo	1-2	3.21	4	4	0	0	0	28.0	24	98	11	10	0	1	10	19	0	1	.245
	DETROIT	10-12	4.92	27	27	0	0	0	162.2	188	652	96	89	18	7	38	84	11	3	.288
MINOR LEAGUE TOTALS		9-8	2.76	28	28	0	0	0	153.0	140	574	62	47	7	12	43	91	3	1	.244
MAJOR LEAGUE TOTALS		24-21	4.43	58	58	0	0	0	333.1	364	1311	177	164	41	10	90	173	17	4	.278

TRANSACTIONS

- Selected by the Tigers in the first round (27th overall) of the June 2007 draft
- On suspended list, August 12-17, 2009

MAJOR LEAGUE HITTING RECORD

	AVG	AB	R	H	2B	3B	HR	RBI	SH	SF	HBP	BB	SO
2010	.000	1	0	0	0	0	0	0	1	0	0	0	1
Career	.333	6	0	2	0	0	0	2	1	0	0	0	2

CAREER FIELDING

	G	TC	PO	A	E	DP	PCT
Pitcher	58	63	20	40	3	4	.952

CAREER HIGHS

Longest Winning Streak: 5 (twice) - last, August 24-September 26, 2010

Longest Losing Streak: 6 - May 29-August 3, 2010

Strikeouts: 8 (three times) - last, July 29, 2010 at Tampa Bay

Walks: 4 (three times) - last, July 24, 2010 vs. Toronto

Innings (starter): 8.0 (four times) - last, September 26, 2010 vs. Minnesota

Low-Hit Game: 2 - August 24, 2010 vs. Kansas City (7.0IP)



RYAN RABURN

Born: April 17, 1981
Birthplace: Tampa, FL
Bats/Throws: R/R
Major League Service: 3.109
How Obtained: Selected by the Tigers in the fifth round of the June 2001 draft

Opening Day Age: 29
Residence: Balm, FL
Height/Weight: 6-0/185
Signed Through: 2012

OUTFIELDER - 25

CAREER HIGHLIGHTS

The 2011 season will mark the sixth season in which Raburn has seen action at the major league level with the Tigers... marks the first year of a two-year contract he agreed to terms on with the club on January 12, 2011.

SEASON HIGHLIGHTS

Established career highs with 54 runs scored, 104 hits, 25 doubles and 62 RBI as he spent the majority of the **2010** season with the Tigers.

- Optioned to Triple A Toledo by the Tigers on May 12 -- saw action in seven games with the Mud Hens before he was recalled by the Tigers for the remainder of the season on May 22.
- Hit .342 (68x199) with 37 runs scored, 14 doubles, 13 home runs and 39 RBI over his final 53 games of the season August 5-October 4 -- second among all American League players with a .342 batting average and .608 slugging percentage during that stretch, while he tied for second with 27 extra-base hits, finished third with 37 runs scored, tied for third with 13 home runs, finished fourth with 39 RBI, tied for fourth with 68 hits and tied for fifth with 14 doubles.
- Belted a game-tying, three-run home run with two outs in the bottom of the ninth inning on August 5 versus the Chicago



White Sox -- according to the Elias Sports Bureau, it marked the first game-tying or go-ahead home run by a Tigers player with the club down to its last out and trailing by at least three runs in the ninth inning-or-later since May 28, 1998 when Andy Tomberlin capped a five-run rally in the bottom of the ninth inning versus the White Sox at Tiger Stadium with a game-tying three-run home run.

- Established a career high with a 10-game hitting streak August 18-29, batting .357 (15x42) with five doubles, three home runs and 10 RBI.
- Equaled a career best with two home runs on August 29 at Toronto.
- Tabbed the Tigers Player of the Month for August after hitting .308 (32x104) with 21 runs scored, seven doubles, eight home runs and 21 RBI in 28 games -- tied for fourth in the American League with eight home runs during the month, while he tied for sixth with 21 RBI.
- Selected the Tigers Player of the Month for September after batting .378 (34x90) with seven doubles, five home runs and 17 RBI in 25 games -- second in the American League with a .378 batting average during the month, while he tied for ninth with 34 hits.
- Batted .208 (25x120) with two home runs in 43 games prior to the all-star break...hit .315 (79x251) with 13 home runs in 70 games following the all-star break.

Established career highs in nearly every offensive category, including hits (76), home runs (16) and RBI (45) as he spent the majority of the **2009** season with the Tigers.

- Opened the season with Toledo -- connected for two home runs with the Mud Hens on April 14 at Louisville.
- Recalled by the Tigers from Toledo on April 22 -- was leading the International League with five home runs at the time of his recall by the Tigers.
- Hit .414 (12x29) with two doubles, three home runs and 11 RBI over a 12-game stretch May 13-June 4.
- Belted his second career grand slam on May 15 versus Oakland -- drove in a season-high five runs.
- Homered in three straight games May 15-20.
- Saw action at first base on May 25 at Kansas City after entering the game as a pinch-runner -- marked his first professional action at the position.
- Batted .300 (12x40) with a double, three home runs and 12 RBI in 16 games during May.
- Belted a pinch-hit, walk-off home run on June 23 versus the Chicago Cubs -- marked the first pinch-hit, walk-off home run by a Tigers player since Lou Whitaker connected for a three-run home run off Chicago's Roberto Hernandez in a 7-5 victory over the White Sox on August 23, 1995 at Tiger Stadium.
- Collected a season-high three hits on June 25 versus the Chicago Cubs -- equaled the high with three hits on June 30 at Oakland, July 29 at Texas, August 1 at Cleveland, August 20 versus Seattle, September 8 at Kansas City and October 4 versus the Chicago White Sox.
- Equaled a career high with two home runs on August 21 at Oakland -- matched the career high with two home runs on October 4 versus the Chicago White Sox.
- Batted .327 (16x49) with four home runs in 27 games during August.
- Belted his second career lead-off home run on September 14 versus Toronto, connecting off David Purcey.
- Hit .321 (17x53) with two doubles, four home runs and eight RBI in 24 games during September.
- Batted .305 (39x128) with four home runs versus righthanded pitchers...hit .278 (37x133) with 12 home runs against lefthanded pitchers.
- Hit .258 (34x132) in 57 games at home...batted .326 (42x129) in 56 games on the road.
- Batted .269 (32x119) in 50 games prior to the all-star break...hit .310 (44x142) in 63 games following the all-star break.

Made the Tigers Opening Day roster out of Spring Training in **2008**, marking the first time he has appeared on an Opening Day roster at the major league level.

- Displayed his versatility for the Tigers, seeing action at five positions for the the club: second base (16 games), third base (18 games), left field (30 games), center field (six games) and right field (22 games).
- Appeared in one game as a pinch-runner for Detroit before being optioned to Toledo on April 5.
- Hit safely in four of his five games with the Mud Hens before he was recalled by the Tigers for the remainder of the season on April 13.
- Connected for his first career pinch-hit home run on June 17 at San Francisco.
- Belted his first career grand slam on June 28 versus Colorado, connecting off Jeff Francis in the fourth inning.
- Batted .320 (8x25) with two doubles, a home run and four RBI in 14 games during July.
- Equaled a career high with four hits on August 5 at Chicago's U.S. Cellular Field against the White Sox.

Opened the **2007** season with Toledo and he spent the first three months of the season with the Mud Hens before earning a promotion to Detroit -- tabbed the Detroit Sports Broadcasters' Association Tigers Rookie of the Year.

- Selected to the International League's mid-season all-star squad -- unable to participate in the Triple A All-Star Game



2011 TIGERS

due to his promotion to Detroit.

- Rated as possessing the best outfield arm in the International League by *Baseball America*.
- Tied for third in the International League with 15 RBI during April, while he tied for fifth with four home runs.
- Hit for the cycle on May 27 versus Columbus -- first Mud Hens player to accomplish the feat since Dewayne Wise on May 14, 2005 at Pawtucket.
- Tied for third in the International League with six home runs during May, while he finished fifth with 22 RBI -- hit .290 (29x100) with 24 runs scored, six doubles and two triples in 29 games during the month.
- Hit .357 (15x42) with five doubles, a home run and five RBI over a 10-game hitting streak June 18-28.
- Selected the TOPPS Player of the Month in the International League in June after hitting .348 (39x112) with 22 runs scored, nine doubles, a triple, six home runs and 24 RBI in 28 games -- led the league with 68 total bases during the month, while he finished fourth with 24 RBI, tied for fourth with six home runs and sixth with a .348 batting average.
- Joined the Tigers after having his contract purchased from Toledo on July 6 -- at the time of his promotion, he was leading the International League with 60 runs scored, while he was second with 64 RBI, tied for third with 41 extra-base hits and a .540 slugging percentage and fourth with 17 home runs.
- Belted his first major league home run on July 21 versus Kansas City, a lead-off blast off Jorge De La Rosa.
- Established career highs with four hits, two home runs and seven RBI on July 25 at U.S. Cellular Field against the White Sox -- first Tigers player with seven RBI since Carlos Pena on May 19, 2003 at Cleveland...it marked the 13th seven-or-more RBI game by a Tigers player since at least 1957, including the only one by a club rookie during that stretch...his four hits were the most by a club rookie since Curtis Granderson collected five hits on September 18, 2005 at the Los Angeles Angels of Anaheim...his 11 total bases were the most by a Tigers player in a single game since Ivan Rodriguez collected 11 total bases on April 5, 2006 at Kansas City.
- Hit .387 (12x31) in 12 games during July, collecting two doubles, three home runs and 10 RBI.
- Batted .338 (27x80) against righthanded pitchers for the Tigers...hit .259 (15x58) with lefties on the mound.
- Hit .359 (14x39) with runners in scoring position.

Spent his second season with Toledo in **2006**, earning International League all-star honors as he split time between second base and the outfield.

- Batted .436 (24x55) with five doubles, a triple, four home runs and 12 RBI during a 13-game hitting streak May 7-20.
- Belted a season-high two home runs on May 18 at Norfolk.
- Named the Tigers Minor League Player of the Month for May after hitting .323 (32x99) with 16 runs scored, seven doubles, a triple, five home runs and 20 RBI -- tied for third in the league with 20 RBI during the month, while he was fifth with 56 total bases.
- Hit .314 (33x105) with 16 runs scored, nine doubles, a triple, five home runs and 15 RBI in 27 games during June -- fourth in the league with 59 total bases during the month.
- Sideline August 11-26 with a left rib cage contusion.
- Saw action in nine games during the International League playoffs, batting .114 (4x35) with a home run and two RBI.
- Named the 27th-best prospect in the Tigers organization following the season by *Baseball America*.

Spent the entire **2005** season at Toledo, clubbing 19 home runs for the Mud Hens.

- Led all International League second basemen with 21 errors.
- Hit safely in 14 of his 15 games May 29-June 13, batting .386 (22x57) with 11 runs scored, five doubles, a triple, two home runs and eight RBI.
- Drove in a season-high four runs on June 21 at Ottawa -- equaled the high with four RBI in the second game of a doubleheader on August 22 at Charlotte.
- In six games during the International League playoffs, he hit .348 (8x23) with a double and three RBI.
- Named the 18th-best prospect in the Tigers organization following the season by *Baseball America*.

Played the majority of his first season as a second baseman at Double A Erie in **2004**, before seeing his first major league action with the Tigers in September.

- Opened the season on the disabled list at Erie with a dislocated right finger.
- His option was transferred to Single A Lakeland on May 14 after being reinstated from the disabled list -- played in three games with Lakeland before having his option transferred back to Erie on May 18.
- Sixth in the Eastern League with a .390 on-base percentage for the SeaWolves, while he finished ninth with a .533 slugging percentage and tied for ninth with a .301 batting average.
- Collected a season-high two home runs and four RBI May 26 versus Akron -- equaled the high in home runs on August 4 at Portland and matched the best in RBI on July 7 versus Binghamton, August 4 at Portland and August 10 versus Reading.
- Posted two four-hit games for the SeaWolves: June 20 versus Altoona and August 10 versus Reading.



- Over his final 56 games July 4-September 6, he hit .367 (81x221) with 48 runs scored, 25 doubles, four triples, 12 home runs and 52 RBI.
- Recorded a 13-game hitting streak July 4-19, batting .442 (23x52) with five runs scored, seven doubles, a triple, three home runs and 13 RBI.
- Tied for fourth in the league with nine doubles during July and tied for sixth with 21 RBI -- batted .348 (32x92) in 24 games during the month, scoring 11 runs and belting four home runs.
- Reached base safely via a hit or walk in his final 25 games of the season August 9-September 6, hitting .420 (42x100) with 30 runs scored, 13 doubles, two triples, four home runs, 22 RBI and a .482 on-base percentage.
- Recorded the league's longest hitting streak, a 20-game streak August 9-31...batted .476 (39x82) over the course of the streak, scoring 26 runs and collecting 12 doubles, two triples, four home runs and 22 RBI.
- Selected as the Eastern League's Player of the Week for August 9-15 after batting .520 (13x25) with 10 runs scored, five doubles, two home runs and nine RBI in six games.
- Named the Tigers Minor League Player of the Month for August after hitting .407 (48x118) with 33 runs, 15 doubles, two triples, eight home runs and 31 RBI in 29 games -- led the league with a .407 batting average, 33 runs scored, 48 hits and 15 doubles during the month, while he was second with 31 RBI and tied for fifth with eight home runs.
- Led all Eastern League second basemen with 26 errors.
- Hit .310 (31x100) against lefthanded pitchers in the Eastern League and .297 (79x266) with righties on the mound.
- Saw action in three games during the Eastern League playoffs for the SeaWolves, hitting .286 (4x14) with a double.
- Recalled from Erie by the Tigers on September 12 -- made his major league debut that day versus Minnesota, striking out as a pinch-hitter in the ninth inning.
- Ripped a run-scoring double, his first major league hit, in the fifth inning off C.C. Sabathia on September 16 at Cleveland.
- Named the eighth-best prospect in the Tigers organization following the season by *Baseball America*.
- Played with Grand Canyon in the Arizona Fall League following the season, hitting .250 (17x68) with 17 runs scored, three doubles, four home runs and eight RBI in 21 games.

Combined to hit .241 with 15 home runs and 68 RBI between Single A West Michigan and Lakeland in 2003...third among all Tigers minor leaguers in RBI and fourth in home runs.

- Opened the season with West Michigan, hitting safely in 13 of his 16 games with the Whitecaps.
- Hit safely in eight of his final nine games with West Michigan April 14-22, batting .400 (14x35) with 11 runs scored, six doubles, three home runs and 11 RBI.
- Tied for fifth in the Midwest League during April with three home runs and he finished seventh with a .351 batting average (20x57).
- Promoted to Lakeland on April 23...fifth in the Florida State League with a home run every 27.08 at-bats.
- Drove in a season-best four runs on May 6 versus Fort Myers...equaled the season high at Jupiter on May 21.
- Garnered Florida State League Player of the Week honors for May 19-26 after hitting .429 (9x21) with nine runs scored, two doubles, a home run and four RBI in seven games.
- Collected a season-high five hits on June 2 at Fort Myers.
- Belted three home runs during June, tied for fifth-most in the Florida State League.
- Batted .325 (13x40) with eight runs scored, two doubles, two triples and 11 RBI over a 14-game stretch July 5-22.
- Fared better against lefthanders in the Florida State League, hitting .324 (24x74)...batted .191 (48x251) for Lakeland versus righties.
- Named the 11th-best prospect in the Tigers organization following the season by *Baseball America*.

Sidelined for the first three months of the 2002 season due to a right hip strain.

- Joined the Gulf Coast League Tigers on July 8 to begin an injury rehab assignment...hit safely in six straight games for the Tigers July 10-16, batting .429 (9x21) with four runs scored, three doubles, a triple, home run and four RBI.
- Activated from the disabled list and sent to West Michigan on July 17.
- Posted a season-best eight-game hitting streak July 17-25, batting .355 (11x31) with five runs scored, three doubles, a triple, two home runs and eight RBI.
- Established season highs with three hits, two home runs and four RBI against Fort Wayne on August 10.
- In three games during the Midwest League playoffs, he hit .214 (3x14) with a double and two RBI.
- Named the 25th-best prospect in the Tigers organization following the season by *Baseball America*.

Assigned to the Gulf Coast League Tigers after being selected by Detroit in the fifth round of the June 2001 draft.

- Promoted to Single A Oneonta on July 18, he was named to *Baseball America*'s short-season all-star squad.
- Led the New York-Penn League with eight triples, while he finished third with 33 extra-base hits...tied for the lead among all league third basemen with 23 errors.



2011 TIGERS

- Earned New York-Penn League Player of the Week honors for July 16-22, batting .500 (9x18) with four runs scored, three doubles, a triple, two home runs and seven RBI in four games.
- Hit safely in 26-of-28 games August 3-September 1, batting .417 (45x108) with 16 runs scored, 12 doubles, six triples, five home runs and 29 RBI...included in the 28-game stretch was a 10-game hitting streak August 3-13 and 13-game hitting streak August 18-September 1 -- hit .415 (17x41) with nine runs scored, four doubles, two triples, three home runs and 11 RBI during the 10-game hitting streak and .500 (24x48) with six runs scored, seven doubles, four triples, two home runs and 14 RBI during the 13-game hitting streak.
- Garnered New York-Penn League Player of the Week honors for a second time August 20-26...batted .600 (15x25) with three runs scored, four doubles, a triple, home run and nine RBI in seven games during the week.
- Selected as the Tigers Minor League Player of the Month for August after batting .402 (45x112) with 16 runs scored, 12 doubles, six triples, five home runs and 29 RBI in 29 games.
- Named to *Baseball America's* College First-Year All-Star squad and was rated as having the second-best debut of all junior college players by the publication.
- Named the 12th-best prospect in the New York-Penn League and 18th-best prospect in the Tigers organization following the season by *Baseball America*.

PERSONAL/MISCELLANEOUS

He and his wife Suzanne reside in Balm, FL during the off-season.

- Did not sign after being selected in the 18th round by the Tampa Bay Devil Rays in the June 1999 draft out of Durant High School in Dover, FL.
- His brother, Johnny, played in the Milwaukee Brewers organization during the 2010 season.
- Actively participates with Tigers Dreams Come True and the Detroit Tigers Autographed Memorabilia Donation Program, supports Gloves for Kids, visited and interacted with veterans at the Department of Veterans Affairs Detroit Medical Center and attended and sponsored several families from area pediatric hospitals to attend "Keeping Kids in the Game."
- Recommended/signed by Steve Nichols for the Tigers.

RYAN N. RABURN'S CAREER RECORD

Year	Club	AVG	G	AB	R	H	TB	2B	3B	HR	RBI	SH	SF	HB	BB	SO	SB	CS	OBP	SLG	E
2001	GCL Tigers	.155	19	58	4	9	14	2	0	1	5	0	0	3	9	19	2	1	.300	.241	1
	Oneonta	.363	44	171	25	62	119	17	8	8	42	0	1	0	17	42	1	3	.418	.696	23
2002	GCL Tigers#	.300	8	30	4	9	17	3	1	1	5	0	0	0	3	7	0	0	.364	.567	3
	West Michigan	.220	40	150	27	33	63	10	1	6	28	0	3	4	16	46	0	2	.306	.420	12
2003	West Michigan	.351	16	57	14	20	36	7	0	3	12	0	0	2	6	14	1	1	.431	.632	2
	Lakeland	.222	95	325	52	72	128	14	3	12	56	0	2	10	45	89	2	1	.332	.394	21
2004	Lakeland	.273	3	11	1	3	7	1	0	1	3	0	0	0	1	6	0	0	.333	.636	4
	Erie	.301	98	366	66	110	195	29	4	16	63	1	1	7	47	96	3	0	.390	.533	27
	DETROIT	.138	12	29	4	4	5	1	0	0	1	0	0	0	2	15	1	0	.194	.172	1
2005	Toledo	.253	130	471	62	119	206	22	4	19	64	1	2	5	45	109	8	3	.323	.437	21
2006	Toledo	.275	118	451	68	124	221	29	4	20	79	1	4	5	51	120	16	4	.352	.490	7
2007	Toledo	.292	85	315	60	92	170	21	3	17	64	0	3	4	51	73	12	4	.394	.540	3
	DETROIT	.304	49	138	28	42	70	12	2	4	27	1	1	0	8	33	3	0	.340	.507	1
2008	Toledo	.316	5	19	6	6	14	2	0	2	6	0	0	0	4	5	0	0	.435	.737	0
	DETROIT	.236	92	182	26	43	67	10	1	4	20	1	0	0	16	49	3	1	.298	.368	10
2009	Toledo	.255	12	47	11	12	30	3	0	5	9	0	1	1	7	13	2	1	.357	.638	1
	DETROIT	.291	113	261	44	76	139	11	2	16	45	1	1	2	26	60	5	4	.359	.533	9
2010	Toledo	.444	7	27	5	12	18	6	0	0	2	0	0	0	2	3	1	1	.483	.667	0
	DETROIT	.280	113	371	54	104	176	25	1	15	62	1	3	8	27	92	2	2	.340	.474	6
MINOR LEAGUE TOTALS		.273	680	2498	405	683	1238	166	28	111	438	3	17	41	304	642	48	21	.359	.496	125
MAJOR LEAGUE TOTALS		.274	379	981	156	269	457	59	6	39	155	4	5	10	79	249	14	7	.333	.466	27

TRANSACTIONS

- Selected by Tampa Bay in the 18th round of the June 1999 draft
- Selected by the Tigers in the fifth round of the June 2001 draft
- On disabled list, June 18-July 3, 2002 (right hip strain)
- On disabled list, April 8-May 14, 2004 (dislocated right finger)
- On disabled list, August 11-26, 2006 (left rib cage contusion)

CAREER FIELDING

	G	TC	PO	A	E	DP	PCT
First Base	11	44	41	3	0	7	1.000
Second Base	55	206	73	125	8	33	.961
Third Base	29	39	12	20	7	1	.821
Outfield	273	432	404	16	12	3	.972



CAREER HIGHS


Hits: 4 (twice) - last, August 5, 2008 at Chicago White Sox
Home Runs: 2 (four times) - last, August 29, 2010 at Toronto
RBI: 7 - July 25, 2007 at Chicago White Sox
Stolen Bases: 1 (14 times) - last, August 15, 2010 at Chicago White Sox
Hitting Streak: 10 - August 18-29, 2010

GRAND SLAMS (2)

June 28, 2008 vs. Colorado (Jeff Francis) May 15, 2009 vs. Oakland (Brett Anderson)

TWO HOME RUN GAMES (4)

July 25, 2007 at Chicago White Sox August 21, 2009 at Oakland October 4, 2009 vs. Chicago White Sox
 August 29, 2010 at Toronto



WILL RHYMES

Born: April 1, 1983 **Opening Day Age:** 28
Birthplace: Houston, TX **Residence:** Sarasota, FL
Bats/Throws: L/R **Height/Weight:** 5-9/155
Major League Service: 0.071 **Signed Through:** 2011
How Obtained: Selected by the Tigers in the 27th round of the June 2005 draft

SECOND BASEMAN - 28

2011 TIGERS

SEASON HIGHLIGHTS

Opened the **2010** season with Triple A Toledo before he saw his first major league action in two separate stints with the Tigers...named Toledo's Player of the Year.

- Led the International League with 13 sacrifice hits, while he finished second with one strikeout every 12.03 plate appearances, tied for third with seven triples and finished sixth with a .305 batting average.
- Batted .345 (29x84) with four doubles, a triple and seven RBI in 20 games during April -- tied for the lead in the International League with 29 hits during the month, while he tied for eighth with a .345 batting average.
- Tied for seventh in the International League with a .333 batting average (28x84) in 23 games during June.
- Hit .338 (27x80) with nine doubles, a triple, two home runs and eight RBI in 21 games during July.
- Had his contract purchased by the Tigers from Toledo on July 25 -- made his major league debut that afternoon in the day game of a day-night doubleheader versus Toronto, striking out as a pinch-hitter.
- Collected his first major league hit on July 27 at Tampa Bay, a single off James Shields.
- Optioned to Toledo by the Tigers on August 8 -- hit .321 (9x28) in seven games with the Mud Hens before he was recalled for the remainder of the season by the Tigers on August 18.
- Established a career high with four hits on August 22 versus Cleveland.
- Compiled a career-best 12-game hitting streak August 22-September 4, batting .370 (20x54) with four doubles, a triple and seven RBI.
- Seventh among all American League players with a .338 batting average (24x71) in 18 games during August.
- Belted his first major league home run on September 20 versus Kansas City, a two-run shot off Zack Greinke.
- Hit .351 (13x37) versus lefthanded pitchers...batted .292 (45x145) with righties on the mound.
- Batted .317 (33x104) in 29 games on the road...hit .287 (25x87) in 25 games at Comerica Park.

Spent the entire **2009** season with Toledo as he saw action at second base, third base, shortstop, left field and center field for the Mud Hens.

- Collected a season-high five RBI on April 9 at Indianapolis.
- Compiled a season-best nine-game hitting streak May 26-June 4, batting .441 (15x34) with five doubles, a home run and four RBI.
- Combined to hit .282 (64x227) in 61 games during June, July and August.
- Fared better against lefthanded pitchers, hitting .291 (32x110)...batted .248 (73x294) with righties on the mound.
- Batted .295 (28x95) with runners in scoring position.

Sixth in the Eastern League with a .306 batting average as he spent the majority of the **2008** season with Double A Erie.

- Led the Eastern League with 158 hits, while he finished third with 516 at-bats and 76 runs scored and tied for fifth with seven triples.



2011 TIGERS

- Topped all league second basemen with 562 total chances, 236 putouts, 16 errors and 86 double plays.
- Collected a season-high four hits on May 2 at Altoona -- equaled the high with four hits on July 26 versus Bowie, July 29 at Akron, August 3 versus Reading and August 21 at New Britain.
- Batted .320 (32x100) with 16 runs scored, four doubles, two triples and nine RBI in 28 games during May.
- Hit safely in each of his last 11 games with the SeaWolves August 14-26, batting .362 (17x47).
- Second in the Eastern League with a .384 batting average (38x99) in 23 games during August.
- Transferred from Erie to Toledo on August 27 -- hit safely in five of his six games with the Mud Hens.
- Named the 30th-best prospect in the Tigers organization following the season by *Baseball America*.
- Saw action in 26 games with Mesa in the Arizona Fall League following the season, batting .287 (31x108) with 20 runs scored, a double, home run and 10 RBI.

Selected to the Florida State League's mid-season all-star squad with Single A Lakeland during the **2007** season before he had his contract transferred to Erie on July 20.

- Fourth in the Florida State League with a .389 on-base percentage, while he was seventh with a .304 batting average.
- Fanned once every 10.13 plate appearances, the toughest batter to strike out in the Florida State League.
- Hit safely in 10 straight games May 3-14, batting .380 (19x50) with a double, home run and nine RBI.
- Collected a season-high four hits on May 11 at Daytona.
- Tied for fourth in the Florida State League with a .351 batting average (39x111) in 26 games during May -- scored 16 runs during the month, while he collected five doubles, a triple, home run and 15 RBI.
- Compiled a season-best 13-game hitting streak June 12-26, batting .400 (18x45).
- Batted .337 (31x92) with 16 runs scored, three doubles, a triple, two home runs and 15 RBI in 27 games during June -- tied for 14th in the Florida State League with a .337 batting average during the month.
- Hit .333 (14x42) over the course of a 10-game hitting streak with Erie August 21-September 1.

Third in the Midwest League with 80 runs scored for Single A West Michigan during the **2006** season.

- Fifth in the Midwest League with 506 at-bats.
- Fanned once every 10.91 plate appearances, the third-toughest batter to strike out in the league.
- Topped all league second basemen with 80 double plays.
- Hit .329 (25x76) in 19 games during April -- 10th in the Midwest League with a .329 batting average during the month.
- Batted .310 (40x129) with 23 runs scored, three doubles, a triple, two home runs and 12 RBI in 29 games during July.
- Saw action in nine games during the Midwest League playoffs, hitting .382 (13x34) with seven runs scored, a double, home run and six RBI.

Named to the New York-Penn League's and *Baseball America's* Short-Season Single A all-star squads as he made his professional debut with Single A Oneonta after being selected in the 27th round of the June **2005** draft.

- Tied for sixth in the New York-Penn League with a .328 batting average.
- Fanned once every 18.60 plate appearances, the second-toughest batter to strike out in the league.
- Collected a season-high four hits on July 16 at New Jersey -- equaled the high with four hits on July 21 versus Brooklyn.
- Third in the New York-Penn League with a .362 batting average (34x94) in 21 games during July.
- Saw action in both of Oneonta's games during the New York-Penn League playoffs, hitting .125 (1x8) with an RBI.

PERSONAL/MISCELLANEOUS

Resides in Sarasota, FL during the off-season.

- Hit .282 (49x174) in 42 games as a freshman at the College of William & Mary in **2002**, scoring 28 runs and collecting nine doubles, three triples, 19 RBI and 12 stolen bases.
- Saw limited action as a sophomore at the College of William & Mary in **2003**, batting .167 (7x42) in 23 games.
- Played for Arlington in the Clark Griffith League during the summer of **2003**, hitting .314 (32x102) with 18 runs scored, four doubles, five RBI and three stolen bases.
- Earned All-Colonial Athletic Association honors as a junior at the College of William & Mary in **2004** -- batted .388 (73x188) with 52 runs scored, 13 doubles, four triples, eight home runs and 35 RBI in 49 games.
- Selected to the Cape Cod League's all-star squad during the summer of **2004** after hitting .308 (49x159) with 21 runs scored, five doubles, a home run, five RBI and nine stolen bases for Brewster.
- Tabbed a Second-Team All-Colonial Athletic Association selection as a senior at the College of William & Mary in **2005** after leading the conference with a .413 batting average (92x223)...in 53 games, he scored 58 runs and collected 10 doubles, four triples, six home runs, 47 RBI and 22 stolen bases.
- Actively participates with Tigers Dreams Come True and the Detroit Tigers Autographed Memorabilia Donation Program and participated in the Tigers Winter Caravan.
- Recommended/signed by Bill Buck for the Tigers.



WILLIAM DANIEL RHYMES' CAREER RECORD

Year	Club	AVG	G	AB	R	H	TB	2B	3B	HR	RBI	SH	SF	HB	BB	SO	SB	CS	OBP	SLG	E
2005	Oneonta	.328	61	250	49	82	105	11	3	2	27	3	0	1	25	15	14	3	.391	.420	10
2006	West Michigan	.261	126	506	80	132	164	19	2	3	39	12	4	3	53	53	23	6	.332	.324	17
2007	Lakeland	.304	88	326	43	99	127	12	2	4	35	12	1	2	44	38	24	3	.389	.390	14
	Erie	.265	39	155	21	41	50	6	0	1	21	6	2	2	6	20	5	1	.297	.323	7
2008	Erie	.306	131	516	76	158	202	21	7	3	60	10	3	3	44	66	17	6	.362	.391	20
	Toledo	.320	6	25	5	8	10	0	1	0	2	0	0	0	2	4	0	0	.370	.400	0
2009	Toledo	.260	109	404	48	105	143	17	6	3	41	10	2	3	36	58	20	8	.324	.354	5
2010	Toledo	.305	95	364	59	111	151	20	7	2	35	13	4	4	36	35	22	5	.370	.415	4
	DETROIT	.304	54	191	30	58	79	12	3	1	19	7	1	0	14	16	0	3	.350	.414	4
MINOR LEAGUE TOTALS		.289	655	2546	381	736	952	106	28	18	260	66	16	18	246	289	125	32	.354	.374	77
MAJOR LEAGUE TOTALS		.304	54	191	30	58	79	12	3	1	19	7	1	0	14	16	0	3	.350	.414	4

TRANSACTIONS

- Selected by the Tigers in the 27th round of the June 2005 draft

CAREER FIELDING

	G	TC	PO	A	E	DP	PCT
Second Base	53	243	89	150	4	37	.984

CAREER HIGHS

Hits: 4 - August 22, 2010 vs. Cleveland

Home Runs: 1 - September 20, 2010 vs. Kansas City

RBI: 2 (six times) - last, September 20, 2010 vs. Kansas City

Stolen Bases: No major league stolen bases

Hitting Streak: 12 - August 22-September 4, 2010



RAMON SANTIAGO

Born: August 31, 1979

Birthplace: Las Matas de Farfan, DR

Bats/Throws: S/R

Major League Service: 6.095

How Obtained: Signed by the Tigers as a minor league free agent on December 12, 2005

Opening Day Age: 31

Residence: Las Matas de Farfan, DR

Height/Weight: 5-11/175

Signed Through: 2011

INFIELDER - 39

2011 TIGERS

CAREER HIGHLIGHTS

The 2011 season will mark Santiago's eighth season at the major league level with the Tigers...marks the final year of a two-year contract he agreed to terms on with the club on December 16, 2009.

SEASON HIGHLIGHTS

Spent the entire **2010** season with the Tigers, seeing action at both second base and shortstop for the club.

- Hit .326 (15x46) in 17 games during April.
- Equaled a career high with four hits on June 17 versus Washington.
- Compiled a career-best nine-game hitting streak June 25-July 5, batting .333 (10x30).
- Batted .302 (19x63) in 22 games during June.
- Hit .313 (21x67) against lefthanded pitchers...batted .249 (63x253) with righties on the mound.
- Saw action in nine games with Escogido in the Dominican Winter League following the season, hitting .393 (11x28) with three doubles, a home run and five RBI.

Spent the entire **2009** season at the major league level with the Tigers, his first full season at the major league level since 2003 with Detroit -- established career highs with seven home runs and 35 RBI.

- Tied for eighth in the American League with 10 sacrifice hits.
- Established a career high with five RBI on April 19 at Seattle.
- Equaled a career high with an eight-game hitting streak April 29-May 22, batting .483 (14x29) with three doubles, a triple, two home runs and eight RBI.
- Collected four hits on May 17 versus Oakland to establish a career best.



2011 TIGERS

- Hit .349 (15x43) with three doubles, a triple, two home runs and nine RBI in 13 games during May.
- Posted a seven-game hitting streak September 20-30, batting .440 (11x25).
- Hit .347 (17x49) in 17 games during September.
- Batted .267 (60x225) with six home runs versus righthanded pitchers...hit .270 (10x37) with one home run against lefthanded pitchers.
- Hit .298 (36x121) in 47 games at home...batted .241 (34x141) in 46 games on the road.
- Batted .271 (36x133) with six home runs in 46 games prior to the all-star break...hit .264 (34x129) with one home run in 47 games following the all-star break.
- Hit .322 (19x59) with eight runs scored, five doubles, two triples, a home run and five RBI in 17 games for Cibao in the Dominican Winter League following the season.

Served as Detroit's utility infielder in **2008** after making the club's Opening Day roster out of Spring Training for the third time in his major league career.

- Belted his first home run since August 1, 2003 at Minnesota on April 22 versus Texas, snapping a stretch of 417 plate appearances without a home run.
- Sidelined June 5-July 8 with a separated left shoulder -- assigned to Triple A Toledo as part of an injury rehab assignment on June 30...hit .214 (6x28) in eight games with the Mud Hens.
- Equaled a career high with three hits and two home runs on September 25 versus Tampa Bay -- belted his third career lead-off home run in the game, connecting against Scott Kazmir.
- Hit .313 (20x64) with four home runs in 29 games at Comerica Park...batted .250 (15x60) in 29 games on the road.
- Batted .347 (17x49) in 23 games prior to the all-star break...hit .240 (18x75) in 35 games following the all-star break.
- Saw action in 18 games for Cibao in the Dominican Winter League following the season, batting .323 (21x65) with six doubles and six RBI.

Spent most of the **2007** season as the shortstop at Toledo before joining the Tigers in August.

- Hit safely in nine of his 10 games with the Mud Hens May 2-11, batting .326 (14x43) with seven runs scored, three doubles, three triples, a home run and seven RBI.
- Compiled a 16-game hitting streak June 14-30, batting .387 (29x75) with 14 runs scored, six doubles, a triple, two home runs and 10 RBI.
- Collected a season-high four hits with Toledo on June 18 at Ottawa and June 23 versus Indianapolis.
- Seventh in the International League with a .333 batting average (41x123) in 28 games during June.
- Sidelined July 14-August 11 with a right finger fracture.
- Hit safely in all five of his games with Toledo following his return from the disabled list -- batted .316 (6x19) with two doubles and an RBI.
- Recalled by the Tigers from Toledo on August 17.
- Equaled a career high with three hits on August 28 at Kansas City -- matched the high with three hits on September 2 at Oakland and September 18 at Cleveland.
- Hit .395 (15x38) in 14 games on the road...batted .138 (4x29) in 18 games at Comerica Park.
- Appeared in 15 games with Escogido in the Dominican Winter League following the season, batting .275 (14x51).

Spent the majority of the **2006** season with the Tigers as an utility infielder after returning to the organization during the off-season as a minor league free agent.

- Batted .323 (10x31) over his final 21 games of the season with Detroit June 11-September 28.
- Optioned to Toledo on July 21.
- Recalled by the Tigers from Toledo on August 16 -- appeared in one game with the Tigers before being optioned back to Toledo on August 21.
- Batted .308 (16x52) with 10 runs scored, five doubles, a home run and 10 RBI in 15 games during August for Toledo.
- Recalled by the Tigers from Toledo on September 1.
- Played in four games with Escogido in the Dominican Winter League following the season, going hitless in nine at-bats.

Played the entire **2005** season at Triple A Tacoma in the Mariners organization, before joining Seattle in September.

- Tied for the lead in the Pacific Coast League with 17 sacrifice hits for Tacoma...led all league second basemen with a .993 fielding percentage.
- Drove in a season-best five runs on August 27 at Tucson.
- Batted .290 (29x100) with 19 runs scored, six doubles, a triple, three home runs and 13 RBI in 26 games during August.
- Saw action in eight games with the Mariners after having his contract purchased from Tacoma on September 7 -- started at second base twice, while also seeing action as a pinch-runner and pinch-hitter.
- Batted .231 (3x13) with eight runs scored, a triple, two RBI and two stolen bases in 13 games for Escogido in the Dominican Winter League following the season.



Saw action in 19 games during four separate stints with the Mariners after being acquired from the Tigers in a three-player deal on January 8, 2004...managed a .193 batting average in 71 games at Tacoma.

- Collected a season-best three hits with Tacoma on April 9 at Tucson.
- In 15 games during August with Tacoma, he batted .271 (13x48) with 12 runs scored, two doubles, a triple and five RBI.

Spent his first full season at the major league level in 2003, beginning the year as the Tigers second baseman before shifting back to his natural shortstop position late in June.

- His .225 batting average and .284 slugging percentage were the lowest of any American League player, while his .292 on-base percentage was third-worst in the league.
- Topped the league with 18 sacrifice hits, the most by a Tigers player since Chico Fernandez had 19 sacrifice hits in 1960...the 18 sacrifice hits were the most in the majors since Kansas City's Tom Goodwin had 21 in 1996.
- Struggled against lefthanders, hitting .187 (25x134) with a .232 on-base percentage and .246 slugging percentage -- last in the league in both batting average and on-base percentage, while his slugging percentage was second-worst...batted .242 (75x310) with a .317 on-base percentage and .300 slugging percentage versus righties.
- Managed a .200 batting average (44x220) in 69 games on the road, lowest in the league...hit .250 (56x224) in 72 games at Comerica Park.
- Committed 10 errors at second base, tied for seventh-most among league second basemen...his 68 double plays turned at shortstop were the ninth-most in the league.
- Batted .360 (9x25) with three doubles and four RBI over a career-high eight-game hitting streak April 6-16.
- Started his first game at shortstop on June 22 at Colorado after his previous 50 starts were at second base -- started 84 of the Tigers final 91 games at shortstop.
- Swiped two bases versus Toronto on June 30, establishing a career high.
- Strung together 218 total errorless chances at shortstop June 30-August 27...committed nine errors over his final 31 games at shortstop August 28-September 28, a total of 158 chances.
- Ripped a solo home run on July 1 versus Toronto, his first home run since June 19, 2002 at Atlanta -- a stretch of 321 homerless at-bats.
- Established a career high with four RBI on September 18 versus Toronto.
- Equaled a career best with three hits at Kansas City on September 23.

Made stops at Double A Erie and Toledo before having his contract purchased by Detroit on May 17, 2002...one of four unanimous selections to the TOPPS Rookie All-Star team, the first Tigers player on the squad since Tony Clark in 1996.

- Posted two three-hit games for the SeaWolves -- April 26 versus Altoona and May 1 at Bowie.
- Joined Toledo on May 5, appearing as a defensive replacement at shortstop versus Durham.
- Hit safely in each of his final seven games with the Mud Hens May 7-14, batting .500 (12x24) with eight runs scored, a double, two home runs and six RBI.
- Recorded two three-hit games with Toledo -- May 7 versus Ottawa and May 14 at Charlotte.
- Made his major league debut with the Tigers on May 17 versus Texas after having his contract purchased from Toledo earlier in the day...doubled off Texas' Dave Burba in the eighth inning for the first hit of his major league career.
- Established a career high with three hits on May 18 versus Texas, falling a home run shy of hitting for the cycle as he doubled, tripled and drove in two runs -- equaled the high with three hits on May 26 at Chicago's Comiskey Park against the White Sox and June 18 at Atlanta.
- Belted his first major league home run to lead off the game on June 3 versus Boston, taking Pedro Martinez deep to right field...Damion Easley followed with a home run against Martinez and Santiago and Easley became the first Tigers batters to lead off a game with back-to-back home runs since Lou Whitaker and Alan Trammell pulled off the feat in the second game of a doubleheader at Cleveland on August 5, 1986 against John Butcher...Santiago added a home run later in the contest against Tim Wakefield, giving him his first career multi-home run game.
- He led off the game the following day, June 4, against Boston with a home run against John Burkett to become only the third Tigers player to lead off consecutive games with a home run and the first since Lou Whitaker on May 6-7, 1983 versus California...Dick McAuliffe was the first Tigers player to belt lead-off home runs in consecutive games, doing so on April 28-29, 1969.
- With his three home runs in two games against Boston on June 3-4, he became the first Tigers player to hit his first three home runs over a two-game span.
- Left the game on July 23 versus Kansas City in the third inning with a right wrist injury -- further examination revealed a fractured right hamate bone and he was placed on the disabled list the following day...underwent surgery on July 25.
- Playing time was limited following his return from the disabled list by his ability to only hit righthanded in game situations before being given clearance to bat lefthanded on September 14 versus Kansas City.
- Scratched from the lineup on September 21 versus the New York Yankees with soreness in his right wrist...further examination required more rest for the wrist and he was shut down for the remainder of the season.



2011 TIGERS

- Underwent surgery to correct chronic dislocation and looseness in his left shoulder, a procedure performed by Dr. Kyle Anderson on September 26 at Henry Ford Hospital in Detroit.
- Ranked among the American League rookie leaders in three categories: tied for second with five triples, tied for fourth with eight stolen bases and ninth with a .306 on-base percentage.

Limited to serving as the designated hitter for Single A Lakeland in **2001** while recovering from off-season surgery on his right shoulder.

- Finished fourth in the Florida State League and tied for fourth among all Tigers minor leaguers with 34 stolen bases.
- Collected a season-high five hits on June 8 versus Clearwater.
- In 24 games during June, he batted .373 (31x83) with 14 runs scored, six doubles, a triple and nine RBI.
- Recorded a season-best 10-game hitting streak July 21-August 4, batting .395 (15x38) with five runs scored, two doubles and four RBI.
- Swiped a season-best three bases on August 23 at Jupiter.
- Selected as the 95th-best prospect in baseball prior to the season by *Baseball America*.
- Named the fifth-best prospect in the Tigers organization following the season by *Baseball America*.

Earned both mid- and post-season all-star honors in the Midwest League during the **2000** season while playing with Single A West Michigan.

- Recorded a season-high seven-game hitting streak April 14-24, batting .333 (11x33) with a double and six RBI.
- Batted .350 (28x80) with 16 runs scored, six doubles and 13 RBI in 21 games during June.
- Forced to serve as the designated hitter in each game he played after July 23 due to an impingement in his right shoulder...sidelined for most of August with the injury, which forced him to undergo surgery in the off-season.
- Swiped four bases on September 1 at Burlington.
- In three games during the Midwest League playoffs, he went 1x10 (.100) with three stolen bases.
- Selected as the 92nd-best prospect in baseball prior to the season by *Baseball America*.
- Named the second-best prospect in the Tigers organization and sixth-best prospect in the Midwest League following the season by *Baseball America*.
- Named the best defensive shortstop in the Midwest League by *Baseball America*.

Saw action with both the Gulf Coast League Tigers and Single A Oneonta in **1999**.

- Combined to hit .326 between his two stops, second-best among short-season league switch-hitters and fourth-best among short-season league shortstops.
- Led the Gulf Coast League Tigers with 20 stolen bases.
- Posted a 12-game hitting streak July 7-27, batting .400 (20x50) with four doubles, a triple and four RBI.
- Hit safely in 11 of his 12 games with Oneonta August 22-September 2...batted .340 (17x50) with nine runs, a double, two triples, a home run and eight RBI.
- Swiped four bases on August 31 versus Lowell.
- Named the second-best prospect in the Gulf Coast League following the season by *Baseball America*.

Signed by the Tigers as a non-drafted free agent on July 29, **1998**.

PERSONAL/MISCELLANEOUS

He, his wife Andrea and son Raymond reside in Las Matas de Farfan, DR during the off-season.

- Actively participates with Tigers Dreams Come True and the Detroit Tigers Autographed Memorabilia Donation Program, supports Gloves for Kids, participated in a pre-game ceremony prior to the annual Fiesta Tigres! game, read to students at the Academy of the Americas in association with Detroit Newspapers in Education, sponsored several families from area pediatric hospitals to attend "Keeping Kids in the Game" and participated in the Tigers Winter Caravan.
- Recommended/signed by Ramon Pena for the Tigers.

ROOKIE QUALIFICATIONS

A player is considered a rookie unless, during a previous season or seasons, he has:

- (a) exceeded 130 at-bats or 50 innings pitched in the major leagues **or**
- (b) accumulated more than 45 days on the active roster of a Major League club or clubs during the period of 25-limit (excluding time in the military service and time on the disabled list).



RAMON D. SANTIAGO'S CAREER RECORD

Year	Club	AVG	G	AB	R	H	TB	2B	3B	HR	RBI	SH	SF	HB	BB	SO	SB	CS	OBP	SLG	E
1999	GCL Tigers	.321	35	134	25	43	56	9	2	0	11	4	3	1	9	17	20	7	.361	.418	4
	Oneonta	.340	12	50	9	17	25	1	2	1	8	1	0	1	2	12	5	0	.377	.500	1
2000	West Michigan	.272	98	379	69	103	123	15	1	1	42	15	6	12	34	60	39	12	.346	.325	8
2001	Lakeland	.268	120	429	64	115	142	15	3	2	46	14	4	11	54	60	34	8	.361	.331	0
2002	Erie	.280	22	75	9	21	28	0	2	1	7	2	1	3	3	12	6	0	.329	.373	3
	Toledo	.429	9	28	8	12	19	1	0	2	6	0	0	2	3	4	0	2	.515	.679	2
	DETROIT	.243	65	222	33	54	81	5	5	4	20	4	2	8	13	48	8	5	.306	.365	7
2003	DETROIT	.225	141	444	41	100	126	18	1	2	29	18	2	10	33	66	10	4	.292	.284	20
2004	Tacoma	.193	71	243	35	47	61	7	2	1	24	12	4	10	24	31	9	6	.288	.251	5
	Seattle	.179	19	39	8	7	8	1	0	0	2	2	0	1	3	3	0	0	.256	.205	3
2005	Tacoma	.252	129	441	68	111	169	22	3	10	50	17	6	15	38	62	18	7	.328	.383	6
	Seattle	.125	8	8	2	1	1	0	0	0	0	1	0	3	1	2	0	0	.417	.125	1
2006	Toledo	.253	25	83	13	21	33	6	0	2	12	7	0	1	9	18	2	1	.333	.398	3
	DETROIT	.225	43	80	9	18	21	1	1	0	3	4	0	1	14	2	0	.244	.263	0	
2007	Toledo	.263	91	365	40	96	132	19	4	3	30	11	1	9	16	61	8	9	.309	.362	11
	DETROIT	.284	32	67	10	19	26	5	1	0	7	3	0	3	1	10	3	0	.324	.388	2
2008	Toledo#	.214	8	28	3	6	8	2	0	0	3	1	0	2	2	7	0	0	.313	.286	1
	DETROIT	.282	58	124	30	35	57	6	2	4	18	5	0	5	22	17	1	0	.411	.460	5
2009	DETROIT	.267	93	262	29	70	101	6	2	7	35	10	3	4	17	57	1	2	.318	.385	6
2010	DETROIT	.263	112	320	38	84	104	9	1	3	22	8	2	7	30	56	2	2	.337	.325	8
MINOR LEAGUE TOTALS		.263	620	2255	343	592	796	97	19	23	239	84	25	67	194	344	141	52	.336	.353	44
DETROIT TOTALS		.250	544	1519	190	380	516	50	13	20	134	52	9	38	117	268	27	13	.318	.340	48
MAJOR LEAGUE TOTALS		.248	571	1566	200	388	525	51	13	20	136	55	9	42	121	273	27	13	.317	.335	52

TRANSACTIONS

- Signed by the Tigers as a non-drafted free agent on July 29, 1998
- On disabled list, August 16-28, 2000 (impingement in right shoulder)
- On disabled list, July 24-September 1, 2002 (fractured right hamate bone)
- Acquired by Seattle along with Juan Gonzalez from the Tigers, in exchange for Carlos Guillen on January 8, 2004
- Signed by the Tigers as a minor league free agent on December 12, 2005
- On disabled list, July 14-August 11, 2007 (right finger fracture)
- On disabled list, June 5-July 8, 2008 (separated left shoulder)

DIVISION SERIES RECORD

Year	Club/Opp.	AVG	G	AB	R	H	TB	2B	3B	HR	RBI	SH	SF	HB	BB	SO	SB	CS	OBP	SLG	E
2006	DET vs. NYY - did not play																				

LEAGUE CHAMPIONSHIP SERIES RECORD

Year	Club/Opp.	AVG	G	AB	R	H	TB	2B	3B	HR	RBI	SH	SF	HB	BB	SO	SB	CS	OBP	SLG	E
2006	DET vs. OAK	.000	3	7	0	0	0	0	0	0	0	0	0	0	1	0	0	0	.125	.000	0

WORLD SERIES RECORD

Year	Club/Opp.	AVG	G	AB	R	H	TB	2B	3B	HR	RBI	SH	SF	HB	BB	SO	SB	CS	OBP	SLG	E
2006	DET vs. STL	.200	3	5	0	1	1	0	0	0	0	1	0	0	0	2	0	0	.200	.200	0

CAREER FIELDING

	G	TC	PO	A	E	DP	PCT
Second Base	142	525	206	308	11	89	.979
Third Base	9	9	2	5	2	0	.778
Shortstop	411	1625	535	1051	39	238	.976

CAREER HIGHS

- Hits:** 4 (twice) - last, June 17, 2010 vs. Washington
- Home Runs:** 2 (twice) - last, September 25, 2008 vs. Tampa Bay
- RBI:** 5 - April 19, 2009 at Seattle
- Stolen Bases:** 2 - June 30, 2003 vs. Toronto
- Hitting Streak:** 9 - June 25-July 5, 2010

TWO HOME RUN GAMES (2)

June 3, 2002 vs. Boston

September 25, 2008 vs. Tampa Bay

**OMIR
SANTOS****NON-ROSTER
INVITEE****Born:** April 29, 1981**Birthplace:** Bayamon, PR**Bats/Throws:** R/R**Major League Service:** 1.028**How Obtained:** Signed by the Tigers as a minor league free agent on December 7, 2010**Opening Day Age:** 29**Residence:** Kissimmee, FL**Height/Weight:** 6-0/213**Signed Through:** 2011**CATCHER - 67****SEASON HIGHLIGHTS**

Assigned to Triple A Buffalo by the New York Mets to begin the **2010** season.

- Saw action in 10 games with Buffalo before his option was transferred to Double A Binghamton on May 6.
- Sidelined May 10-26 with a right abdomen strain.
- Recalled by the Mets from Binghamton on June 4 -- did not see action with the Mets before the club optioned him back to Binghamton on June 6.
- Landed on the disabled list for the remainder of the season on June 23 with a fractured right finger.
- Saw action in 26 games with Caguas in the Puerto Rican Winter League following the season, batting .200 (17x85) with four doubles, a triple, home run and six RBI.

Selected to the TOPPS Rookie All-Star squad as he spent the majority of the **2009** season with the Mets after New York purchased his contract from Buffalo on April 17.

- Belted his first major league home run on April 27 versus Florida, a grand slam off Anibal Sanchez -- established a career high with four RBI in the game.
- Collected a career-high four hits on June 22 versus St. Louis.
- Saw action in 14 games with Caguas in the Puerto Rican Winter League following the season, hitting .289 (13x45) with four doubles, a home run and four RBI.

Named to the International League's mid-season all-star squad with Triple A Norfolk in Baltimore Orioles organization in **2008** after he signed with the club as a minor league free agent during the off-season.

- Topped all International League catchers with a .997 fielding percentage.
- Compiled a 21-game hitting streak May 12-June 19, batting .400 (32x80).
- Batted .375 (24x64) in 17 games during July.
- Had his contract purchased by Baltimore from Norfolk on September 5 -- made his major league debut that night versus Oakland, entering the game as a defensive replacement behind the plate.
- Collected his first major league hit on September 23 versus Tampa Bay, a single off James Shields.
- Hit .313 (35x112) with six doubles, a home run and eight RBI in 31 games with Caguas in the Puerto Rican Winter League following the season.

Opened the **2007** season with Triple A Scranton/Wilkes-Barre in the New York Yankees organization.

- Batted .303 (10x33) in 10 games during April.
- Had his contract transferred from Scranton/Wilkes-Barre to Double A Trenton on July 30.
- Sidelined August 16-31 with a left abdomen strain.

Led all Eastern League catchers with a .996 fielding percentage, 805 total chances and 755 putouts with Trenton during the **2006** season.

- Hit .364 (24x66) in 21 games during July.
- Batted .379 (25x66) in 18 games during August.

Spent the entire **2005** season with Trenton, seeing action in a career-high 111 games.

- Tied for the lead among all Eastern League catchers with 10 double plays.
- Connected for a season-high two home runs on May 6 versus Altoona.

Assigned to Single A Battle Creek to begin the **2004** season.

- Had his contract transferred from Battle Creek to Single A Tampa on July 12.
- Collected a season-high five hits on August 20 at Dunedin.



- Batted .328 (22x67) in 23 games during August.
- Named the 29th-best prospect in the Yankees organization following the season by *Baseball America*.

Saw action in 82 games as he spent the entire **2003** season with Battle Creek.

Played in 23 games with Single A Greensboro before he had his contract transferred to Single A Staten Island for the remainder of the **2002** season on June 18.

- Selected to *Baseball America's* Short-Season Single A all-star squad following the season.
- Compiled an 11-game hitting streak August 5-18.

Selected by the Yankees in the 21st round of the June **2001** draft, he made his professional debut with Staten Island.

PERSONAL/MISCELLANEOUS

He, his wife Delitza and son Omir (11/25/06) reside in Kissimmee, FL during the off-season.

- Attended East Central Junior College in Missouri.

OMIR SANTOS' CAREER RECORD

Year	Club	AVG	G	AB	R	H	TB	2B	3B	HR	RBI	SH	SF	HB	BB	SO	SB	CS	OBP	SLG	E
2001	Staten Island	.274	44	117	11	32	39	5	1	0	8	1	2	1	6	25	0	1	.310	.333	7
2002	Staten Island	.289	61	232	22	67	98	10	0	7	44	0	3	4	12	32	2	1	.331	.422	9
	Greensboro	.233	23	73	7	17	24	2	1	1	8	0	2	3	2	15	0	0	.275	.329	5
2003	Battle Creek	.235	82	277	35	65	82	11	0	2	30	6	8	3	25	36	0	0	.297	.296	8
2004	Battle Creek	.240	56	171	21	41	54	7	0	2	16	0	3	3	7	27	4	0	.277	.316	4
	Tampa	.286	37	119	18	34	48	6	1	2	13	1	0	4	6	17	1	0	.341	.403	2
2005	Trenton	.252	111	401	44	101	148	17	0	10	48	1	3	9	11	75	0	1	.285	.369	10
2006	Trenton	.269	101	324	31	87	117	18	0	4	38	3	4	6	19	65	1	0	.317	.361	3
2007	Trenton	.211	10	38	4	8	10	2	0	0	0	0	0	0	1	8	0	0	.231	.263	0
	Scranton/WB	.234	51	167	13	39	56	8	0	3	19	2	2	1	10	35	1	1	.278	.335	2
2008	Norfolk	.269	84	297	31	80	96	13	0	1	36	3	4	8	20	57	1	2	.328	.323	2
	Baltimore	.100	11	10	0	1	1	0	0	0	0	0	0	0	2	0	0	0	.100	.100	0
2009	Buffalo	.231	3	13	1	3	3	0	0	0	0	0	0	1	1	2	0	0	.333	.231	1
	New York (NL)	.260	96	281	28	73	110	14	1	7	40	2	6	2	15	44	0	0	.296	.391	3
2010	Binghamton	.138	17	58	5	8	14	3	0	1	8	0	1	1	4	7	0	0	.203	.241	1
	Buffalo	.194	10	36	2	7	11	4	0	0	2	0	0	0	1	8	0	0	.216	.306	0
MINOR LEAGUE TOTALS		.254	690	2323	245	589	800	106	3	33	270	17	32	44	125	409	10	6	.300	.344	54
AL TOTALS		.100	11	10	0	1	1	0	0	0	0	0	0	0	0	2	0	0	.100	.100	0
NL TOTALS		.260	96	281	28	73	110	14	1	7	40	2	6	2	15	44	0	0	.296	.391	3
MAJOR LEAGUE TOTALS		.254	107	291	28	74	111	14	1	7	40	2	6	2	15	46	0	0	.290	.381	3

2011 TIGERS

TRANSACTIONS

- Selected by the New York Yankees in the 21st round of the June 2001 draft
- On disabled list, August 16-31, 2007 (left abdomen strain)
- Signed by Baltimore as a minor league free agent on November 28, 2007
- Signed by the New York Mets as a minor league free agent on December 23, 2008
- On disabled list, May 10-26, 2010 (right abdomen strain)
- On disabled list, June 23-September 21, 2010 (fractured right finger)
- Signed by the Tigers as a minor league free agent on December 7, 2010

CAREER FIELDING

	G	TC	PO	A	E	DP	PCT
Catcher	100	550	521	26	3	4	.995

IN-DEPTH CATCHING STATISTICS

Year	G	SB	CS	CS %	CERA	PB	CPKO
2008	9	1	0	0.0%	4.76	0	0
2009	91	35	9	20.5%	4.46	3	0
Totals	100	36	9	20.0%	4.47	3	0

* - Does not include pitcher-assisted caught stealing

CAREER HIGHS

Hits: 4 - June 22, 2009 vs. St. Louis
Home Runs: 1 (seven times) - last, September 16, 2009 at Atlanta
RBI: 4 - April 27, 2009 vs. Florida
Stolen Bases: No major league stolen bases
Hitting Streak: 6 - April 19-28, 2009

GRAND SLAMS (1)

April 27, 2009 vs. Florida (Anibal Sanchez)



MAX SCHERZER

Born: July 27, 1984	Opening Day Age: 26
Birthplace: St. Louis, MO	Residence: Chesterfield, MO
Bats/Throws: R/R	Height/Weight: 6-3/220
Major League Service: 2.079	Signed Through: 2011
How Obtained: Acquired by the Tigers along with Daniel Schlereth from Arizona, in exchange for Edwin Jackson and Ian Kennedy on December 9, 2009	

RIGHTHANDED PITCHER - 37

SEASON HIGHLIGHTS

Completed his first season with the Tigers in **2010**, establishing a career high with 12 wins and 184 strikeouts -- according to the Elias Sports Bureau, he became just the third pitcher in franchise history to compile at least 12 wins and 180 strikeouts in his first season with the club to join "Wild Bill" Donovan in 1903 (17-16, 187 SO) and Joe Coleman in 1971 (20-9, 236 SO) in accomplishing the feat.

- Sixth among American League pitchers with 8.5 strikeouts per nine innings.
- Optioned to Triple A Toledo by the Tigers on May 15 -- made two starts with the Mud Hens before he was recalled for the remainder of the season by the Tigers on May 30.
- Compiled an 11-7 record, 2.46 ERA (153.2IP/42ER) and 158 strikeouts in 23 starts over the remainder of the season with the Tigers after being recalled from Toledo on May 30 -- second among American League pitchers with a 2.46 ERA during that stretch, while he was fourth with 158 strikeouts.
- Fanned a career-high 14 batters on May 30 to earn the win over Oakland as he held the club scoreless in 5.2 innings of work -- according to the Elias Sports Bureau, he became the first pitcher in major league history with as many as 14 strikeouts in a game while pitching fewer than six innings.
- Established a career high with a four-game winning streak June 15-July 7 -- compiled a 1.60 ERA (33.2IP/6ER) and 38 strikeouts during the five-start stretch.
- Registered a quality start in seven straight outings July 31-September 1 -- finished 3-1 with a 1.25 ERA (50.1IP/7ER) during the stretch.
- Selected the Tigers Pitcher of the Month for July after posting a 3-2 record, 2.31 ERA (39.0IP/10ER) and 36 strikeouts in six starts -- tied for fourth in the American League with 36 strikeouts during the month, while he finished seventh with a 2.31 ERA and tied for seventh with three wins.
- Fourth in the American League with a 1.29 ERA (35.0IP/5ER) in five starts during August as he was tabbed the Tigers Pitcher of the Month -- compiled a 3-1 record and 31 strikeouts during the month.
- Struck out 11 batters as he earned the win on September 17 at Chicago's U.S. Cellular Field against the White Sox.
- Limited lefthanded batters to a .239 batting average (90x376)...righties hit .250 (84x336) against him.
- Compiled an 8-4 record and 2.99 ERA (96.1IP/32ER) in 15 starts at home...finished 4-7 with a 3.99 ERA (99.1IP/44ER) in 16 starts on the road.
- Posted a 6-6 record and 4.61 ERA (93.2IP/48ER) in 16 outings prior the all-star break...finished 6-5 with a 2.47 ERA (102.0IP/28ER) in 15 starts following the all-star break.

Finished eighth in the National League with 9.19 strikeouts per nine innings as he completed his first full season at the major league level with the Arizona Diamondbacks in **2009**.

- Began the season on the disabled list with a right shoulder strain -- assigned to Single A Visalia for one start as part of an injury rehabilitation assignment on April 9 before he was reinstated from the disabled list by Arizona on April 14.
- Earned his first major league win on May 16 at Atlanta, tossing six shutout innings.
- Fanned a season-high 10 batters in back-to-back starts May 21 at Florida and May 26 versus San Diego.
- Tied for eighth in the National League with 37 strikeouts during May.
- Compiled a three-game winning streak June 11-23, posting a 1.83 ERA (19.2IP/4ER).
- Finished 3-1 with a 2.17 ERA (29.0IP/7ER) in five starts during June -- sixth in the National League with a 2.17 ERA during the month.
- Tied for fourth in the National League with 39 strikeouts during August.
- Limited righthanded batters to a .239 batting average (73x306)...lefties hit .265 (93x351) against him.
- Finished 5-6 with a 3.64 ERA (96.1IP/39ER) in 17 starts prior to the all-star break...posted a 4-5 record and 4.74 ERA (74.0IP/39ER) in 13 starts following the all-star break.



Assigned to Triple A Tucson to open the **2008** season before he saw his first major league action in two separate stints with the Diamondbacks -- selected the Diamondbacks Rookie of the Year by Arizona's chapter of the BBWAA.

- Tabbed the Pacific Coast League Pitcher of the Week for April 3-14 after fanning 18 batters as he surrendered just an unearned run in 12.0 innings of work in two starts.
- Fanned 11 batters in back-to-back starts April 12 at Fresno and April 17 at Sacramento.
- Posted a 1.17 ERA (23.0IP/3ER) and 38 strikeouts in four starts during April -- led the Pacific Coast with 38 strikeouts during the month, while he finished second with a 1.17 ERA.
- Recalled from Tucson by Arizona on April 27 -- made his major league debut on April 29 versus Houston, fanning seven batters in 4.1 innings of relief...established a Diamondbacks record for the most strikeouts by a pitcher making his major league debut.
- Compiled a 2.53 ERA (21.1IP/6ER) in six outings (three starts) during May.
- Optioned back to Tucson by Arizona on June 13.
- Sidelined June 18-July 19 with right shoulder inflammation.
- Finished 1-1 with a 2.21 ERA (20.1IP/5ER) and 26 strikeouts in four starts with Tucson before he was recalled for the remainder of the season by Arizona on August 29.
- Established a career high with 11 strikeouts on September 7 at Los Angeles.
- Limited righthanded batters to a .167 batting average (19x114) with Arizona...lefties hit .319 (29x91) against him.
- Named the third-best prospect in the Pacific Coast League following the season by *Baseball America*.
- Started four games with Phoenix in the Arizona Fall League following the season, posting a 1-0 record, 3.38 ERA (24.0IP/9ER) and 24 strikeouts.

Started three games with the Fort Worth Cats in the American Association before signing with the Diamondbacks on May 31, **2007**.

- Assigned to Visalia after signing with the Diamondbacks -- tabbed the California League Pitcher of the Week for June 11-17 after winning both of his starts and fanning 22 batters in 12.0 scoreless innings.
- Fanned a season-high 13 batters on June 12 at San Jose.
- Had his option transferred from Visalia to Double A Mobile on June 18.
- Recorded 11 strikeouts on June 27 versus West Tenn.
- Finished 1-1 with a 3.26 ERA (30.1IP/11ER) and 34 strikeouts in six starts during August -- tied for third in the Southern League with 34 strikeouts during the month, while he finished eighth with a 3.26 ERA.
- Named the fourth-best prospect in the Diamondbacks organization and 15th-best prospect in the Southern League following the season by *Baseball America*.
- Saw action in eight games with Scottsdale in the Arizona Fall League following the season, posting a 1-1 record, 2.13 ERA (12.2IP/3ER) and 18 strikeouts.

Selected by Arizona in the first round of the June **2006** draft.

PERSONAL/MISCELLANEOUS

Resides in Chesterfield, MO during the off-season.

- Selected by St. Louis in the 43rd round of the June **2003** draft out of Parkway Central High School in Missouri, but he did not sign.
- Tabbed the Big-12 Conference Pitcher of the Year as a sophomore at the University of Missouri in **2005** after posting a 9-4 record, 1.86 ERA (106.1IP/22ER) and 131 strikeouts in 16 starts...selected a Second-Team All-American by *Baseball America*.
- Saw action with Team USA during the summer of **2005** -- compiled a 2-1 record, 2.70 ERA (20.0IP/6ER) and 24 strikeouts in four outings.
- Finished 7-3 with a 2.25 ERA (80.0IP/20ER) and 78 strikeouts in 14 outings (13 starts) as a junior at the University of Missouri in **2006**.
- Actively participates with Tigers Dreams Come True and the Detroit Tigers Autographed Memorabilia Donation Program, read to students at Shrine Catholic Grade School in association with Detroit Newspapers in Education, served as the spokesman for the Detroit Newspapers in Education program, attended and sponsored several families from area pediatric hospitals to attend "Keeping Kids in the Game" and participated in the Tigers Winter Caravan.



2011 TIGERS

MAXWELL M. SCHERZER'S CAREER RECORD

Year	Club	W-L	ERA	G	GS	CG	SHO	SV	IP	H	AB	R	ER	HR	HB	BB	SO	WP	BK	AVG
2007	Fort Worth	1-0	0.56	3	3	0	0	0	16.0	9	55	2	1	0	1	4	25	2	1	.164
	Visalia	2-0	0.53	3	3	0	0	0	17.0	5	56	1	1	0	1	2	30	0	0	.089
	Mobile	4-4	3.91	14	14	0	0	0	73.2	64	272	38	32	3	4	40	76	3	0	.235
2008	Tucson	1-1	2.72	13	10	0	0	0	53.0	35	192	19	16	2	2	22	79	1	0	.182
	Arizona	0-4	3.05	16	7	0	0	0	56.0	48	205	24	19	5	5	21	66	2	0	.234
2009	Visalia#	0-0	1.93	1	1	0	0	0	4.2	1	15	2	1	0	1	4	5	0	0	.067
	Arizona	9-11	4.12	30	30	0	0	0	170.1	166	657	94	78	20	10	63	174	5	1	.253
2010	Toledo	2-0	0.60	2	2	0	0	0	15.0	4	48	1	1	0	0	2	17	0	0	.083
	DETROIT	12-11	3.50	31	31	0	0	0	195.2	174	712	84	76	20	7	70	184	8	0	.244
MINOR LEAGUE TOTALS		10-5	2.61	36	33	0	0	0	179.1	118	638	63	52	5	9	74	232	6	1	.185
NL TOTALS		9-15	3.86	46	37	0	0	0	226.1	214	862	118	97	25	15	84	240	7	1	.248
DETROIT TOTALS		12-11	3.50	31	31	0	0	0	195.2	174	712	84	76	20	7	70	184	8	0	.244
MAJOR LEAGUE TOTALS		21-26	3.69	77	68	0	0	0	422.0	388	1574	202	173	45	22	154	424	15	1	.247

TRANSACTIONS

- Selected by St. Louis in the 43rd round of the June 2003 draft
- Selected by Arizona in the first round (11th overall) of the June 2006 draft
- On disabled list, June 18-July 19, 2008 (right shoulder inflammation)
- On disabled list, March 29-April 14, 2009 (right shoulder strain)
- Acquired by the Tigers along with Daniel Schlereth from Arizona, in exchange for Edwin Jackson and Ian Kennedy on December 9, 2009

MAJOR LEAGUE HITTING RECORD

	AVG	AB	R	H	2B	3B	HR	RBI	SH	SF	HBP	BB	SO
2010	.000	2	0	0	0	0	0	0	0	0	0	0	0
Career	.176	68	5	12	2	0	0	3	6	0	0	4	21

CAREER FIELDING

	G	TC	PO	A	E	DP	PCT
Pitcher	77	75	33	37	5	5	.933

CAREER HIGHS

- Longest Winning Streak:** 4 - June 15-July 7, 2010
- Longest Losing Streak:** 4 - May 5-September 24, 2008
- Strikeouts:** 14 - May 30, 2010 vs. Oakland
- Walks:** 5 (three times) - last, July 16, 2010 at Cleveland
- Innings (starter):** 9.0 - September 1, 2010 at Minnesota
- Innings (relief):** 4.1 - April 29, 2008 vs. Houston
- Low-Hit Game:** 1 - April 7, 2010 at Kansas City (6.0IP)

10-OR-MORE STRIKEOUT GAMES (5)

September 7, 2008 at Los Angeles Dodgers (11)
May 30, 2010 vs. Oakland (14)

May 21, 2009 at Florida (10)
September 17, 2010 at Chicago White Sox (11)

May 26, 2009 vs. San Diego (10)



DANIEL SCHLERETH

Born: May 9, 1986
Birthplace: Anchorage, AK
Bats/Throws: L/L
Major League Service: 0.130
How Obtained: Acquired by the Tigers along with Max Scherzer from Arizona, in exchange for Edwin Jackson and Ian Kennedy on December 9, 2009

Opening Day Age: 24
Residence: Lone Tree, CO
Height/Weight: 6-0/198
Signed Through: 2011

LEFTHANDED PITCHER - 55

SEASON HIGHLIGHTS

Assigned to Triple A Toledo to begin the 2010 season before he saw action in 18 games during two separate stints with the Tigers.

- Did not allow a run in eight straight outings with Toledo April 27-May 19, fanning 16 batters in 10.2 scoreless innings.
- Compiled a 1.46 ERA (12.1IP/2ER) in eight appearances during April.
- Recalled by the Tigers from Toledo on July 2.
- Optioned back to Toledo by the Tigers on July 17 -- compiled a 1.26 ERA (14.1IP/2ER) in 10 outings with the Mud Hens



before he was recalled by the Tigers for the remainder of the season on August 16.

- Established a career high with four strikeouts on August 17 at New York's Yankee Stadium against the Yankees -- equaled the high with four strikeouts on October 3 at Baltimore.
- Did not allow a run over his final eight outings of the season September 5-October 3, tossing 9.2 scoreless innings.
- Recorded the final two outs on September 19 at Chicago's U.S. Cellular Field against the White Sox to register his first major league save.
- Established a career high with 3.1 innings of relief on October 3 at Baltimore.
- Limited righthanded batters to a .244 batting average (11x45)...lefties hit .310 (9x29) against him.
- Compiled a 1.08 ERA (8.1IP/1ER) in eight outings at Comerica Park...posted a 4.35 ERA (10.1IP/5ER) in 10 appearances on the road.

Opened the **2009** season with Double A Mobile in the Diamondbacks organization before he saw his first major league action in three separate stints with Arizona.

- Compiled a 0.82 ERA (11.0IP/1ER) in nine outings with Mobile during May.
- Had his contract purchased from Mobile by Arizona on May 29 -- made his major league debut that night versus Atlanta, tossing a scoreless inning of relief.
- Optioned to Mobile by the Diamondbacks on June 9.
- Sidelined June 23-August 2 with a right rib cage contusion.
- Recalled from Mobile by the Diamondbacks on August 11 -- made four appearances with Arizona before he was optioned to Triple A Reno on August 26.
- Saw action in one game with Reno before he was recalled for the remainder of the season by Arizona on August 29.
- Earned his first major league win on September 26 versus San Diego, tossing a scoreless inning of relief.
- Named the fifth-best prospect in the Tigers organization and 19th-best prospect in the Southern League following the season by *Baseball America*.

Selected by Arizona in the first round of the June **2008** draft, he saw his first professional action with Rookie level Missoula and Single A South Bend.

- Named the third-best prospect in the Diamondbacks organization following the season by *Baseball America*.

PERSONAL/MISCELLANEOUS

He and his wife Bree reside in Lone Tree, CO during the off-season.

- His father Mark played 12 seasons in the NFL as an offensive lineman with the Washington Redskins and Denver Broncos, playing on three Super Bowl champions...Mark is currently an NFL analyst for ESPN.
- Underwent left elbow reconstruction surgery following his senior year at Highlands Ranch High School in Colorado in **2004**, forcing him to take a medical redshirt in **2005**.
- Posted a 3-1 record, 4.56 ERA (47.1IP/24ER), seven saves and 64 strikeouts in 23 games as a freshman at the University of Arizona in **2006**.
- Finished 3-1 with a 2.68 ERA (37.0IP/11ER), eight saves and 47 strikeouts in 24 appearances (one start) during his sophomore season at the University of Arizona in **2007**.
- Selected by Oakland in the eighth round of the June **2007** draft, but he did not sign.
- Compiled a 2-0 record, 1.81 ERA (54.2IP/11ER), a save and 76 strikeouts in 34 outings as a junior at the University of Arizona in **2008**.
- Actively participates with Tigers Dreams Come True and the Detroit Tigers Autographed Memorabilia Donation Program and participated in the Tigers Winter Caravan.

DANIEL ROBERT SCHLERETH'S CAREER RECORD

Year	Club	W-L	ERA	G	GS	CG	SHO	SV	IP	H	AB	R	ER	HR	HB	BB	SO	WP	BK	AVG
2008	Missoula	0-0	0.00	3	0	0	0	0	3.0	3	12	1	0	0	0	2	6	1	0	.250
	South Bend	1-0	2.00	7	0	0	0	0	9.0	3	29	2	2	0	0	4	14	1	0	.103
2009	Mobile	0-0	1.01	21	0	0	0	4	26.2	14	87	3	3	1	1	16	39	3	0	.161
	Reno	0-0	0.00	1	0	0	0	0	1.0	1	4	0	0	0	1	1	1	0	0	.250
	Arizona	1-4	5.89	21	0	0	0	0	18.1	15	68	13	12	1	1	15	22	4	0	.221
2010	Toledo	1-3	2.37	38	0	0	0	0	49.1	40	183	17	13	0	2	34	60	4	0	.219
	DETROIT	2-0	2.89	18	0	0	0	1	18.2	20	74	7	6	2	1	10	19	1	0	.270
MINOR LEAGUE TOTALS		2-3	1.82	70	0	0	0	4	89.0	61	315	23	18	1	4	57	120	9	0	.194
NL TOTALS		1-4	5.89	21	0	0	0	0	18.1	15	68	13	12	1	1	15	22	4	0	.221
DETROIT TOTALS		2-0	2.89	18	0	0	0	1	18.2	20	74	7	6	2	1	10	19	1	0	.270
MAJOR LEAGUE TOTALS		3-4	4.38	39	0	0	0	1	37.0	35	142	20	18	3	2	25	41	5	0	.246



2011 TIGERS

TRANSACTIONS

- Selected by Oakland in the eighth round of the June 2007 draft
- Selected by Arizona in the first round (26th overall) of the June 2008 draft
- On disabled list, June 23-August 2, 2009 (right rib cage contusion)
- Acquired by the Tigers along with Max Scherzer from Arizona, in exchange for Edwin Jackson and Ian Kennedy on December 9, 2009

CAREER FIELDING

	G	TC	PO	A	E	DP	PCT
Pitcher	39	2	1	1	0	0	1.000

CAREER HIGHS

Longest Winning Streak: 2 - September 25-October 3, 2010

Longest Losing Streak: 4 - June 2-September 13, 2009

Strikeouts: 4 (twice) - last, October 3, 2010 at Baltimore

Walks: 2 (five times) - last, October 3, 2010 at Baltimore

Innings (relief): 3.1 - October 3, 2010 at Baltimore



SCOTT SIZEMORE

Born: January 4, 1985

Birthplace: Virginia Beach, VA

Bats/Throws: R/R

Major League Service: 0.078

How Obtained: Selected by the Tigers in the fifth round of the June 2006 draft

Opening Day Age: 26

Residence: Chesapeake, VA

Height/Weight: 6-0/185

Signed Through: 2011

SECOND BASEMAN - 20

CAREER HIGHLIGHTS

The 2011 season will mark Sizemore's sixth season with the Tigers organization.

- Selected to participate in the Futures Game held prior to Major League Baseball's All-Star Game in 2009.

SEASON HIGHLIGHTS

Opened the **2010** season as the Tigers starting second baseman before he split time between Detroit and Triple A Toledo.

- Made his major league debut on April 5 at Kansas City -- became the first Tigers player to make his major league debut as the club's starting second baseman on Opening Day since Jake Wood did so in 1961.
- Collected his first major league hit on April 9 versus Cleveland, a single in the fifth inning off David Huff.
- Belted his first major league home run on April 30 versus the Los Angeles of Anaheim, a solo shot off Joel Pineiro.
- Optioned to Toledo by the Tigers on May 15.
- Compiled a 13-game hitting streak May 23-June 5, batting .434 (23x53) with five doubles, a home run and five RBI.
- Sidelined June 22-July 6 with a right groin strain.
- Recalled by the Tigers from Toledo on July 21 -- saw action in six games with Detroit before he was optioned back to Toledo on July 29.
- Posted a 10-game hitting streak August 21-31, batting .342 (13x38) with four doubles, a home run and eight RBI.
- Recalled by the Tigers from Toledo for the remainder of the season on September 7.
- Belted a game-winning, pinch-hit, three-run home run in the eighth inning on September 18 at Chicago's U.S. Cellular Field as the Tigers defeated the White Sox 6-3 -- he became the first Tigers rookie to connect for a game-winning, pinch-hit home run since Tim Corcoran did so on August 14, 1977 as he belted a solo home run in the eighth inning to lead the Tigers to a 6-5 win over the Twins at Tiger Stadium.

Tabbed the Tigers Minor League Player of the Year in **2009** as he combined to hit .308 (160x520) with 88 runs scored, 39 doubles, five triples, 17 home runs, 66 RBI and 21 stolen bases in 130 games with Double A Erie and Toledo.

- Selected to *Baseball America's* First-Team Minor League all-star squad following the season.
- Earned a spot on the U.S. Team for the Futures Game held at Busch Stadium prior to Major League Baseball's All-Star Game -- collected a single and scored a run in the game.
- Collected a season-high four hits for Erie on April 16 at Altoona.
- Tied for the lead in the Eastern League with seven home runs during May, while he finished second with 66 total bases -- hit .307 (35x114) with 10 doubles and 20 RBI in 29 games during the month.



- Transferred from Erie to Toledo on June 15 -- at the time of his promotion, he was tied for second in the Eastern League with four triples, third with 30 extra-base hits, tied for third with 70 hits, tied for fifth with 39 runs scored and 10th with a .307 batting average.
- Drove in a season-best four runs for Toledo on June 30 at Indianapolis.
- Connected for a season-high two home runs on August 1 versus Buffalo.
- Batted .315 (35x111) with eight doubles, four home runs and 14 RBI in 28 games during August.
- Fared better against righthanded pitchers with both Erie and Toledo, hitting .317 (53x167) with Erie and .314 (59x188) with Toledo...batted .279 (17x61) against lefties with Erie, while he hit .298 (31x104) with Toledo.
- Hit .348 (16x46) with runners in scoring position with the SeaWolves...batted .358 (19x53) with runners in scoring position with the Mud Hens.
- Named the 10th-best prospect in the Tigers organization and 16th-best prospect in the Eastern League following the season by *Baseball America*...tabbed the best hitter for average and rated as possessing the best strike-zone discipline in the organization by the publication.
- Batted .368 (7x19) with seven runs scored, two doubles, three home runs and nine RBI in six games with Peoria in the Arizona Fall League following the season before his stint in the league was cut short due to injury.
- Underwent surgery on his left ankle for his fractured fibula and the associated instability, a procedure performed by Dr. Stephen Lemos at the Detroit Medical Center on October 27.

Selected to the Florida State League's mid-season all-star squad with Single A Lakeland in **2008**, before being sidelined for the remainder of the season after landing on the disabled list on June 3 with a left wrist fracture.

- Hit .370 (17x46) with five doubles, two home runs and nine RBI over a 13-game stretch April 4-16.
- Collected a season-high four RBI on April 15 versus Sarasota -- equaled the high with four RBI on May 4 at St. Lucie.
- Fared better against lefthanded pitchers, hitting .344 (21x61)...batted .261 (37x142) versus righthanded pitchers.
- Hit .316 (12x38) with runners in scoring position.
- Named the seventh-best prospect and best hitter for average in the Tigers organization following the season by *Baseball America*.

Finished fourth in the Midwest League with 33 doubles for Single A West Michigan during the **2007** season, while he tied for fifth with 78 runs scored...fifth in the league with 73 walks.

- Third-hardest batter to strike out in the Midwest League, fanning once every 8.83 plate appearances.
- Tabbed the best defensive second baseman in the Midwest League by *Baseball America*.
- Collected a season-best four hits on April 15 at South Bend -- matched the high with four hits on May 11 versus Cedar Rapids, May 28 versus Fort Wayne, July 14 versus Beloit and August 16 versus South Bend.
- Garnered Midwest League Player of the Week honors for June 25-July 1 after hitting .400 (10x25) with six runs scored, three doubles, a triple, home run and seven RBI in seven games.
- Posted a season-high 10-game hitting streak July 7-19, batting .422 (19x45) with 10 runs scored, six doubles, a triple and seven RBI.
- Hit .322 (28x87) with 16 runs scored, 11 doubles, a triple, home run and 12 RBI in 22 games during July -- tied for 12th in the Midwest League with a .322 batting average during the month.
- Saw action in all nine of West Michigan's games during the Midwest League playoffs, hitting .303 (10x33) with 10 runs scored, two home runs and four RBI.
- Named the third-best prospect, best hitter for average and rated as possessing the best strike-zone discipline in the Tigers organization following the season by *Baseball America*.
- Played with Peoria in the Arizona Fall League following the season, hitting .356 (32x90) with 18 runs scored, six doubles, four triples, two home runs and 18 RBI in 21 games -- led the league with four triples, while he finished third with a .356 batting average and fourth with 32 hits and 18 RBI...tied for the lead among all league shortstops with 34 putouts and 13 double plays.

Selected to participate in the New York-Penn League's all-star game in his professional debut with Single A Oneonta after being selected by the Tigers in the fifth round of the June **2006** draft.

- Led the New York-Penn League with 294 at-bats, 49 runs scored and 96 hits, while he was second with a .327 batting average and 128 total bases and fifth with a .394 on-base percentage.
- Topped all league shortstops with 42 double plays.
- Named to *Baseball America's* Short-Season Single A all-star squad.
- Sixth in the New York-Penn League with a .372 batting average (16x43) in 10 games during June.
- Selected the New York-Penn League Player of the Week for July 10-16 after hitting .333 (8x24) with four runs scored, a double, triple, two home runs and 11 RBI in six games.
- Posted a season-best 14-game hitting streak July 13-29, batting .444 (28x63) with nine runs scored, four doubles, a



2011 TIGERS

triple, two home runs and 13 RBI.

- Collected a season-high five hits on July 20 at Brooklyn.
- Hit .322 (38x118) with 17 runs scored, seven doubles, a triple, two home runs and 17 RBI in 26 games during July -- third in the New York-Penn League with 53 total bases during the month.
- Ninth in the New York-Penn League with a .327 batting average (35x107) in 27 games during August.
- Named the ninth-best prospect in the New York-Penn League and 10th-best prospect in the Tigers organization following the season by *Baseball America*.

PERSONAL/MISCELLANEOUS

He and his wife Brooke reside in Chesapeake, VA during the off-season.

- Hit .332 (67x202) with 42 runs scored, 12 doubles, two triples, a home run, 26 RBI and eight stolen bases in 54 games as a freshman at Virginia Commonwealth University in **2004**.
- Batted .364 (78x214) with 57 runs scored, 24 doubles, three triples, 12 home runs, 56 RBI and 19 stolen bases in 55 games as a sophomore at Virginia Commonwealth University to earn All-Colonial Athletic Association honors in **2005** ...tabbed a Third-Team All-American by the National Collegiate Baseball Writers Association and Louisville Slugger.
- Played with Harwich in the Cape Cod League during the summer of **2005**, earning all-star honors after hitting .303 (46x152) with 15 runs scored, seven doubles, a triple, home run, 13 RBI and nine stolen bases...named the 24th-best prospect in the Cape Cod League by *Baseball America*.
- A Second-Team All-Colonial Athletic Association selection as a junior at Virginia Commonwealth University in **2006**, he hit .302 (58x192) with 43 runs scored, 13 doubles, seven triples, two home runs, 25 RBI and 13 stolen bases in 47 games.
- Actively participates with the Detroit Tigers Autographed Memorabilia Donation Program and participated in the Tigers Winter Caravan.
- Recommended/signed by Bill Buck for the Tigers.

SCOTT DANIEL SIZEMORE'S CAREER RECORD

Year	Club	AVG	G	AB	R	H	TB	2B	3B	HR	RBI	SH	SF	HB	BB	SO	SB	CS	OBP	SLG	E
2006	Oneonta	.327	70	294	49	96	128	15	4	3	37	3	2	2	32	47	7	5	.394	.435	16
2007	West Michigan	.265	125	438	78	116	171	33	5	4	48	4	6	9	73	60	16	10	.376	.390	15
2008	Lakeland	.286	53	203	32	58	83	11	1	4	20	1	3	3	24	44	14	3	.365	.409	8
2009	Erie	.307	59	228	39	70	122	17	4	9	33	3	1	2	35	46	7	3	.402	.535	12
	Toledo	.308	71	292	49	90	138	22	1	8	33	5	0	4	29	49	14	1	.378	.473	9
2010	Toledo	.298	76	299	49	89	141	23	1	9	37	1	2	9	31	77	2	2	.378	.472	7
	DETROIT	.224	48	143	19	32	48	7	0	3	14	4	1	0	15	40	0	0	.296	.336	8
MINOR LEAGUE TOTALS		.296	454	1754	296	519	783	121	16	37	208	17	14	29	224	323	60	24	.382	.446	67
MAJOR LEAGUE TOTALS		.224	48	143	19	32	48	7	0	3	14	4	1	0	15	40	0	0	.296	.336	8

TRANSACTIONS

- Selected by the Tigers in the fifth round of the June 2006 draft
- On disabled list, June 3-September 2, 2008 (left wrist fracture)
- On disabled list, June 22-July 6, 2010 (right groin strain)

CAREER FIELDING

	G	TC	PO	A	E	DP	PCT
Second Base	40	156	59	90	7	24	.955
Third Base	6	15	7	7	1	1	.933

CAREER HIGHS

Hits: 3 - April 11, 2010 vs. Cleveland

Home Runs: 1 (three times) - last, September 19, 2010 at Chicago White Sox

RBI: 3 (twice) - last, September 18, 2010 at Chicago White Sox

Stolen Bases: No major league stolen bases

Hitting Streak: 4 - September 18-24, 2010

PRE-GAME WORKOUT SCHEDULE

(subject to change)

1:05 p.m. starts

10:55-11:40	Tigers Batting
11:40-12:20	Visitors Batting
Before Tigers BP	Tigers Infield
12:20-12:30	Visitors Infield

7:05 p.m. starts

4:55-5:40	Tigers Batting
5:40-6:20	Visitors Batting
Before Tigers BP	Tigers Infield
6:20-6:30	Visitors Infield



MAX ST. PIERRE

NON-ROSTER
INVITEE

Born: April 17, 1980
Birthplace: Quebec City, Quebec
Bats/Throws: R/R
Major League Service: 0.033
How Obtained: Signed by the Tigers as a minor league free agent on December 17, 2007
Opening Day Age: 30
Residence: Albuquerque, NM
Height/Weight: 6-0/175
Signed Through: 2011

CATCHER - 63

CAREER HIGHLIGHTS

The 2011 season will mark St. Pierre's 14th season with the Tigers organization.

- Played for Canada during the World Baseball Classic in 2006.

SEASON HIGHLIGHTS

Saw action with Double A Erie and Triple A Toledo during the **2010** season before joining the Tigers in September for his first major league action.

- Assigned to Erie to begin the season -- belted a season-high two home runs with the SeaWolves on April 17 versus Altoona.
- Had his contract transferred from Erie to Toledo on May 13.
- Sidelined June 3-July 15 with a finger fracture on his left hand.
- Hit .378 (14x37) in 11 games during July.
- Connected for two home runs with Toledo on August 30 at Louisville to match a season best.
- Had his contract purchased by the Tigers from Toledo on September 1.
- Made his major league debut on September 4 at Kansas City -- at 30 years and 141 days old, he became the oldest Tigers position player to make his major league debut since Mike Roarke made his debut at 30 years and 162 days old on April 19, 1961 at Cleveland.
- Collected his first major league hit on September 4 at Kansas City, a single in the eighth inning off Dusty Hughes.

Split the **2009** season between Erie and Toledo.

- Opened the season with Erie, seeing action in four games before having his contract transferred to Toledo on April 27.
- Hit .327 (16x49) over a 14-game stretch with Toledo June 30-July 23.
- Had his contract transferred back to Erie from Toledo on August 5.
- Landed on the disabled list for the remainder of the season on August 25 with a left hand fracture.

Saw action with both Erie and Toledo during the **2008** season.

- Assigned to Erie to begin the season, he collected a season-high four hits on April 26 versus Altoona.
- Hit .367 (22x60) with seven doubles, a home run and 14 RBI in 17 games during April.
- Drove in a season-best five runs on May 21 versus Bowie.
- Belted a season-high two home runs on May 31 versus Altoona.
- Batted .362 (17x47) with runners in scoring position for Erie before being promoted to Toledo on June 21.
- Collected four hits on July 3 at Columbus to equal a season best established earlier in the season with Erie.
- Hit .304 (21x69) in 20 games during July for the Mud Hens.

Signed by the Kansas City Royals as a minor league free agent during the off-season, he was assigned to Double A Huntsville after being acquired by the Milwaukee Brewers in a two-player deal on March 27, **2007**.

- Appeared in 10 games with Huntsville before the Brewers organization attempted to convert him to a pitcher.
- Released by the Brewers organization on June 22.

Assigned to Toledo by the Tigers organization during the **2006** season.

- Sidelined July 7-18 with a chest contusion.
- Hit .310 (9x29) in 10 games during August.
- Saw action in four games for Toledo during the International League playoffs, batting .333 (4x12) with a double.

Led all Eastern League catchers during the **2005** season by throwing out 46.5 percent of baserunners attempting to steal (33x71) for Erie.



2011 TIGERS

- Selected to the Eastern League's mid-season all-star squad, belting a solo home run in the contest.
- Drove in a season-best four runs at Altoona on April 16 -- matched the high with four RBI at Binghamton on June 25.
- Batted .319 (15x47) with four doubles and eight RBI in 14 games during April.
- In 19 games during June, he hit .333 (25x75) with 11 runs scored, five doubles, a home run and 12 RBI.
- Batted .337 (30x89) with runners in scoring position.

Topped all Eastern League catchers with a .996 fielding percentage for Erie during the **2004** season.

- Selected to the Eastern League's mid-season all-star squad.
- Collected a season-high three hits on May 6 versus Harrisburg...matched the high with three hits on June 26 at Altoona, July 27 versus Bowie and August 3 at Portland.
- Sidelined July 2-12 with a concussion.
- Posted a 13-game hitting streak July 24-August 11, batting .346 (18x52) with seven runs scored, four doubles, two home runs and 11 RBI.
- Batted .312 (24x77) with lefthanders on the mound, compared to .225 (48x213) when facing righties.
- Named the best defensive catcher in the Tigers organization following the season by *Baseball America*.

Earned Eastern League mid-season all-star honors for Erie in **2003**.

- Topped all Eastern League catchers with 76 assists.
- Established a career high with 11 home runs for the SeaWolves, tied for third-most on the club.
- Collected a season-best three hits on June 4 at Reading -- matched the high with three hits versus Altoona on July 18.
- Named the best defensive catcher in the Tigers organization following the season by *Baseball America*.
- Hit .234 (11x47) with six runs scored, two doubles and an RBI for Grand Canyon in the Arizona Fall League following the season.

Saw action with Single A Lakeland, Erie and Toledo during the **2002** season.

- Began the season with Lakeland, earning Florida State League mid-season all-star honors.
- Tied for the league lead among catchers with eight double plays.
- Batted .429 (12x28) with three doubles and three RBI during a season-best eight-game hitting streak April 10-19.
- Hit .321 (25x78) with 12 runs scored, four doubles, two home runs and eight RBI in 21 games during April.
- Transferred from Lakeland to Erie on June 19.
- Hit .317 (38x120) with eight doubles, three home runs and 19 RBI over a 36-game stretch June 21-July 31.
- Batted .459 (17x37) with four doubles, a home run and four RBI over a nine-game stretch July 25-August 2.
- Joined Toledo briefly in late August, appearing in one game before returning to Erie.
- Named the 27th-best prospect and best defensive catcher in the Tigers organization following the season by *Baseball America*.
- Played with Mesa in the Arizona Fall League following the season -- hit .170 (9x53) with five runs, three doubles and two RBI in 21 games -- named the best defensive catcher and rated as possessing the best arm among catchers in the Arizona Fall League by *Baseball America*.

Earned both Florida State League mid- and post-season all-star honors with Lakeland during **2001**.

- Hit safely in 11-of-12 games May 7-24, batting .362 (17x47) with six runs scored, three doubles and 10 RBI.
- Collected a season-high three hits on May 7 at Charlotte -- equaled the high with three hits on May 31 at Fort Myers.
- In 21 games during May, he batted .312 (24x77) with 11 RBI.
- Hit safely in 14-of-16 games June 5-25...over the 16-game stretch, he batted .385 (20x52) with 11 runs scored, six doubles, one home run and 13 RBI.
- Batted .329 (24x73) with 12 runs, six doubles, two home runs and 17 RBI in 24 games during June.
- Hit .224 (11x49) with five runs scored, a double and an RBI in 18 games with Maryvale in the Arizona Fall League following the season.

Spent the entire **2000** season with Single A West Michigan, earning Midwest League mid-season all-star honors.

- Led all league catchers with a .990 fielding percentage.
- Collected a season-best three hits at Lansing on April 18 -- equaled the high with three hits on May 30 versus Dayton and August 31 at Clinton.
- Concluded the month of April with a .349 batting average (15x43) in 14 games.
- Sidelined for the majority of July with a fractured right index finger.
- Posted a season-high seven-game hitting streak August 22-September 3, batting .500 (12x24) with four runs scored, three doubles and seven RBI.
- Hit .200 (1x5) with a .429 on-base percentage in two games during the Midwest League playoffs.



Finished third at Single A Oneonta with 22 RBI during the **1999** season.

- Hit safely in nine-of-10 games August 13-28, batting .353 (12x34) with three doubles and seven RBI.
- Finished with three hits on August 26 versus Utica, establishing a season high.
- Posted a .306 batting average (19x62) with 11 RBI in 18 games during August.

Batted .385 in 31 games for the Gulf Coast League Tigers in **1998**.

Made his professional debut with the Gulf Coast League Tigers after Detroit selected him in the 26th round of the June **1997** draft.

PERSONAL/MISCELLANEOUS

He, his wife Amanda and daughters Madeline and Ezra reside in Albuquerque, NM during the off-season.

- Attended Col. de Levis High School in Quebec, graduating in **1997**.
- Recommended/signed by Bill Buck for the Tigers.

MAXIM ST. PIERRE'S CAREER RECORD

Year	Club	AVG	G	AB	R	H	TB	2B	3B	HR	RBI	SH	SF	HB	BB	SO	SB	CS	OBP	SLG	E
1997	GCL Tigers	.244	20	41	3	10	11	1	0	0	3	0	0	3	3	8	2	0	.340	.268	3
1998	GCL Tigers	.385	31	104	18	40	49	3	0	2	15	0	0	1	15	12	6	2	.467	.471	6
1999	Oneonta	.251	51	175	12	44	54	7	0	1	22	0	1	3	11	29	9	0	.305	.309	5
2000	West Michigan	.249	73	229	41	57	75	10	1	2	28	2	3	5	42	37	2	2	.373	.328	6
2001	Lakeland	.248	99	330	42	82	109	15	0	4	43	0	5	4	43	50	2	5	.338	.330	6
2002	Lakeland	.256	55	195	20	50	74	12	0	4	27	0	1	7	13	30	2	4	.324	.379	5
	Erie	.266	60	207	24	55	73	9	0	3	28	1	3	1	17	31	0	1	.320	.353	3
	Toledo	.000	1	2	0	0	0	0	0	0	1	0	0	0	0	0	0	0	.000	.000	0
2003	Erie	.236	115	399	50	94	143	16	0	11	54	5	5	5	33	66	2	0	.299	.358	10
2004	Erie	.248	84	290	31	72	111	15	0	8	33	1	2	4	25	41	2	1	.315	.383	2
2005	Erie	.278	95	360	46	100	133	18	0	5	46	1	3	1	23	55	1	1	.320	.369	7
2006	Toledo	.202	78	247	25	50	75	14	1	3	31	9	5	3	16	36	0	0	.255	.304	8
2007	Huntsville	.156	10	32	3	5	5	0	0	0	3	0	1	0	4	3	0	0	.243	.156	0
2008	Erie	.250	44	156	22	39	66	9	0	6	31	0	0	3	16	23	0	1	.331	.423	4
	Toledo	.213	42	150	10	32	42	4	0	2	16	4	1	0	4	21	0	0	.232	.280	2
2009	Erie	.224	16	58	8	13	23	4	0	2	6	1	0	3	3	11	0	0	.297	.397	2
	Toledo	.248	45	149	16	37	63	8	0	6	18	2	0	1	10	15	0	0	.300	.423	6
2010	Erie	.217	20	60	13	13	30	0	1	5	14	2	0	1	11	5	2	0	.347	.500	1
	Toledo	.300	39	130	16	39	61	7	0	5	22	1	3	2	11	21	1	1	.356	.469	4
	DETROIT	.222	6	9	1	2	3	1	0	0	0	0	0	0	0	2	0	0	.222	.333	0
MINOR LEAGUE TOTALS		.251	978	3314	400	832	1197	152	3	69	441	29	33	47	300	494	31	18	.319	.361	80
MAJOR LEAGUE TOTALS		.222	6	9	1	2	3	1	0	0	0	0	0	0	0	2	0	0	.222	.333	0

2011 TIGERS

TRANSACTIONS

- Selected by the Tigers in the 26th round of the June 1997 draft
- On disabled list, July 4-27, 2000 (fracture of right index finger)
- On suspended list, August 27-September 14, 2001
- On suspended list, June 25-26, 2004
- On suspended list, June 29-July 1, 2004
- On disabled list, July 2-12, 2004 (concussion)
- On disabled list, July 7-18, 2006 (chest contusion)
- Signed by Kansas City as a minor league free agent on January 30, 2007
- Acquired by Milwaukee from Kansas City, in exchange for Ben Hendrickson on March 27, 2007
- On temporarily inactive list, May 5-June 19, 2007
- Signed by the Tigers as a minor league free agent on December 17, 2007
- On temporarily inactive list, June 14-20, 2008
- On disabled list, August 25-September 8, 2009 (left hand fracture)
- On disabled list, June 3-July 15, 2010 (finger fracture)

WORLD BASEBALL CLASSIC RECORD

Year	Club	AVG	G	AB	R	H	TB	2B	3B	HR	RBI	SH	SF	HB	BB	SO	SB	CS	OBP	SLG	E
2006	Canada	.000	2	2	0	0	0	0	0	0	0	0	0	0	0	1	0	0	.000	.000	0

CAREER FIELDING

	G	TC	PO	A	E	DP	PCT
Catcher	4	13	12	1	0	0	1.000



2011 TIGERS

IN-DEPTH CATCHING STATISTICS

Year	G	SB	CS	CS %	CERA	PB	CPKO
2010	4	0	0	—	4.24	0	0
Totals	4	0	0	—	4.24	0	0

* - Does not include pitcher-assisted caught stealing

CAREER HIGHS

Hits: 1 (twice) - last, October 1, 2010 at Baltimore

Home Runs: No major league home runs

RBI: No major league RBI

Stolen Bases: No major league stolen bases

Hitting Streak: 1 (twice) - last, October 1, 2010



RYAN STRIEBY

Born: August 9, 1985	Opening Day Age: 25
Birthplace: Seattle, WA	Residence: Brier, WA
Bats/Throws: R/R	Height/Weight: 6-5/235
Major League Service: 0.000	Signed Through: 2011
How Obtained: Selected by the Tigers in the fourth round of the June 2006 draft	

FIRST BASEMAN/OUTFIELDER - 33

SEASON HIGHLIGHTS

Limited to 76 games with Triple A Toledo during the **2010** season due to two separate stints on the disabled list.

- Sideline April 22-May 19 with a left wrist sprain.
- Drove in a season-high five runs on May 25 at Syracuse.
- Collected a season-best four hits on June 4 at Rochester.
- Compiled a season-high nine-game hitting streak June 30-July 8, batting .400 (14x35) with three doubles, a home run and five RBI.
- Landed on the disabled list for the remainder of the season on August 2 with a left wrist impingement.
- Named the 14th-best prospect in the Tigers organization following the season by *Baseball America*.

Earned Eastern League mid-season all-star honors with Double A Erie in **2009** despite being limited to 86 games as he spent three separate stints on the disabled list.

- Tied for fourth in the Eastern League with 19 home runs.
- Connected for a season-high two home runs on April 8 versus Altoona -- equaled the high with two home runs on May 7 at Harrisburg and August 23 versus Akron.
- Third in the Eastern League with five home runs during April, while he tied for fourth with 17 RBI and tied for fifth with 38 total bases -- hit .279 (19x68) in 19 games during the month.
- Collected an RBI in nine straight games May 26-June 5, driving in 11 runs.
- Tied for the lead in the Eastern League with seven home runs during May -- batted .290 (27x93) with five doubles, a triple and 20 RBI in 28 games during the month.
- Sideline June 22-30 with a left wrist sprain.
- Batted .315 (17x54) with three doubles, two home runs and nine RBI in 17 games during June.
- Tabbed the Eastern League Player of the Week for July 6-12 after hitting .455 (10x22) with eight runs scored, a double, two home runs and five RBI in six games.
- Sideline July 21-August 11 with left wrist inflammation.
- Hit .362 (17x47) with two doubles, three home runs and seven RBI in 12 games during July.
- Landed on the disabled list for the remainder of the season on August 26 with a left wrist sprain.
- Named the 11th-best prospect and best power hitter in the Tigers organization following the season by *Baseball America*.

Named the Tigers Minor League Player of the Year as he earned Florida State League mid-season all-star honors with Single A Lakeland during the **2008** season...additionally, he was selected Lakeland's Player of the Year.

- Led the Florida State League with 29 home runs, 94 RBI and a home run once every 14.52 at-bats, while he finished



second with 55 extra-base hits and a .563 slugging percentage, third with 237 total bases and tied for fifth with seven triples.

- Belted a season-high two home runs on July 5 versus Fort Myers.
- Homered in six straight games July 19-23 -- batted .450 (9x20) with six home runs and 15 RBI during the stretch.
- Compiled a season-high 12-game hitting streak July 29-August 9, batting .453 (24x53) with four doubles, a triple, six home runs and 17 RBI.
- Collected a season-best four hits on July 30 versus Tampa.
- Tabbed the Tigers Minor League Player of the Month for July after hitting .310 (35x113) with 22 runs scored, four doubles, four triples, 13 home runs and 33 RBI in 29 games -- led the Florida State League with 86 total bases and 13 home runs during the month, while he finished second with 33 RBI.
- Landed on the disabled list for the remainder of the season on August 12 with a left wrist sprain.
- Tied for second in the Florida State League with six home runs during August -- batted .364 (16x44) with three doubles, a triple and 14 RBI in 10 games during the month.
- Hit .315 (41x130) with runners in scoring position.
- Named the 12th-best prospect and rated as the best power hitter in the Tigers organization following the season by *Baseball America*.

Tabbed to the Midwest League mid-season all-star squad with Single A West Michigan during the 2007 season.

- Tied for the lead in the Midwest League with eight sacrifice flies.
- Topped all league first basemen with a .993 fielding percentage.
- Hit .386 (27x70) with four doubles, a triple, home run and 11 RBI over a 19-game stretch April 18-May 7.
- Batted .417 (25x60) with six doubles, three home runs and 14 RBI over a 16-game stretch May 24-June 9.
- Belted a season-high two home runs on July 21 at Burlington -- equaled the high with two home runs on July 28 at Cedar Rapids.
- Tied for fourth in the Midwest League with six home runs during July.
- Saw action in all nine of West Michigan's games during the Midwest League playoffs, batting .250 (8x32) with a home run and three RBI.
- Named the 28th-best prospect in the Tigers organization following the season by *Baseball America*.

Made his professional debut with Single A Oneonta after being selected by the Tigers in the fourth round of the June 2006 draft.

- Hit .309 (29x94) with six doubles, a home run and 12 RBI in 25 games during July.

PERSONAL/MISCELLANEOUS

Resides in Brier, WA during the off-season.

- Hit .388 with 35 RBI at Edmonds Community College in 2004.
- Selected by the Los Angeles Dodgers in the 29th round of the June 2004 draft out of Edmonds Community College, but he did not sign.
- Batted .450 with 21 doubles, seven home runs and 62 RBI at Edmonds Community College in 2005.
- Tabbed the Southeastern Conference Player of the Year in 2006 after hitting .347 (78x225) with 59 runs scored, 22 doubles, 20 home runs and 77 RBI in 59 games at the University of Kentucky...selected a First-Team All-American by *Baseball America*, College Baseball Foundation and Louisville Slugger...fifth among all NCAA Division I players with 77 RBI, while he tied for 11th with 20 home runs.
- Participated in the Tigers Winter Caravan.
- Recommended/signed by Harold Zonder for the Tigers.

RYAN K. STRIEBY'S CAREER RECORD

Year	Club	AVG	G	AB	R	H	TB	2B	3B	HR	RBI	SH	SF	HB	BB	SO	SB	CS	OBP	SLG	E
2006	Oneonta	.241	61	224	26	54	75	9	0	4	25	0	3	2	25	58	1	1	.319	.335	7
2007	West Michigan	.253	124	443	65	112	187	23	2	16	76	0	8	5	63	78	6	5	.347	.422	7
2008	Lakeland	.278	112	421	65	117	237	19	7	29	94	1	5	5	46	101	0	1	.352	.563	7
2009	Erie	.303	86	294	64	89	166	18	1	19	58	1	2	8	57	80	2	0	.427	.565	7
2010	Toledo	.245	76	290	29	71	116	15	0	10	49	0	1	1	33	85	1	1	.323	.400	2
MINOR LEAGUE TOTALS		.265	458	1672	249	443	781	84	10	78	302	2	19	21	224	402	10	8	.355	.467	30

2011 TIGERS



2011 TIGERS

TRANSACTIONS

- Selected by the Los Angeles Dodgers in the 29th round of the June 2004 draft
- Selected by the Tigers in the fourth round of the June 2006 draft
- On disabled list, August 12-September 2, 2008 (left wrist sprain)
- On disabled list, June 22-30, 2009 (left wrist sprain)
- On disabled list, July 21-August 11, 2009 (left wrist inflammation)
- On disabled list, August 26-September 8, 2009 (left wrist sprain)
- On disabled list, April 22-May 19, 2010 (left wrist sprain)
- On disabled list, August 2-September 7, 2010 (left wrist impingement)



BRAD THOMAS

Born: October 12, 1977	Opening Day Age: 33
Birthplace: Sydney, Australia	Residence: New South Wales, Australia
Bats/Throws: L/L	Height/Weight: 6-4/234
Major League Service: 2.056	Signed Through: 2011
How Obtained: Signed by the Tigers as a free agent on December 7, 2009	

LEFTHANDED PITCHER - 36

CAREER HIGHLIGHTS

The 2011 season will mark Thomas' second season with the Tigers organization.

- Selected to participate in the Futures Game held prior to Major League Baseball's All-Star Game in 2000.
- Participated for Australia in the 2000 Summer Olympics in Sydney, Australia.
- Pitched for Australia during the World Baseball Classic in 2009.

SEASON HIGHLIGHTS

Established career highs in nearly every category as he completed his first full season at the major league level with the Tigers in **2010**.

- Tied for fifth among all American League relievers with six wins.
- Earned his first major league win on April 28 versus Minnesota.
- Compiled a career-high four-game winning streak April 28-June 13.
- Established a career high with 3.2 innings of relief on May 3 at Minnesota.
- Fanned three batters on May 14 versus Boston to establish a career high -- equaled the high with three strikeouts on September 29 at Cleveland.
- Finished 3-0 with a 2.08 ERA (8.2IP/2ER) in eight appearances during June.
- Compiled a 1.69 ERA (16.0IP/3ER) over his final 13 outings of the season August 23-October 3.
- Limited lefthanded batters to a .252 batting average (29x115)...righties hit .322 (48x149) against him.
- Finished 4-0 with a 4.37 ERA (35.0IP/17ER) in 23 outings at home...posted a 2-2 record and 3.41 ERA (34.1IP/13ER) in 26 appearances on the road.
- Compiled a 4-0 record and 4.12 ERA (39.1IP/18ER) in 22 appearances prior to the all-star break...finished 2-2 with a 3.60 ERA (30.0IP/12ER) in 27 outings following the all-star break.

Spent both the **2008** and **2009** seasons with Hanwha in the Korean Baseball League -- compiling a 2.86 ERA (113.1IP/36ER), 44 saves and 119 strikeouts in 104 appearances during the two seasons.

- Selected to the league's all-star squad.

Assigned to Triple A Tacoma after signing with the Seattle Mariners as a minor league free agent on March 1, **2007**.

- Split time between the starting rotation and bullpen -- finished 4-4 with a 5.44 ERA (81.0IP/49ER) in 15 starts and 4-2 with a 3.57 ERA (35.1IP/14ER) in 19 relief outings.
- Tabbed the Pacific Coast League Pitcher of the Week for May 28-June 3, compiling a 0.69 ERA (13.0IP/1ER) and eight strikeouts in two starts.
- Saw action in six games (one start) with Lara in the Venezuelan Winter League following the season, posting a 1-1 record, 1.13 ERA (8.0IP/1ER) and one save.

Saw action with Nippon in the Japanese Baseball League in both **2005** and **2006**.

Made the Minnesota Twins Opening Day roster out of Spring Training in **2004**.



- Appeared in three games with the Twins before he was designated for assignment by the club on April 13 -- acquired by the Boston Red Sox on April 21.
- Landed on the disabled list for the remainder of the season on April 23 with a left elbow strain.
- Assigned to Triple A Pawtucket for an injury rehabilitation assignment June 3-July 1, making four appearances.

Assigned to Triple A Rochester to begin the **2003** season.

- Made two starts before being sidelined April 18-July 2 with a strained left elbow ligament.
- Joined the Gulf Coast League Twins for an injury rehabilitation assignment -- started on June 24 at the Gulf Coast League Orioles and June 29 at the Gulf Coast League Red Sox.
- Compiled a 2.35 ERA (23.0IP/6ER) in seven outings (three starts) during July with Rochester.
- Recalled from Rochester by the Twins for the remainder of the season on September 2.

Spent the entire **2002** season with Triple A Edmonton, leading the club with 152.0 innings pitched.

- Led the Pacific Coast League with 112 runs allowed, while he finished fourth with 97 earned runs allowed and tied for fifth with 12 losses.
- Finished 2-1 with a 2.48 ERA (32.2IP/9ER) in five starts during July.
- Started two games during the Pacific Coast League playoffs, going 1-1 with a 5.19 ERA (8.2IP/5ER).
- Named the 15th-best prospect in the Twins organization following the season by *Baseball America*.
- Saw action with Phoenix in the Arizona Fall League following the season.

Finished second in the Eastern League with a 1.96 ERA as he spent most of the **2001** season with Double A New Britain...saw his first major league action in two separate stints with the Twins.

- Selected to both the Eastern League's mid- and post-season all-star squads.
- Third among all Eastern League starters with a .206 batting average against, while he was fourth with 9.13 baserunners per nine innings.
- Recalled from New Britain by Minnesota on May 25 -- made his major league debut on May 26 versus Oakland, taking the loss after allowing four runs in 1.2 innings of work.
- Made four starts with Minnesota before he was optioned to New Britain on June 19.
- Compiled a 5-1 record and 1.75 ERA (36.0IP/7ER) in six starts during July for New Britain.
- Recalled from New Britain by Minnesota on August 10 -- started one game for the Twins on August 11 at Tampa Bay before being optioned back to New Britain for the remainder of the season on August 12.
- Sidelined August 20-September 2 with a pulled left groin.
- Started one game for New Britain during the Eastern League playoffs, allowing two earned runs in 5.2 innings pitched.
- Named the fifth-best prospect in the Eastern League and sixth-best prospect in the Twins organization following the season by *Baseball America*.

Compiled a 12-8 record and 2.95 ERA (140.1IP/46ER) in 26 games (25 starts) between Single A Fort Myers and New Britain during the **2000** season -- topped all Twins minor leaguers with 12 wins and a 2.95 ERA.

- Earned a spot on the World Team for the Futures Game held at Atlanta's Turner Field prior to Major League Baseball's All-Star Game -- worked a scoreless inning of relief in the game.
- Had his contract transferred from Fort Myers to New Britain on June 15.
- Fanned 10 batters as he tossed a four-hit shutout in the first game of a doubleheader on July 27 versus Altoona -- tied for fifth in the Eastern League with one shutout.
- Tabbed the Eastern League Pitcher of the Week for August 7-13 after he fanned 11 batters and earned the win with 7.2 shutout innings on August 11 versus New Haven.
- Placed on the temporarily inactive list for the remainder of the season on August 30 so he could pitch for Australia in the Summer Olympics in Sydney, Australia.
- Named the ninth-best prospect in the Twins organization following the season by *Baseball America*.

Led the Florida State League with 27 games started as he spent the entire **1999** season with Fort Myers.

- Finished 4-2 with a 2.81 ERA (41.2IP/13ER) in six starts during July.

Selected to the Midwest League's mid-season all-star squad with Single A Fort Wayne during the **1998** season.

- Won his only start during the Midwest League playoffs, allowing one earned run in 7.2 innings of work.
- Saw action in the Maryland Fall League following the season.

Released by the Los Angeles Dodgers organization on May 9, he signed with the Twins as a minor league free agent on May 12 and was assigned to Rookie level Elizabethton for the **1997** season.

Saw his first professional action with Rookie level Great Falls in the Dodgers organization during the **1996** season.



2011 TIGERS

- Fourth among all Pioneer League relievers with 1.47 walks per nine innings.

Signed by the Dodgers as a non-drafted free agent on July 2, **1995**.

PERSONAL/MISCELLANEOUS

He, his wife Kylie and daughter Sienna (7/20/06) reside in New South Wales, Australia during the off-season.

- Graduated from Mitchell High School in Sydney, Australia in **1995**.
- Actively participates with Tigers Dreams Come True and the Detroit Tigers Autographed Memorabilia Donation Program.

BRADLEY RICHARD THOMAS' CAREER RECORD

Year	Club	W-L	ERA	G	GS	CG	SHO	SV	IP	H	AB	R	ER	HR	HB	BB	SO	WP	BK	AVG
1996	Great Falls	3-2	6.31	11	5	0	0	0	35.2	48	150	27	25	2	0	11	28	5	4	.320
1997	Elizabethton	3-4	4.48	14	13	0	0	0	70.1	78	280	43	35	5	3	21	53	8	2	.279
1998	Fort Wayne	11-8	2.95	27	26	1	0	0	152.1	146	588	68	50	9	8	45	126	12	3	.248
1999	Fort Myers	8-11	4.78	27	27	1	1	0	152.2	182	607	99	81	11	6	46	108	8	1	.300
2000	Fort Myers	6-2	1.66	12	12	0	0	0	65.0	62	259	33	12	3	3	16	57	3	0	.239
	New Britain	6-6	4.06	14	13	1	1	0	75.1	80	289	47	34	3	4	46	66	9	2	.277
2001	New Britain	10-3	1.96	19	19	1	0	0	119.1	91	441	37	26	4	4	26	97	7	0	.206
	Minnesota	0-2	9.37	5	5	0	0	0	16.1	20	66	17	17	6	1	14	6	2	0	.303
2002	Edmonton	6-12	5.74	28	27	1	0	0	152.0	175	601	112	97	20	17	54	97	1	2	.291
2003	GCL Twins#	0-0	0.00	2	2	0	0	0	10.0	6	36	0	0	0	0	1	12	0	0	.167
	Rochester	0-3	3.53	15	11	0	0	0	58.2	68	233	23	23	3	0	10	50	3	2	.292
	Minnesota	0-1	7.71	3	0	0	0	0	4.2	6	19	4	4	1	0	3	2	0	0	.316
2004	Minnesota	0-0	16.87	3	0	0	0	0	2.2	7	14	5	5	0	0	1	0	1	0	.500
	Pawtucket#	0-1	10.38	4	1	0	0	0	4.1	6	19	9	5	0	0	6	1	0	0	.316
2005	Nippon	1-5	4.66	38	0	0	0	1	48.1	54	—	30	25	1	5	39	51	0	2	—
2006	Nippon	4-1	3.74	40	0	0	0	1	45.2	50	—	21	19	2	4	23	43	3	1	—
2007	Tacoma	8-6	4.87	34	15	1	0	2	116.1	138	467	68	63	8	4	42	100	13	0	.296
2008	Hanwha	3-6	2.84	59	0	0	0	31	63.1	52	—	21	20	3	—	23	63	—	—	—
2009	Hanwha	2-5	2.88	45	0	0	0	13	50.0	43	—	20	16	2	—	20	56	—	—	—
2010	DETROIT	6-2	3.89	49	2	0	0	0	69.1	77	264	31	30	4	4	29	30	4	0	.292
MINOR LEAGUE TOTALS		61-58	4.01	207	171	6	2	2	1012.0	1080	3970	566	451	68	49	324	795	69	16	.272
DETROIT TOTALS		6-2	3.89	49	2	0	0	0	69.1	77	264	31	30	4	4	29	30	4	0	.292
MAJOR LEAGUE TOTALS		6-5	5.42	60	7	0	0	0	93.0	110	363	57	56	11	5	47	38	7	0	.303
JAPAN TOTALS		5-6	4.21	78	0	0	0	2	94.0	104	—	51	44	3	9	62	94	3	3	—
KOREAN TOTALS		5-11	2.86	104	0	0	0	44	113.1	95	—	41	36	5	—	43	119	—	—	—

TRANSACTIONS

- Signed by the Los Angeles Dodgers as a non-drafted free agent on July 2, 1995
- Signed by Minnesota as a minor league free agent on May 12, 1997
- On suspended list, June 7-10, 1998
- On temporarily inactive list, July 8-10, 2000 (Participating in Futures Game)
- On temporarily inactive list, August 30-October 2, 2000 (Participating in Olympic Games)
- On disabled list, August 20-September 2, 2001 (pulled left groin)
- On disabled list, April 18-July 2, 2003 (strained left elbow ligament)
- Acquired by Boston from Minnesota, in exchange for cash considerations on April 21, 2004
- On disabled list, April 23-October 12, 2004 (left elbow strain)
- Signed by Nippon (Japan) as a free agent on December 1, 2004
- Signed by Seattle as a minor league free agent on March 1, 2007
- Signed by Hanwha (Korea) as a free agent on December 1, 2007
- Signed by the Tigers as a free agent on December 7, 2009

WORLD BASEBALL CLASSIC RECORD

Year	Club	W-L	ERA	G	GS	CG	SHO	SV	IP	H	AB	R	ER	HR	HB	BB	SO	WP	BK	AVG
2009	Australia	0-0	0.00	1	0	0	0	0	1.0	0	3	0	0	0	0	0	2	0	0	.000

CAREER FIELDING

	G	TC	PO	A	E	DP	PCT
Pitcher	60	20	3	17	0	0	1.000

CAREER HIGHS

- Longest Winning Streak:** 4 - April 28-June 13, 2010
- Longest Losing Streak:** 2 - June 16-August 11, 2001
- Strikeouts:** 3 (twice) - last, September 29, 2010 at Cleveland
- Walks:** 4 (twice) - last, June 22, 2010 at New York Mets
- Innings (starter):** 6.0 - June 6, 2001 vs. Cleveland
- Innings (relief):** 3.2 - May 3, 2010 at Minnesota
- Low-Hit Game:** 5 (twice) - last, June 6, 2001 vs. Cleveland (6.0IP)



CLETE THOMAS

Born: November 14, 1983
Birthplace: Jacksonville, FL
Bats/Throws: L/R
Major League Service: 1.027
How Obtained: Selected by the Tigers in the sixth round of the June 2005 draft
Opening Day Age: 27
Residence: Tampa, FL
Height/Weight: 5-11/195
Signed Through: 2011

OUTFIELDER - 34

SEASON HIGHLIGHTS

Limited to 21 games with Triple A Toledo during the **2010** season before landing on the disabled list for the remainder of the season on May 13 with left knee inflammation.

- Sidelined April 15-25 with a left hamstring strain.
- Belted a season-high two home runs on May 8 at Norfolk.
- Underwent microfracture surgery on his left knee on June 4, a procedure performed by Dr. Richard Steadman in Vail, Colorado.

Split the **2009** season between Toledo and Detroit, seeing action in 102 games during his two stints with the Tigers.

- Recalled by the Tigers from Toledo on May 5 -- hit .368 (14x38) with three doubles, a triple and five RBI over his first nine games with the Tigers May 5-15.
- Equaled a career high with three hits on May 5 versus Minnesota -- matched the high with three hits on May 15 versus Oakland, May 30 at Baltimore, July 12 versus Cleveland and August 30 versus Tampa Bay.
- Belted two home runs on May 30 at Baltimore to establish a career high.
- Connected for his first career grand slam on June 7 versus the Los Angeles Angels of Anaheim -- entered the game as a pinch-runner in the fourth inning before hitting the game-winning grand slam in the eighth inning...according to the Elias Sports Bureau, he became just the fifth player since 1970 to hit a go-ahead grand slam in a game he entered as a pinch-runner...he joined Kansas City's Rey Palacios (1990), Montreal's Moises Alou (1992), Milwaukee's Darrin Jackson (1998) and Boston's Rico Brogna (2000) in accomplishing the feat.
- Optioned to Toledo by the Tigers following the game against the White Sox on June 11 at Chicago's U.S. Cellular Field.
- Batted .529 (18x34) with six doubles and five RBI over an eight-game hitting streak with Toledo June 19-26.
- Collected a season-high four hits for the Mud Hens on June 23 versus Durham.
- Hit .373 (25x67) with eight doubles and seven RBI in 17 games during June -- second in the International League with a .373 batting average during the month.
- Recalled by the Tigers from Toledo for the remainder of the season on July 8.
- Established a career high with five RBI on July 12 versus Cleveland.
- Batted .341 (15x44) with two doubles, a triple, two home runs and 11 RBI in 16 games for the Tigers during July.
- Belted his first career walk-off home run on August 3 versus Baltimore, a solo shot in the ninth inning off Danys Baez.
- Hit .268 (34x127) in 37 games prior to the all-star break...batted .216 (32x148) in 65 games following the all-star break.

Saw his first major league action after making the Tigers Opening Day roster out of Spring Training in **2008**.

- Made his major league debut on March 31 versus Kansas City as a defensive replacement in left field in the ninth inning -- doubled off Joakim Soria in the 11th inning for his first major league hit.
- Established a career high with three hits on April 4 versus the Chicago White Sox -- matched the career best with three hits on April 20 at Toronto and June 27 versus Colorado.
- Optioned to Toledo by the Tigers on April 23.
- Hit .323 (20x62) over a 16-game stretch with Toledo May 10-27, scoring 13 runs and collecting five doubles, four home runs and 15 RBI.
- Recalled from Toledo by the Tigers on May 30.
- Sidelined June 4-20 with a sprained right ankle -- assigned to Toledo as part of an injury rehab assignment on June 13 ...batted .211 (4x19) with a double, home run and four RBI in five games during the injury rehab assignment.
- Drew two bases-loaded walks on June 26 versus St. Louis -- according to the Elias Sports Bureau, he became the first major league player to do so since Boston's Julio Lugo on July 28, 2007 at Tampa Bay.
- Hit .435 (10x23) in 11 games for the Tigers during June.



2011 TIGERS

- Connected for his first major league home run on July 13 versus Minnesota, a two-run shot off Nick Blackburn.
- Optioned to Toledo by the Tigers on July 15.
- Belted a grand slam on July 19 at Pawtucket -- finished with a season-high five RBI for Toledo.
- Batted .360 (18x50) with three doubles, a triple, home run and 10 RBI in 13 games during July for Toledo.
- Sidelined for the rest of the season with Toledo after landing on the disabled list on August 29 with a right elbow sprain.
- Batted .368 (7x19) against lefties with the Tigers, compared to .268 (26x97) with righties on the mound.
- Hit .353 (18x51) in 17 games at Comerica Park...batted .231 (15x65) in 23 games on the road with Detroit.
- Underwent ulnar collateral ligament reconstruction surgery on his right elbow on September 11, a procedure performed by Dr. James Andrews in Birmingham, AL.
- Named the 21st-best prospect and best defensive outfielder and rated as possessing the best outfield arm in the Tigers organization following the season by *Baseball America*.

Topped the Eastern League with 97 runs scored for Double A Erie during the **2007** season, while he tied for fourth with 148 hits and tied for fifth with six triples.

- Finished second in the Eastern League with 528 at-bats, while he tied for second with 137 games played.
- Led all league outfielders with 11 errors.
- Rated as possessing the best outfield arm in the Eastern League by *Baseball America*.
- Collected a season-high four hits on May 11 at Akron -- equaled the best with four hits on July 1 versus Akron and August 2 at New Britain.
- Posted a season-best 10-game hitting streak June 23-July 3, batting .541 (20x37) with 12 runs scored, three doubles, a triple, two home runs and seven RBI.
- Hit .330 (34x103) with 21 runs scored, nine doubles, a home run and seven RBI in 27 games during June.
- Saw action in all four of Erie's games during the Eastern League playoffs, batting .368 (7x19) with four runs scored, a double, triple and two RBI.
- Named the 12th-best prospect in the Tigers organization following the season by *Baseball America*.

Tied for fifth in the Florida State League with 34 stolen bases for Single A Lakeland during the **2006** season.

- Finished third in the Florida State League with 529 at-bats, while he tied for fourth with 127 strikeouts.
- Topped all league outfielders with 332 total chances and 321 putouts, while he tied for the lead with six double plays.
- Hit safely in his first 12 games of the season April 6-19, batting .302 (16x53) with eight runs scored, four doubles, two home runs and six RBI.
- Posted two 10-game hitting streaks during the season, doing so April 29-May 9 and June 7-19 -- hit .400 (18x45) with six runs scored, six doubles, two home runs and eight RBI during the 10-game stretch April 29-May 9, while he batted .364 (12x33) with seven runs scored and three doubles over the 10-game stretch June 7-19.
- Hit .306 (34x111) with runners in scoring position.
- Named the 29th-best prospect in the Tigers organization following the season by *Baseball America*.

Assigned to Single A Oneonta after being selected by the Tigers in the sixth round of the June **2005** draft.

- Compiled an 11-game hitting streak with Oneonta June 23-July 4, batting .500 (20x40) with 14 runs scored, four doubles, a triple, home run and nine RBI.
- Scored a run in 11 straight games June 26-July 9, a total of 16 runs scored.
- Earned New York-Penn League Player of the Week honors for June 27-July 3, batting .458 (11x24) with seven runs scored, two doubles, a triple, home run and nine RBI in six games.
- Collected a season-high five RBI on July 2 at Lowell.
- Promoted to Single A West Michigan on July 12.
- Posted an 11-game hitting streak July 24-August 3 and a 12-game hitting streak August 7-19 -- batted .357 (15x42) with eight runs scored, two doubles, two triples and three RBI over the 11-game stretch, while he hit .380 (19x50) with 10 runs scored, three doubles and five RBI during the 12-game stretch.
- Appeared in all four of West Michigan's games during the Midwest League playoffs, hitting .375 (6x16).
- Named the 14th-best prospect in the Tigers organization following the season by *Baseball America*.

PERSONAL/MISCELLANEOUS

He, his wife Susie and son Brooks (1/30/10) reside in Tampa, FL during the off-season.

- Selected by Minnesota in the fifth round of the June **2002** draft out of Mosley High School in Lynn Haven, FL, but he did not sign.
- Played in 63 games for Auburn University as a freshman in **2003**, hitting .297 (76x256) with 41 runs scored, 10 doubles, four triples, two home runs, 27 RBI and 11 stolen bases.
- Hit .329 (71x216) with 53 runs scored, 16 doubles, six triples, four home runs, 45 RBI and 24 stolen bases in 56 games as a sophomore at Auburn University in **2004**.



- Named the 20th-best prospect in the Cape Cod League during the summer of **2004** by *Baseball America* after batting .241 (28x116) with 17 runs scored, five doubles, three triples, three home runs, 15 RBI and eight stolen bases for Harwich.
- Batted .328 (78x238) in 60 games as a junior at Auburn University in **2005**, scoring 66 runs and collecting 18 doubles, six triples, nine home runs, 41 RBI and 23 stolen bases.
- Actively participates with the Detroit Tigers Autographed Memorabilia Donation Program and participated in the Tigers Winter Caravan.
- Recommended/signed by Jerome Cochran for the Tigers.

MICHAEL CLETE THOMAS' CAREER RECORD

Year	Club	AVG	G	AB	R	H	TB	2B	3B	HR	RBI	SH	SF	HB	BB	SO	SB	CS	OBP	SLG	E
2005	Oneonta	.386	18	70	19	27	37	5	1	1	14	0	0	2	12	11	9	0	.488	.529	0
	West Michigan	.284	51	194	39	55	73	8	5	0	11	2	2	2	21	37	11	3	.356	.376	1
2006	Lakeland	.257	132	529	67	136	194	30	5	6	40	1	3	6	56	127	34	13	.333	.367	3
2007	Erie	.280	137	528	97	148	214	30	6	8	53	3	2	7	59	110	18	11	.359	.405	11
2008	Toledo	.247	76	291	44	72	121	18	2	9	45	3	1	1	37	88	29	11	.333	.416	5
	DETROIT	.284	40	116	7	33	47	9	1	1	9	2	0	1	14	26	2	0	.366	.405	4
2009	Toledo	.291	45	175	27	51	73	17	1	1	17	0	1	3	26	49	18	3	.390	.417	3
	DETROIT	.240	102	275	46	66	106	13	3	7	39	1	0	1	33	77	3	0	.324	.385	4
2010	Toledo	.183	21	71	14	13	29	2	1	4	13	1	0	2	12	32	9	0	.318	.408	2
MINOR LEAGUE TOTALS		.270	480	1858	307	502	741	110	21	29	193	10	9	23	223	454	128	41	.354	.399	25
MAJOR LEAGUE TOTALS		.253	142	391	53	99	153	22	4	8	48	3	0	2	47	103	5	0	.336	.391	8

TRANSACTIONS

- Selected by Minnesota in the fifth round of the June 2002 draft
- Selected by the Tigers in the sixth round of the June 2005 draft
- On disabled list, June 4-20, 2008 (sprained right ankle)
- On disabled list, August 29-September 5, 2008 (right elbow sprain)
- On disabled list, April 15-25, 2010 (left hamstring strain)
- On disabled list, May 13-September 7, 2010 (left knee inflammation)

CAREER FIELDING

	G	TC	PO	A	E	DP	PCT
Outfield	140	278	261	9	8	4	.971

CAREER HIGHS

Hits: 3 (eight times) - last, August 30, 2009 vs. Tampa Bay
Home Runs: 2 - May 30, 2009 at Baltimore
RBI: 5 - July 12, 2009 vs. Cleveland
Stolen Bases: 1 (five times) - last, September 12, 2009 vs. Toronto
Hitting Streak: 7 - June 3-30, 2008

GRAND SLAMS (1)

June 7, 2009 vs. Los Angeles Angels of Anaheim (Jason Bulger)

TWO HOME RUN GAMES (1)

May 30, 2009 at Baltimore



SCOTT THORMAN

NON-ROSTER INVITEE

Born: January 6, 1982 **Opening Day Age:** 29
Birthplace: Cambridge, Ontario **Residence:** Cambridge, Ontario
Bats/Throws: L/R **Height/Weight:** 6-3/226
Major League Service: 1.090 **Signed Through:** 2011
How Obtained: Signed by the Tigers as a minor league free agent on November 29, 2010

FIRST BASEMAN - 65

CAREER HIGHLIGHTS

The 2011 season will mark Thorman's first season with the Tigers organization.

- Selected to participate in the Futures Game held prior to Major League Baseball's All-Star Game in 2003.
- Participated for Canada in the 2008 Summer Olympics in Beijing, China.
- Played for Canada during the World Baseball Classic in 2006.



2011 TIGERS

SEASON HIGHLIGHTS

Spent the entire **2010** season with Triple A Omaha in the Kansas City Royals organization.

- Tied for second in the Pacific Coast League with seven home runs during May.
- Hit .340 (32x94) with nine doubles, five home runs and 22 RBI in 24 games during June.
- Compiled an 11-game hitting streak August 16-26, batting .333 (15x45) with three home runs and 13 RBI.
- Saw action in 30 games with Mexicali in the Mexican Winter League following the season, batting .272 (31x114) with five doubles, eight home runs and 26 RBI.

After signing during the off-season as a minor league free agent with the Milwaukee Brewers, he was released by the organization on April 3, **2009**.

- Signed by the Texas Rangers as a minor league free agent on April 7, he was assigned to Triple A Oklahoma -- saw action in 11 games with Oklahoma before he was released on April 27.
- Assigned to Omaha after signing with Kansas City as a minor league free agent on May 21.
- Belted a season-high two home runs on May 31 at Nashville.
- Hit .360 (36x100) with three doubles, seven home runs and 18 RBI in 27 games during June -- tied for second in the Pacific Coast League with seven home runs during the month, while he finished sixth with a .360 batting average.
- Saw action in 30 games with Navojia in the Mexican Winter League following the season, hitting .222 (26x117) with five doubles, four home runs and 15 RBI.

Played the entire **2008** season with Triple A Richmond in the Atlanta Braves organization.

- Batted .333 (32x96) with 11 doubles, six home runs and 20 RBI in 26 games during May.
- Belted a season-high two home runs on June 4 at Durham -- equaled the high with two home runs on June 23 at Pawtucket.
- Tied for second in the International League with eight home runs during June.
- Compiled an 11-game hitting streak July 24-September 1, batting .341 (15x44).
- On the temporarily inactive list July 28-August 25 as he played for Canada during the Summer Olympics in Beijing.

Made Atlanta's Opening Day roster out of Spring Training for the first time in his career in **2007**, seeing action in 120 games as he spent the entire season at the major league level.

- Established a career high with four hits on April 29 at Colorado.
- Belted two home runs and drove in five runs on May 12 at Pittsburgh to establish career bests.
- Batted .239 (28x117) with eight home runs and 18 RBI in 31 games with Navojia in the Mexican Winter League following the season.

Assigned to Richmond to begin the **2006** season before he received his first major league action in two separate stints with Atlanta...selected Richmond's Player of the Year.

- Tabbed the best power prospect in the International League by *Baseball America*.
- Connected for a season-high two home runs with Richmond on May 18 versus Columbus -- equaled the high with two home runs on June 3 versus Syracuse.
- Named the International League Player of the Week for May 29-June 4 after hitting .375 (9x24) with four doubles, four home runs and 10 RBI in six games.
- Compiled an 11-game hitting streak May 29-June 19, batting .405 (17x42) with four doubles, six home runs and 14 RBI.
- Recalled by Atlanta from Richmond on June 18 -- made his major league debut that night versus Boston, going hitless in four at-bats as he started in left field.
- Collected his first major league hit on June 20 versus Toronto, a run-scoring single off Scott Downs.
- Belted his first major league home run on July 5 versus St. Louis, a pinch-hit home run off Josh Hancock.
- Optioned to Richmond by Atlanta on August 15 -- saw action in 14 games with Richmond before he was recalled by Atlanta for the remainder of the season on September 1.
- Named the seventh-best prospect in the Braves organization and 12th-best prospect in the International League following the season by *Baseball America*.

Split the **2005** season between Double A Mississippi and Richmond -- topped all Braves minor leaguers with 92 RBI, while he tied for the lead with 21 home runs.

- Assigned to Mississippi to begin the season -- selected to the Southern League's mid-season all-star squad.
- Compiled a season-high 18-game hitting streak May 16-June 3, batting .384 (28x73) with seven doubles, a triple, two home runs and 18 RBI.
- Posted an 11-game hitting streak June 26-July 7, batting .425 (17x40) with five doubles, three home runs and nine RBI.
- Had his option transferred from Mississippi to Richmond for the remainder of the season on July 14.
- Belted a season-high two home runs on July 30 at Charlotte.



- Named the 11th-best prospect in the Braves organization following the season by *Baseball America*.

Assigned to Single A Myrtle Beach to begin the **2004** season before his option was transferred to Double A Greenville for the remainder of the season on May 24.

- Batted .319 (22x69) with four doubles, four home runs and 18 RBI in 21 games during April for Myrtle Beach.
- Tabbed the Southern League Player of the Week for June 26-July 1 after hitting .368 (7x19) with two doubles and five RBI in five games.
- Named the 12th-best prospect in the Braves organization following the season by *Baseball America*.

Second on his Myrtle Beach club with 26 doubles and 56 RBI during the **2003** season.

- Earned a spot on the World Team for the Futures Game held at Chicago's U.S. Cellular Field prior to Major League Baseball's All-Star Game.
- Topped all Carolina League first basemen with 999 putouts.
- Belted a season-high two home runs on June 9 versus Lynchburg.
- Batted .316 (25x79) with five doubles, a triple, five home runs and 14 RBI in 25 games during June.
- Tabbed the Carolina League Player of the Week for August 7-13 after hitting .444 (12x27) with a double, home run and 11 RBI in seven games.
- Named the 18th-best prospect in the Braves organization following the season by *Baseball America*.

Led the South Atlantic League with 38 doubles for Single A Macon during the **2002** season, while he tied for second with 57 extra-base hits, finished third with 230 total bases and fifth with a .489 slugging percentage.

- Compiled a 21-game hitting streak June 13-July 7, batting .444 (36x81) with 15 doubles, two triples, two home runs and 17 RBI.
- Belted a season-high two home runs on July 15 versus Augusta.
- Named the eighth-best prospect in the Braves organization and 14th-best prospect in the South Atlantic League following the season by *Baseball America*.

Sidelined for the entire **2001** season following left shoulder surgery.

Made his professional debut with the Gulf Coast League Braves after being selected by Atlanta in the first round of the June **2000** draft.

- Named the 21st-best prospect in the Braves organization following the season by *Baseball America*.

PERSONAL/MISCELLANEOUS

He, his wife Kelly and son Robert reside in Cambridge, Ontario during the off-season.

SCOTT ROBERT THORMAN'S CAREER RECORD

Year	Club	AVG	G	AB	R	H	TB	2B	3B	HR	RBI	SH	SF	HB	BB	SO	SB	CS	OBP	SLG	E
2000	GCL Braves	.227	29	97	15	22	34	7	1	1	19	0	2	4	12	23	0	1	.330	.351	8
2001	Did not play - injured																				
2002	Macon	.294	127	470	57	138	230	38	3	16	82	0	6	7	51	83	2	2	.367	.489	14
2003	Myrtle Beach	.243	124	445	44	108	174	26	2	12	56	0	4	4	42	79	0	0	.311	.391	8
2004	Myrtle Beach	.299	43	154	20	46	71	11	1	4	29	0	5	5	12	19	1	0	.358	.461	1
	Greenville	.252	94	345	31	87	140	14	3	11	51	0	3	0	39	73	5	3	.326	.406	5
2005	Mississippi	.305	90	348	49	106	176	21	2	15	65	0	3	4	28	76	2	2	.360	.506	9
	Richmond	.276	52	210	23	58	92	10	3	6	27	0	2	3	9	42	0	0	.313	.438	4
2006	Richmond	.298	81	309	38	92	157	16	2	15	48	0	3	1	31	48	4	2	.360	.508	8
	Atlanta	.234	55	128	13	30	56	11	0	5	14	0	0	0	5	21	1	0	.263	.438	1
2007	Atlanta	.216	120	287	37	62	113	18	0	11	36	1	2	3	14	70	1	1	.258	.394	6
2008	Richmond	.251	101	387	47	97	180	22	2	19	56	1	4	0	19	83	7	1	.283	.465	6
2009	Oklahoma	.188	11	32	4	6	13	4	0	1	4	0	0	2	3	9	2	0	.297	.406	1
	Omaha	.297	97	367	45	109	182	12	2	19	63	3	5	9	21	66	5	3	.346	.496	6
2010	Omaha	.280	125	479	78	134	235	31	2	22	85	1	1	3	48	75	6	4	.348	.491	5
MINOR LEAGUE TOTALS		.275	974	3643	451	1003	1684	212	23	141	585	5	38	42	315	676	34	18	.337	.462	75
MAJOR LEAGUE TOTALS		.222	175	415	50	92	169	29	0	16	50	1	2	3	19	91	2	1	.260	.407	7

TRANSACTIONS

- Selected by Atlanta in the first round (30th overall) in the June 2000 draft
- On disabled list, June 19-September 18, 2001 (left shoulder surgery)
- On temporarily inactive list, July 12-14, 2003 (Participating in Futures Game)
- On temporarily inactive list, July 28-August 25, 2008 (Participating in Olympic Games)
- Signed by Milwaukee as a minor league free agent on December 3, 2008
- Signed by Texas as a minor league free agent on April 7, 2009
- Signed by Kansas City as a minor league free agent on May 21, 2009
- Signed by the Tigers as a minor league free agent on November 29, 2010



2011 TIGERS

WORLD BASEBALL CLASSIC RECORD

Year	Club	AVG	G	AB	R	H	TB	2B	3B	HR	RBI	SH	SF	HB	BB	SO	SB	CS	OBP	SLG	E
2006	Canada	.000	1	1	0	0	0	0	0	0	0	0	0	0	0	0	0	0	.000	.000	0

CAREER FIELDING

	G	TC	PO	A	E	DP	PCT
First Base	102	755	683	65	7	59	.991
Outfield	21	20	19	1	0	0	1.000

CAREER HIGHS

Hits: 4 - April 29, 2007 at Colorado

Home Runs: 2 - May 12, 2007 at Pittsburgh

RBI: 5 - May 12, 2007 at Pittsburgh

Stolen Bases: 1 (twice) - last, April 24, 2007 at Florida

Hitting Streak: 3 (eight times) - last, August 29-September 5, 2007

TWO HOME RUN GAMES (1)

May 12, 2007 at Pittsburgh



JACOB TURNER

Born: May 21, 1991

Birthplace: St. Charles, MO

Bats/Throws: R/R

Major League Service: 0.000

Opening Day Age: 19

Residence: St. Charles, MO

Height/Weight: 6-5/210

Signed Through: 2013
(club options for 2014, 2015)

How Obtained: Selected by the Tigers in the first round (ninth overall) of the June 2009 draft

RIGHTHANDED PITCHER - 50

SEASON HIGHLIGHTS

Assigned to Single A West Michigan to begin his first professional season in **2010**, earning Midwest League mid-season all-star honors.

- Sideline April 22-May 5 with a right forearm strain.
- Compiled a 2-1 record and 3.21 ERA (28.0IP/10ER) over his final five outings (four starts) with the Whitecaps May 27-June 18.
- Had his option transferred from West Michigan to Single A Lakeland on June 23.
- Posted a 4-1 record, 1.28 ERA (49.1IP/7ER) and 41 strikeouts over his final 10 starts of the season with the Flying Tigers July 12-September 2.
- Second in the Florida State League with a 1.05 ERA (25.2IP/3ER) in five starts during August.
- Named the top prospect and rated as possessing the best curveball and changeup in the Tigers organization, named the third-best prospect in the Florida State League and fourth-best prospect in the Midwest League following the season by *Baseball America*.

Detroit's first-round selection in the June draft, he did not pitch after agreeing to terms on August 17, **2009**.

- Named the top prospect and rated as possessing the best curveball in the Tigers organization following the season by *Baseball America*.

PERSONAL/MISCELLANEOUS

Resides in St. Charles, MO during the off-season.

- Finished 5-2 with a 1.45 ERA (49.2IP/8ER) and 92 strikeouts during his junior season in **2008** at Westminster Christian Academy in Missouri.
- Pitched for Team USA during the summer of **2008** -- fanned 19 batters in 10.1 innings of work.
- Selected to participate in the Aflac All-American High School Baseball Classic in **2008**.
- Tabbed a First-Team High School All-American by *Baseball America* in **2009** after compiling a 7-2 record, 0.60 ERA (59.2IP/4ER) and 118 strikeouts as a senior at Westminster Christian Academy...selected the Gatorade Player of the Year in Missouri.
- Actively participates with the Detroit Tigers Autographed Memorabilia Donation Program and participated in the Tigers Winter Caravan.
- Recommended/signed by Marty Miller for the Tigers.




JACOB EDWARD TURNER'S CAREER RECORD

Year	Club	W-L	ERA	G	GS	CG	SHO	SV	IP	H	AB	R	ER	HR	HB	BB	SO	WP	BK	AVG
2010	West Michigan	2-3	3.67	11	10	0	0	0	54.0	53	216	26	22	4	1	9	51	1	0	.245
	Lakeland	4-2	2.93	13	13	0	0	0	61.1	53	229	22	20	3	7	14	51	0	1	.231
MINOR LEAGUE TOTALS		6-5	3.28	24	23	0	0	0	115.1	106	445	48	42	7	8	23	102	1	1	.238

TRANSACTIONS

- Selected by the Tigers in the first round (ninth overall) of the June 2009 draft
- On disabled list, April 22-May 5, 2010 (right forearm strain)



JOSE VALVERDE

Born: March 24, 1978
Birthplace: San Pedro de Macoris, DR
Bats/Throws: R/R
Major League Service: 7.090
Opening Day Age: 33
Residence: Santo Domingo, DR
Height/Weight: 6-4/254
Signed Through: 2011
 (club option for 2012)
How Obtained: Signed by the Tigers as a free agent on January 26, 2010

RIGHTHANDED PITCHER - 46

CAREER HIGHLIGHTS

The 2011 season will mark Valverde's second season with the Tigers...marks the final year of a two-year contract, plus a club option for 2012, he agreed to terms on with the club on January 26, 2010.

- Selected to the National League's all-star squad with the Arizona Diamondbacks in 2007...selected to the American League's all-star squad with the Tigers in 2010.
- Selected National League Player of the Week twice during his career.
- Selected to participate in the Futures Game held prior to Major League Baseball's All-Star Game in 2001.

SEASON HIGHLIGHTS

Finished ninth in the American League with 26 saves during his first season with the Tigers in **2010** as he was selected to the league's all-star squad.

- Eighth among all American League relievers with a .184 batting average against and 5.86 hits per nine innings.
- Did not allow a run in 25 consecutive outings April 8-June 12, tossing 25.1 scoreless innings.
- Converted 24 consecutive save opportunities April 9-August 21 -- marks the third-longest single-season streak in Tigers history.
- Tabbed the Tigers Pitcher of the Month for June after compiling a 0.68 ERA (13.1IP/1ER), seven saves and 16 strikeouts in 12 appearances.
- Fanned a season-high four batters on July 30 at Boston -- equaled the high with four strikeouts on September 2 at Minnesota.
- Established a career high with three innings of relief on September 2 at Minnesota.
- Limited lefthanded batters to a .165 batting average (19x115)...righties hit .204 (22x108) against him.
- Compiled a 0.92 ERA (39.0IP/4ER) in 39 appearances prior to the all-star break...posted a 6.38 ERA (24.0IP/17ER) in 21 outings following the all-star break.

Completed his second season with the Houston Astros in **2009**, posting 25 saves in 52 appearances.

- Sideline April 27-June 13 with a right calf strain -- assigned to Double A Corpus Christi for two outings as part of an injury rehabilitation assignment June 10-13.
- Converted 19 consecutive save opportunities July 6-September 27.
- Second among all National League relievers with nine saves during August.
- Limited righthanded batters to a .144 batting average (15x104)...lefties hit .281 (25x89) against him.
- Compiled a 0-2 record, 3.43 ERA (21.0IP/8ER) and eight saves in 22 appearances prior to the all-star break...posted a 4-0 record, 1.64 ERA (33.0IP/6ER) and 17 saves in 30 outings following the all-star break.

Led the National League with 44 saves in his first season with Houston in **2008** -- matched Billy Wagner (2003) for the Astros single-season saves record.

- Seventh among all National League relievers with a career-best 83 strikeouts.
- Registered his 100th career save on April 20 versus Colorado.



2011 TIGERS

- Topped the National League with 10 saves during May.
- Converted 18 straight save opportunities July 25-September 25.
- Established an Astros record with a save in 15 consecutive appearances August 9-September 10.
- Tabbed the DHL Delivery Man of the Month for August after posting a 1-0 record, 0.64 ERA (14.0IP/1ER), 10 saves and 17 strikeouts in 14 outings -- led the National League with 10 saves during the month.
- Limited lefthanded batters to a .190 batting average (23x121) -- seventh-best among all National League pitchers... righties hit .252 (39x155) against him.
- Finished 4-2 with a 3.80 ERA (45.0IP/19ER) and 24 saves in 45 appearances prior to the all-star break...went 2-1 with a 2.67 ERA (27.0IP/8ER) and 20 saves in 29 outings following the all-star break.

Topped the National League with a career-high 47 saves for Arizona during the **2007** season as he established a Diamondbacks single-season record.

- Selected to the National League's all-star squad for the first time in his career -- did not appear in the game.
- Tied for sixth among all National League relievers with 10.91 strikeouts per nine innings, while he finished ninth with a .196 batting average.
- Tied for the National League lead with 10 saves during both April and August, while he tied for third with nine saves during May.
- Tabbed the National League Player of the Week for May 13-19 -- tossed four scoreless innings in four relief outings, posting three saves and four strikeouts.
- Acquired by Houston from Arizona in a four-player deal on December 14.

Led all National League relievers with 12.59 strikeouts per nine innings with the Diamondbacks in **2006**.

- Tied for second in the National League with nine saves during May.
- Equaled a career high with five strikeouts on June 20 at Tampa Bay.
- Optioned to Triple A Tucson by Arizona on July 3 -- saw action in 15 games with Tucson before being recalled by Arizona for the remainder of the season on August 14.
- Limited righthanded hitters to a .192 batting average (19x99)...lefties batted .323 (31x96) against him.
- Posted a 2-3 record, 8.22 ERA (30.2IP/28ER) and 14 saves in 30 outings prior to the all-star break...compiled a 1.93 ERA (18.2IP/4ER) and four saves in 14 appearances following the all-star break.

Seventh among all National League relievers with 75 strikeouts for the Diamondbacks during the **2005** season, while he finished eighth with 10.18 strikeouts per nine innings.

- Sidelined March 25-May 2 with right biceps tendinitis -- saw action in two games with Tucson during an injury rehabilitation assignment April 28-May 2.
- Established a career high with five strikeouts on July 27 at Milwaukee.
- Tied for fourth in the National League with nine saves during September.
- Finished 1-3 with a 3.90 ERA (30.0IP/13ER) and one save in 29 outings prior to the all-star break...posted a 2-1 record, 1.24 ERA (36.1IP/5ER) and 14 saves in 32 appearances following the all-star break.

Made Arizona's Opening Day roster out of Spring Training for the first time in his career in **2004**, but he was limited to 29 outings after landing on the disabled list for the remainder of the season on June 14 with right rotator cuff tendinitis.

- Appeared in 10 games with Tucson during an injury rehabilitation assignment August 5-31.
- Had a small tear in the labrum in his right shoulder repaired arthroscopically by Dr. Michael Lee on September 9.

Opened the **2003** season with Tucson before joining the Diamondbacks for his first major league action.

- Second among all National League relievers with a .137 batting average against, 4.29 hits per nine innings and 12.70 strikeouts per nine innings, while he finished eighth with a 2.15 ERA and ninth with 9.30 baserunners per nine innings.
- Recalled from Tucson by Arizona on June 1 -- made his major league debut that day at San Diego, allowing a run in an inning of relief.
- Registered his first major league save on June 4 versus the Chicago White Sox, tossing a scoreless inning of relief.
- Earned his first major league win on June 20 versus Cincinnati.
- Shared National League Player of the Week honors for June 16-22, the first Diamondbacks player to win the award -- posted a 1-0 record, four saves and five strikeouts as he tossed five scoreless innings in five relief outings.
- Tabbed the National League Rolands Relief Pitcher of the Month for June after compiling a 1-0 record, 1.29 ERA (14.0IP/2ER), nine saves and 18 strikeouts in 14 outings -- tied for second in the National League with nine saves during the month.

Spent the entire **2002** season with Tucson, fanning 65 batters in 47.2 innings pitched.

- Sidelined May 4-24 with a lower back strain.



- Compiled a 2.31 ERA (11.2IP/3ER) in 12 outings during August.
- Named the 16th-best prospect in the Diamondbacks organization following the season by *Baseball America*.

Limited to 39 appearances with Double A El Paso during the **2001** before landing on the disabled list for the remainder of the season on July 23 with a right elbow ligament strain.

- Earned a spot on the World Team for the Futures Game held at Seattle's SAFECO Field prior to Major League Baseball's All-Star Game.
- Tabbed the best reliever in the Texas League by *Baseball America*.
- Compiled a 0.54 ERA (16.2IP/1ER), five saves and 29 strikeouts in his first 15 outings of the season April 5-May 12.
- Named the fifth-best prospect in the Diamondbacks organization and 16th-best prospect in the Texas League following the season by *Baseball America*.

Third among all Midwest League relievers with 11.09 strikeouts per nine innings as he opened the **2000** season with Single A South Bend.

- Sidelined July 10-29 with a right shoulder strain.
- Had his contract transferred from South Bend to Rookie level Missoula for the remainder of the season on July 29.
- Named the 10th-best prospect in the Diamondbacks organization and 12th-best prospect in the Pioneer League following the season by *Baseball America*.

Second in the Arizona League with eight saves for the Arizona League Diamondbacks in **1999**.

- Tied for second in the Arizona League with 17 games finished, while he tied for third with 20 appearances.
- Led all league relievers with 14.76 strikeouts per nine innings.
- Appeared in two games with South Bend after having his contract transferred following the conclusion of the Arizona League season on August 31.
- Named the fourth-best prospect in the Arizona League following the season by *Baseball America*.

Appeared in 23 games as he spent his second season with the Dominican Summer League Diamondbacks in **1998**.

Made his professional debut with the Dominican Summer League Diamondbacks after signing with Arizona as a non-drafted free agent on January 31, **1997**.

PERSONAL/MISCELLANEOUS

Resides in Santo Domingo, DR during the off-season...has a daughter Montscrat.

- Graduated from Escuela San Lorenzo in **1997**.
- His brother Jonathan played three seasons at the minor league level with the Los Angeles Dodgers (2002-04) and one season with the Diamondbacks (2006).
- Two of his uncles played professionally -- Jose Mercedes saw action at the major league level with the Milwaukee Brewers (1994-98), Baltimore Orioles (2000-01) and Montreal Expos (2003), while Carlos Mercedes played at the minor league level.
- Actively participates with Tigers Dreams Come True and the Detroit Tigers Autographed Memorabilia Donation Program, participated in a pre-game ceremony prior the annual Fiesta Tigres! game, visited and interacted with patients at the Children's Hospital of Michigan, sponsored several families from area pediatric hospitals to attend "Keeping Kids in the Game" and participated in the Tigers Winter Caravan.

2011 TIGERS

CONSECUTIVE SAVES CONVERTED BY TIGERS

The following is the list of the 10 longest consecutive saves streaks converted by a Tigers pitcher during a single season:

Player	Streak	Date	Year
Guillermo Hernandez	32	April 6-September 23	1984
Todd Jones	26	April 25-July 30	2000
Jose Valverde	24	April 9-August 21	2010
Todd Jones	22	June 27-September 15	1997
Matt Anderson	22	May 2-September 28	2001
John Hiller	21	April 17-July 10	1973
Fernando Rodney	21	April 11-July 24	2009
Todd Jones	19	June 10-August 30	2006
Tom Timmerman	16	April 12-July 21	1970
Fernando Rodney	16	August 5-October 4	2009

Courtesy of STATS LLC



2011 TIGERS

JOSE R. VALVERDE'S CAREER RECORD

Year	Club	W-L	ERA	G	GS	CG	SHO	SV	IP	H	AB	R	ER	HR	HB	BB	SO	WP	BK	AVG
1997	DSL Diamondbacks	0-0	5.30	14	0	0	0	0	18.2	20	75	12	11	1	2	13	19	6	1	.267
1998	DSL Diamondbacks	1-3	1.75	23	4	0	0	7	51.1	31	183	14	10	2	2	22	56	3	0	.169
1999	AZL Diamondbacks	1-2	4.08	20	0	0	0	8	28.2	34	124	21	13	1	4	10	47	1	1	.274
	South Bend	0-0	0.00	2	0	0	0	0	2.2	2	8	0	0	0	1	2	3	1	1	.250
2000	Missoula	1-0	0.00	12	0	0	0	4	11.2	3	40	0	0	0	0	4	24	2	0	.075
	South Bend	0-5	5.40	31	0	0	0	14	31.2	31	122	20	19	1	3	25	39	8	0	.254
2001	El Paso	2-2	3.92	39	0	0	0	13	41.1	36	160	19	18	1	4	27	72	6	1	.225
2002	Tucson	2-4	5.85	49	0	0	0	5	47.2	45	180	33	31	8	5	23	65	4	2	.250
2003	Tucson	1-1	3.10	22	0	0	0	5	29.0	26	110	11	10	1	0	14	26	3	0	.236
	Arizona	2-1	2.15	54	0	0	0	10	50.1	24	175	16	12	4	2	26	71	2	0	.137
2004	Tucson#	1-1	4.22	10	1	0	0	3	10.2	9	41	5	5	0	2	5	5	1	0	.220
	Arizona	1-2	4.25	29	0	0	0	8	29.2	23	108	17	14	7	1	17	38	4	0	.213
2005	Tucson#	0-0	0.00	2	0	0	0	0	2.0	1	7	0	0	0	0	1	3	0	0	.143
	Arizona	3-4	2.44	61	0	0	0	15	66.1	51	242	19	18	5	2	20	75	3	0	.211
2006	Tucson	1-0	3.06	15	0	0	0	3	17.2	13	65	9	6	1	0	10	18	1	0	.200
	Arizona	2-3	5.84	44	0	0	0	18	49.1	50	195	32	32	6	2	22	69	2	0	.256
2007	Arizona	1-4	2.66	65	0	0	0	47	64.1	46	235	21	19	7	3	26	78	1	0	.196
2008	Houston	6-3	3.38	74	0	0	0	44	72.0	62	276	28	27	10	2	23	83	3	2	.225
2009	Corpus Christi#	0-0	0.00	2	0	0	0	0	2.0	0	6	0	0	0	0	2	2	1	0	.000
	Houston	4-2	2.33	52	0	0	0	25	54.0	40	193	15	14	5	2	21	56	1	0	.207
2010	DETROIT	2-4	3.00	60	0	0	0	26	63.0	41	223	24	21	5	3	32	63	3	0	.184
MINOR LEAGUE TOTALS		10-18	3.75	241	5	0	0	62	295.0	251	1121	144	123	16	23	158	379	37	6	.224
NL TOTALS		19-19	3.17	379	0	0	0	167	386.0	296	1424	148	136	44	14	155	470	16	2	.208
DETROIT TOTALS		2-4	3.00	60	0	0	0	26	63.0	41	223	24	21	5	3	32	63	3	0	.184
MAJOR LEAGUE TOTALS		21-23	3.15	439	0	0	0	193	449.0	337	1647	172	157	49	17	187	533	19	2	.205

TRANSACTIONS

- Signed by Arizona as a non-drafted free agent on January 31, 1997
- On disabled list, July 10-29, 2000 (right shoulder strain)
- On suspended list, August 15-17, 2000
- On temporarily inactive list, July 7-10, 2001 (Participating in Futures Game)
- On disabled list, July 23-September 13, 2001 (right elbow ligament strain)
- On disabled list, May 4-24, 2002 (lower back strain)
- On disabled list, June 14-November 19, 2004 (right rotator cuff tendinitis)
- On disabled list, March 25-May 2, 2005 (right biceps tendinitis)
- Acquired by Houston from Arizona, in exchange for Chris Burke, Juan Gutierrez and Chad Qualls on December 14, 2007
- On disabled list, April 27-June 13, 2009 (right calf strain)
- Signed by the Tigers as a free agent on January 26, 2010

ALL-STAR GAME RECORD

Year	League/Site	W-L	ERA	G	GS	CG	SHO	SV	IP	H	AB	R	ER	HR	HB	BB	SO	WP	BK	AVG
2007	NL/San Francisco	- did not pitch																		
2010	AL/Los Angeles	0-0	0.00	1	0	0	0	0	1.0	0	3	0	0	0	0	0	3	0	0	.000
ALL-STAR GAME TOTALS		0-0	0.00	1	0	0	0	0	1.0	0	3	0	0	0	0	0	3	0	0	.000

DIVISION SERIES RECORD

Year	Club/Opp.	W-L	ERA	G	GS	CG	SHO	SV	IP	H	AB	R	ER	HR	HB	BB	SO	WP	BK	AVG
2007	ARI vs. CHC	0-0	0.00	3	0	0	0	1	3.0	1	11	0	0	0	0	1	6	0	0	.091

LEAGUE CHAMPIONSHIP SERIES RECORD

Year	Club/Opp.	W-L	ERA	G	GS	CG	SHO	SV	IP	H	AB	R	ER	HR	HB	BB	SO	WP	BK	AVG
2007	ARI vs. COL	0-1	5.40	1	0	0	0	0	1.2	1	6	1	1	0	0	3	2	0	0	.167

MAJOR LEAGUE HITTING RECORD

	AVG	AB	R	H	2B	3B	HR	RBI	SH	SF	HBP	BB	SO
2010	—	—	—	—	—	—	—	—	—	—	—	—	—
Career	.500	2	1	1	1	0	0	0	0	0	0	0	1

CAREER FIELDING

	G	TC	PO	A	E	DP	PCT
Pitcher	439	52	27	21	4	2	.923

CAREER HIGHS

Longest Winning Streak: 4 - July 22-September 9, 2009
Longest Losing Streak: 3 (twice) - last, April 3-July 8, 2007
Strikeouts: 5 (twice) - last, June 20, 2006 at Tampa Bay
Walks: 5 - July 30, 2010 at Boston
Innings (relief): 3.0 - September 2, 2010 at Minnesota



JUSTIN VERLANDER

Born: February 20, 1983
Birthplace: Manakin-Sabot, VA
Bats/Throws: R/R
Major League Service: 5.002
How Obtained: Selected in by the Tigers in the first round (second overall) of the June 2004 draft

Opening Day Age: 28
Residence: Lakeland, FL
Height/Weight: 6-5/225
Signed Through: 2014

RIGHTHANDED PITCHER - 35

CAREER HIGHLIGHTS

The 2011 season will mark Verlander's sixth full season at the major league level with the Tigers...marks the second year of a five-year contract he agreed to terms on with the club on February 4, 2010.

- Three-time American League all-star selection with the Tigers (2007, 2009-10).
- Earned American League Pitcher of the Month honors with the Tigers in May of 2009.
- Selected American League Player of the Week twice during his career.
- Named the American League Rookie of the Month with the Tigers in May of 2006.
- Tabbed the American League Rookie of the Year with the Tigers in 2006.
- Topped the American League with 269 strikeouts for the Tigers in 2009 to become the first Tigers pitcher to lead the league in strikeouts since Jack Morris did so in 1983 with 232 strikeouts...his total of 269 strikeouts marks the fifth-highest single-season total in Tigers history.
- His 269 strikeouts for the Tigers in 2009 led all major league pitchers and he became the fourth Tigers pitcher to lead the majors in strikeouts, joining Hal Newhouser (1944 and 1945), Virgil Trucks (1949) and Mickey Lolich (1971).
- Selected to participate in the Futures Game held prior to Major League Baseball's All-Star Game in 2005.
- Fired the first no-hitter in Comerica Park history on June 12, 2007 versus Milwaukee...sixth no-hitter in Tigers history.
- Tabbed the Tigers Opening Day starter three times in his career by Jim Leyland -- March 31, 2008 versus Kansas City, April 6, 2009 at Toronto and April 5, 2010 at Kansas City...became the first Tigers pitcher to start three consecutive Opening Days since Mike Moore also started three straight (1993-95).

SEASON HIGHLIGHTS

Selected to the American League's all-star squad for the third time in his career during the **2010** season as he tied for fourth in the league with 18 wins for the Tigers.

- Tied for third in the American League with 224.1 innings pitched, while he finished fourth with 219 strikeouts, tied for fourth with 33 games started and 8.8 strikeouts per nine innings, tied for fifth with four complete games, finished seventh with 10.71 baserunners per nine innings, eighth with 7.62 hits per nine innings, ninth with a .228 batting average against and 10th with 3.08 strikeouts per walk.
- Selected to *Baseball America's* Second-Team Major League all-star squad following the season.
- Compiled 18 wins for the Tigers to mark the fifth straight season he has posted a double-digit win total -- first Tigers pitcher to post a double-digit win total in at least five straight seasons since Frank Tanana, who also did so in five straight seasons (1985-89).
- Fanned 219 batters to mark the second consecutive season he posted 200-or-more strikeouts -- first Tigers pitcher with 200-or-more strikeouts in consecutive seasons since Jack Morris did so in 1986 and 1987.
- Tossed 224.1 innings to mark the fourth straight season he surpassed the 200.0-inning mark for the Tigers -- his streak of four straight seasons with 200.0-or-more innings pitched is the longest by a Tigers pitcher since Jack Morris did so in seven straight seasons (1982-88) and Walt Terrell did so over the final four seasons of Morris' streak (1985-88).
- Rated as possessing the best fastball and curveball in the American League by *Baseball America*.
- Earned the nod as the Tigers starter on Opening Day on April 5 at Kansas City, marking the third consecutive season he has served as Detroit's Opening Day starter -- first Tigers pitcher to start three consecutive Opening Days since Mike



2011 TIGERS

Moore also started three straight (1993-95).

- Tabbed the Tigers Pitcher of the Month for May after compiling a 4-2 record, 2.64 ERA (44.1IP/13ER) and 41 strikeouts in six starts -- tied for third in the American League with 41 strikeouts during the month, while he tied for fifth with four wins and finished seventh with a 2.64 ERA.
- Struck out a season-high 11 batters on June 16 versus Washington -- equaled the high with 11 strikeouts on both September 12 versus Baltimore and September 24 versus Minnesota...posted a double-digit strikeout total in two other starts, fanning 10 batters on both July 3 versus Seattle and September 29 at Cleveland.
- Tied for third in the American League with four wins during June.
- Finished 3-1 with a 2.88 ERA (34.1IP/11ER) and 37 strikeouts in five starts during July -- tied for second in the American League with 37 strikeouts during the month, while he tied for seventh with three wins and finished ninth with a 2.88 ERA.
- Compiled a season-high five-game winning streak August 22-September 24, posting a 1.96 ERA (55.0IP/12ER) and 57 strikeouts over the seven-start stretch.
- Tied for ninth in the American League with 38 strikeouts during August.
- Went the distance in back-to-back starts September 18 at Chicago's U.S. Cellular Field against the White Sox and September 24 versus Minnesota -- first Tigers pitcher with back-to-back complete games since Mark Redman did so May 21-27, 2002.
- Fanned 11 batters and did not issue a walk as he went the distance to earn the win on September 24 versus Minnesota -- marked the first time a Tigers pitcher picked up the win in a complete game effort as he did not allow a walk and fanned 10-or-more batters since Jack Morris accomplished the feat on August 13, 1983 versus the New York Yankees.
- Named the Tigers Pitcher of the Month for September after posting a 4-1 record, 2.54 ERA (46.0IP/13ER) and 51 strikeouts in six starts -- led the American League with 51 strikeouts during the month, while he tied for second with four wins and finished seventh with a 2.54 ERA.
- Compiled a 12-3 record and 2.31 ERA (113.0IP/29ER) in 16 starts at home -- seventh in the American League with a 2.31 ERA at home...his 12 wins at home established a Comerica Park single-season record...finished 6-6 with a 4.45 ERA (111.1IP/55ER) in 17 starts on the road.
- Posted an 11-5 record and 3.82 ERA (115.1IP/49ER) in 18 starts prior to the all-star break...finished 7-4 with a 2.89 ERA (109.0IP/35ER) in 15 starts following the all-star break.

Topped the American League with 269 strikeouts for the Tigers in **2009** as he was selected to the American League's all-star squad for the second time in his career -- first Tigers pitcher to lead the league in strikeouts since Jack Morris did so in 1983 with 232 strikeouts...his total of 269 strikeouts marks the fifth-highest single-season total in Tigers history.

- Led the American League with 35 games started, 240.0 innings pitched and 10.1 strikeouts per nine innings, while he tied for the league lead with 19 wins, finished third with 4.27 strikeouts per walk, fifth with 10.80 baserunners per nine innings, tied for fifth with three complete games, sixth with a 3.45 ERA and 8.21 hits per nine innings, tied for sixth with a .243 batting average against and eighth with a .679 winning percentage.
- Established career highs with 19 wins, 35 games started, 240.0 innings pitched and 269 strikeouts.
- Tabbed the Tiger of the Year by Detroit's chapter of the BBWAA.
- According to the Elias Sports Bureau, his 269 strikeouts marked the most by an American League pitcher since Boston's Pedro Martinez fanned 284 batters in 2000...his 269 strikeouts led all major league pitchers and he became the fourth Tigers pitcher to lead the majors in strikeouts, joining Hal Newhouser (1944 and 1945), Virgil Trucks (1949) and Mickey Lolich (1971).
- His 19 wins marked the most by a Tigers pitcher since Bill Gullickson won 20 games for the club in 1991.
- His 240.0 innings pitched marked the most by a Tigers pitcher since Jack Morris worked 249.2 innings for the Tigers in 1990 -- became the first Tigers pitcher to lead the league in innings pitched since Morris did so with 293.2 innings pitched in 1983.
- Posted seven outings with 10-or-more strikeouts during the season -- marks the most such outings by a Tigers pitcher in a single season since Jack Morris also recorded 10-or-more strikeouts in seven games during the 1986 season.
- Fanned eight-or-more batters in 20 of his starts during the season -- the 20 outings with eight-or-more strikeouts are the most by a Tigers pitcher in a single season since at least 1954.
- Became the first Tigers pitcher to top 200 strikeouts in a season since Jeremy Bonderman fanned 202 batters in 2006.
- Rated as possessing the best fastball and curveball in the American League by *Baseball America*.
- Made his second career Opening Day start on April 6 at Toronto -- became the first Tigers pitcher to start consecutive Opening Days since Jeff Weaver did so in both 2001 and 2002.
- Started the 100th game of his career on April 17 at Seattle.
- Equaled a career high with a seven-game winning streak April 27-June 10 -- compiled a 1.10 ERA (65.1IP/8ER) and



- 81 strikeouts over the nine-start stretch...according to the Elias Sports Bureau, Verlander was the first Tigers pitcher to win at least seven games with an ERA of 1.10-or-lower over a nine-start stretch since Doyle Alexander did so August 20-September 27, 1987...Alexander went 8-0 with a 0.96 ERA (75.1IP/8ER) over a nine-start stretch in 1987.
- Recorded a quality start in nine straight outings April 27-June 10, the longest such streak by a Tigers pitcher since Justin Thompson also registered a quality start in nine straight games July 26-September 5, 1997.
 - Compiled a 5-0 record, 0.85 ERA (42.1IP/4ER) and 60 strikeouts over a six-start stretch April 27-May 25 -- according to the Elias Sports Bureau, Randy Johnson was the only other active pitcher at the time to ever have a six-start stretch in which he won at least five times, had an ERA below 1.00 and struck out 60-or-more batters...Johnson accomplished the feat in four different seasons (1994, 1997, 1998 and 2000).
 - According to the Elias Sports Bureau, he became the third pitcher in Tigers history to strike out at least 60 batters over a six-start stretch as he did so April 27-May 25 -- Denny McLain accomplished the feat twice in 1968, while Mickey Lolich did so in 1969 and 1971...Lolich holds the club record with 62 strikeouts over a six-start stretch May 23-June 25, 1969.
 - Won all three of his starts April 27-May 8, fanning 31 batters as he allowed just one run in 23.0 innings pitched -- according to the Elias Sports Bureau, he became the first pitcher in Tigers history to win three straight starts while allowing only one run and fanning 30-or-more batters.
 - Fanned 10-or-more batters in three straight starts May 3-14, marking the fifth time a Tigers pitcher has done so since at least 1954 -- Mickey Lolich accomplished the feat once in 1964 and twice in 1971, while Denny McLain pulled off the feat in 1968.
 - He struck out 35 batters over the three-start stretch May 3-14 and, according to the Elias Sports Bureau, he joined Mickey Lolich as the only two pitchers in Tigers history with as many strikeouts over a three-start stretch -- Lolich fanned 38 batters over a three-start stretch July 27-August 4, 1971 and he struck out 36 batters over a three-start stretch May 23-June 9, 1969.
 - Compiled a 19.0-inning scoreless streak over a three-start stretch May 3-14.
 - Won back-to-back outings over Cleveland, May 3 at Comerica Park and May 8 at Progressive Field, posting a 0.64 ERA (14.0IP/1ER) and 20 strikeouts -- according the Elias Sports Bureau, he became the first Tigers pitcher to win back-to-back starts with at least 20 strikeouts and no more than one run allowed over the two games since Jack Morris did so in July of 1986...Morris tossed back-to-back shutouts, fanning 23 batters over the two outings.
 - Fired a two-hit shutout on May 8 at Cleveland -- marked his fourth career complete game and third career shutout.
 - Established a career high with 13 strikeouts on May 14 at Minnesota -- marked the most strikeouts by a Tigers pitcher since Jeremy Bonderman fanned 14 batters on August 23, 2004 versus the Chicago White Sox...equaled the career high with 13 strikeouts on July 29 at Texas...became the first Tigers pitcher with multiple games of 13-or-more strikeouts in a single season since Mickey Lolich posted three such games during the 1971 season.
 - Selected both the American League Pitcher of the Month and Tigers Pitcher of the Month for May -- compiled a 5-0 record, 1.52 ERA (41.1IP/7ER) and 56 strikeouts in six starts during the month...led the league with 56 strikeouts during May, while he tied for the lead with five wins, finished second with a 1.52 ERA and third with a .178 batting average against (26x146)...according to the Elias Sports Bureau, Verlander was the first major league pitcher to go undefeated in a month with as many as 56 strikeouts since Boston's Pedro Martinez did so in July of 2002...Martinez finished 5-0 with 59 strikeouts in 42.1 innings pitched for the Red Sox that month...Jack Morris is the only other Tigers pitcher to ever have a month with such numbers as he finished 6-0 with 56 strikeouts in 54.0 innings pitched in August of 1983...prior to Verlander, Steve Sparks was the last Tigers pitcher to earn American League Pitcher of the Month honors, doing so is August of 2000.
 - Went the distance to earn the win over the White Sox on June 10 at Chicago's U.S. Cellular Field -- fanned nine batters in the win to bring his season total to 106 through his first 13 starts of the season...according to the Elias Sports Bureau, he tied the franchise record for the fewest games to reach 100 strikeouts in a season, matching Mickey Lolich in 1969...Lolich fanned 103 batters in his first 13 outings (12 starts) of the 1969 season.
 - Selected the Tigers Pitcher of the Month for June after he finished 2-1 with a 2.91 ERA (34.0IP/11ER) in five starts -- sixth in the American League with 34 strikeouts during the month.
 - Fanned 11 batters and did not issue a walk on July 7 versus Kansas City -- became the first Tigers pitcher to strike out at least 10 batters and not issue a walk since Jeff Robinson fanned 10 and did not issue a walk on June 20, 1988 against the New York Yankees.
 - Posted six strikeouts on July 18 against New York at Yankee Stadium to run his season total to 155 strikeouts in his first 20 starts of the season -- according to the Elias Sports Bureau, his 155 strikeouts established a Tigers record for the most strikeouts by a pitcher in his first 20 outings of the season...eclipsed the old mark of 151 strikeouts established by Mickey Lolich in 1969.
 - Tossed his third complete game of the season on July 24 versus the Chicago White Sox -- did not allow a run as he loaded the bases with no one out in the ninth inning and according to the Elias Sports Bureau, it was the first time a



2011 TIGERS

major league starting pitcher pitched out of a bases-loaded, no-outs situation in the ninth inning-or-later without allowing a run since Seattle's Mike Moore did so in Kansas City on September 16, 1985...marked his second complete game of the season against the White Sox and he became the first Tigers pitcher with two complete games in a season against the same team since Mark Redman went the distance twice against the Indians in 2002.

- Did not issue a walk as he matched a career high with 13 strikeouts on July 29 at Texas -- became the first Tigers pitcher to fan at least 13 batters and not issue a walk in a game since Mickey Lolich did so on July 31, 1971 versus California...Lolich fanned 14 batters as he failed to walk a batter in 12.0 innings of work.
- Finished 4-2 with a 2.57 ERA (42.0IP/12ER) in six starts during July to earn Tigers Pitcher of the Month honors -- led the American League with 48 strikeouts during July, while he tied for second with four wins and finished seventh with a 2.57 ERA.
- Fanned 10 batters on August 19 versus Seattle.
- Third in the American League with 43 strikeouts during August.
- Recorded 11 strikeouts on September 24 at Cleveland.
- Compiled a 3-2 record and 3.74 ERA (43.1IP/18ER) in six starts during September -- topped the American League with 49 strikeouts during the month, while he tied for eighth with three wins.
- Limited righthanded batters to a .237 batting average (94x397) -- 10th-lowest batting average against righthanded batters in the American League...lefties hit .248 (125x505) with Verlander on the mound.
- Compiled a 10-2 record and 2.81 ERA (115.1IP/36ER) in 16 starts at home -- third in the American League with a 2.81 ERA at home...his 10 wins equaled his own Comerica Park single-season record (also won 10 games in 2007)... finished 9-7 with a 4.04 ERA (124.2IP/56ER) in 19 starts on the road.
- Posted a 10-4 record and 3.38 ERA (122.1IP/46ER) in 19 starts prior to the all-star break -- fanned 149 batters prior to the all-star break, marking the most by a Tigers pitcher prior to the all-star break since Mickey Lolich posted 156 strikeouts in 1972...finished 9-5 with a 3.52 ERA (117.2IP/46ER) in 16 starts following the all-star break.

Started a career-high 33 games during his third full season with the Tigers in **2008** -- tied for fifth in the American League with the 33 games started.

- Led the American League with 17 losses, while he finished third with 14 hit batsmen, tied for third with 87 walks and tied for fifth with 108 earned runs allowed.
- Second in the league with 106.9 pitches per game.
- Made his first career Opening Day start on March 31 versus Kansas City -- did not figure in the decision after allowing four runs in six innings of work.
- Suffered a loss in four straight starts April 27-May 14, establishing a career-long losing streak -- matched the career-long four-game losing streak twice during the season, July 26-August 11 and August 27-September 20.
- His loss on May 14 at Kansas City dropped his record to begin the season to 1-7 -- according to the Elias Sports Bureau, he became the fourth pitcher to start a season with a 1-7 record (or worse) following a season in which the pitcher was at least 12 games over the .500 mark...Verlander joined Eddie Cicotte in 1918 (28-12 in 1917), Jim Kaat in 1967 (25-13 in 1966) and Luis Tiant in 1969 (21-9 in 1968).
- Went the distance on June 11 versus the Chicago White Sox -- limited the White Sox to one run on four hits.
- Compiled a season-best six-game winning streak June 11-July 20, compiling a 2.30 ERA (54.2IP/14ER) over the eight-start stretch.
- Limited opponents to two earned runs-or-fewer in eight straight starts June 11-July 20, marking the second-longest such streak by an American League pitcher in 2008 -- Oakland's Justin Duchscherer's stretch of 11 straight starts May 24-July 20 was the only such streak longer than Verlander's...Verlander's streak was the longest by a Tigers pitcher during a single season since Dave Rozema also posted eight straight starts June 2-July 16, 1977.
- Fanned a season-high 10 batters on June 22 at San Diego -- marked the fourth time during his career he has posted 10-or-more strikeouts.
- Posted a 2-1 record and 2.73 ERA (33.0IP/10ER) in five starts during June -- fifth in the American League with a .197 batting average against (24x122) during June, while he tied for eighth with 34 strikeouts.
- Dropped eight of his 10 decisions over an 11-start stretch July 26-September 20, compiling a 6.98 ERA (59.1IP/46ER).
- Tied for the lead in the American League with four wins during July, while he tied for seventh with 35 strikeouts.
- Finished 1-3 with a 7.13 ERA (24.0IP/19ER) in five starts during September -- his 7.13 ERA marked the highest ERA he has compiled in any single month during his major league career.
- Compiled a 7-9 record and 4.15 ERA (128.0IP/59ER) in 20 starts prior to the all-star break...finished 4-8 with a 6.04 ERA (73.0IP/49ER) in 13 starts following the all-star break.

Completed his second full season at the major league level with the Tigers in **2007**, leading the club's pitching staff with 18 wins, 201.2 innings pitched and 183 strikeouts.

- Led the American League with a .750 winning percentage, while he finished fifth with a .233 batting average against



and 8.08 hits per nine innings, tied for sixth with 18 wins, eighth with 8.2 strikeouts per nine innings and 10th with 183 strikeouts.

- Selected to the American League's all-star squad, his first career selection.
- Won 18 games for the Tigers -- according to the Elias Sports Bureau, he became the sixth pitcher to win at least 17 games in the season after winning the Rookie of the Year award...joined Don Newcombe (1950), Herb Score (1956), Gary Peters (1964), Fernando Valenzuela (1982) and Dwight Gooden (1985) in accomplishing the feat.
- Became the first Tigers pitcher to post at least 17 wins in consecutive seasons since Jack Morris did so in 1986-87.
- Received 7.32 runs per nine innings, tops in the American League.
- Rated as possessing the best fastball and second-best curveball in the American League by *Baseball America*.
- Recorded a quality start in each of his first four starts of the season April 6-22 -- along with Jeremy Bonderman, it marked the first time a Tigers pitcher had done so since Steve Sparks posted a quality start in each of his first four starts April 3-19, 2002.
- Held the opposition to three earned runs-or-fewer in each of his first 10 starts April 6-May 26 -- longest such streak by a Tigers pitcher to begin the season since David Wells did so in 12 straight starts to open the 1993 season.
- Seventh in the American League with a .208 batting average against (22x106) during April, while he was 10th with a 2.79 ERA (29.0IP/9ER).
- Won four straight starts May 4-20, compiling a 2.57 ERA (28.0IP/8ER).
- Finished 4-1 with a 3.92 ERA (39.0IP/17ER) in six starts during May -- tied for second in the American League with four wins during the month.
- Did not allow a run in 17.0 innings over a three-start stretch June 6-17.
- Won four straight starts June 6-23, posting a 1.24 ERA (29.0IP/4ER).
- Fired the first no-hitter in Comerica Park history on June 12 versus Milwaukee, the sixth no-hitter in Tigers history -- fanned a career-best 12 batters in the outing...first no-hitter in club history since Jack Morris on April 7, 1984 against the Chicago White Sox at Comiskey Park and the first no-hitter thrown by a Tigers pitcher in Detroit since Virgil Trucks on May 15, 1952 versus Washington at Briggs Stadium.
- Earned American League Player of the Week honors for June 11-17, marking the second time he has garnered the award -- became just the second Tigers pitcher to capture the honor more than once, joining Jack Morris who earned the award three times with Detroit...won both of his starts during the week, compiling a 1.80 ERA (15.0IP/3ER) and fanning 18 batters.
- Fanned 11 batters on June 23 at Atlanta -- posted a third game with double-digit strikeouts on September 1 at Oakland, striking out 10 batters...first Tigers pitcher to post three games with double-digit strikeout totals in a season since both Jack Morris and Jeff Robinson did so three times during the 1988 season.
- Garnered Tigers Pitcher of the Month honors for June after compiling a 4-1 record and 2.65 ERA (34.0IP/10ER) in five starts -- led all American League pitchers with a .168 batting average against (20x119) during the month, while he tied for second with four wins, finished sixth with 40 strikeouts and 10th with a 2.65 ERA.
- Tied for 11th in the American League with 30 strikeouts during July -- posted a 2-1 record and 4.50 ERA (32.0IP/16ER) in five starts during the month.
- Compiled a 6-1 record and 3.07 ERA (44.0IP/15ER) over a seven-start stretch August 11-September 12.
- Tabbed the Tigers Pitcher of the Month for September after compiling a 4-1 record and 3.20 ERA (39.1IP/14ER) in six starts -- tied for second in the American League with four wins during the month, while he finished sixth with 37 strikeouts and tied for seventh with 39.1 innings pitched.
- Compiled a 10-3 record and 3.14 ERA (109.0IP/38ER) in 17 starts prior to the all-star break -- third in the American League with a .213 batting average against (86x403) before the break, while he tied for fourth with 10 wins and finished seventh with a 3.14 ERA...finished 8-3 with a 4.27 ERA (92.2IP/44ER) in 15 starts following the break -- tied for sixth in the league with eight wins following the break, while he tied for eighth with 86 strikeouts.
- Posted a 10-3 record and 3.74 ERA (106.0IP/44ER) in 17 starts at Comerica Park -- his 10 wins marked the most by a pitcher during a single season at Comerica Park...went 8-3 with a 3.57 ERA (95.2IP/38ER) in 15 starts on the road.
- Topped all American League pitchers with 17 wild pitches and 19 hit batsmen.

Registered 17 wins for the Tigers during his rookie campaign in **2006**, the most wins by a Tigers rookie pitcher since Mark Fidrych won 19 games in 1976...established a franchise record for rookie righthanded pitchers with 124 strikeouts.

- Named the American League Rookie of the Year by the BBWAA, becoming the fourth Tigers player to earn the honor and the first since Lou Whitaker in 1978...named the American League Rookie of the Year by *The Sporting News* and Major League Rookie of the Year by *Baseball America*...tabbed the American League Outstanding Rookie in the Players Choice Award balloting.
- Tabbed the Detroit Sports Broadcasters' Association Tigers Rookie of the Year.
- Selected to the TOPPS Rookie All-Star squad.



2011 TIGERS

- Tied for fourth in the American League with 17 wins, while he tied for seventh with a 3.63 ERA.
- Led all league rookies with 17 wins, 30 games started and 186.0 innings pitched, while he was second with 124 strikeouts.
- Second among all league pitchers with eight pick-offs.
- Rated as possessing the second-best fastball in the American League by *Baseball America*.
- Earned his first major league win on April 8 at Texas after blanking the Rangers on two hits over seven innings.
- Finished 3-2 with a 3.52 ERA (30.2IP/12ER) in five starts during April -- tied for sixth in the league with a .211 batting average against (24x114) during the month, while he tied for ninth with three wins.
- Posted a 20.0-inning scoreless streak over a three-start stretch May 17-27 -- longest such streak by a Tigers rookie pitcher since Victor Santos posted a 25.0-inning scoreless streak April 11-May 18, 2001.
- Fired a five-hit shutout on May 22 at Kansas City, becoming the first Tigers rookie to toss a shutout since Andy Van Hekken did so on September 3, 2002 versus Cleveland.
- Shared American League Player of the Week honors for May 22-28 with Tampa Bay's Carl Crawford -- won both of his starts during the week, posting a 0.56 ERA (16.0IP/1ER)...joined Tony Clark (1996) as only the second club rookie to earn the honor.
- Tabbed the American League Rookie of the Month for May after posting a 4-1 record and 1.73 ERA (36.1IP/7ER) in five starts -- tied for second in the league with four wins during the month, while he was third with a 1.73 ERA.
- Won seven straight decisions June 17-August 1, compiling a 1.93 ERA (51.1IP/11ER) over the eight-start stretch.
- Worked six-or-more innings, while limiting the opposition to one run-or-fewer, in five straight starts June 28-July 26 -- according to the Elias Sports Bureau, he was the first rookie pitcher dating back to 1973 in the American League to post such a streak...New York's Dwight Gooden was the last National League rookie pitcher to do so, accomplishing the feat in 1984.
- Led all American League pitchers with a 1.01 ERA (26.2IP/3ER) in four starts during July -- second among league pitchers with a .175 batting average against (17x97) during the month, while he tied for 10th with three wins.
- Dropped five of his final eight decisions August 11-September 24 -- posted a 5.86 ERA (50.2IP/33ER) over the nine-start stretch.
- Registered an 8-3 record and 3.31 ERA (87.0IP/32ER) in 14 starts at Comerica Park -- 10th among all league pitchers with a 3.31 ERA at home...finished 9-6 with a 3.91 ERA (99.0IP/43ER) in 16 starts on the road.
- Compiled a 10-4 record and 3.01 ERA (110.2IP/37ER) in 17 starts prior to the all-star break -- tied for fourth in the American League with 10 wins before the break, while he was fifth with a 3.01 ERA...according to the Elias Sports Bureau, he became the first Tigers rookie pitcher to reach 10 wins prior to the all-star break (dating back to the inception of the game in 1933)...finished 7-5 with a 4.54 ERA (75.1IP/38ER) in 13 starts after the all-star break.
- Made his first post-season start in Game Two of the American League Division Series against the Yankees on October 5, becoming the first Tigers rookie pitcher to start a post-season game since Ed Summers started Game Four of the 1908 World Series against the Chicago Cubs.
- Earned the win in Game Two of the American League Championship Series on October 11 at Oakland -- according to the Elias Sports Bureau, he became the first Tigers rookie pitcher to earn the win as a starter in the post-season.

In his first professional season, he saw action with Single A Lakeland and Double A Erie in **2005**.

- Combined for a 1.29 ERA (118.2IP/17ER) in his 20 starts with Lakeland and Erie -- tops among all minor league pitchers.
- Tabbed to *Baseball America's* first-team minor league all-star squad...garnered a spot on the publication's high Single A all-star squad as well.
- Selected to the Florida State League's mid-season all-star squad.
- Named the best pitching prospect and rated as possessing the best fastball, breaking pitch and control in the Florida State League by *Baseball America*.
- Earned a spot on the U.S. Team for the Futures Game held at Comerica Park prior to Major League Baseball's All-Star Game -- tossed a scoreless inning as he started for the U.S. Team.
- Won five straight decisions over a six-start stretch April 12-May 14, posting a 1.32 ERA (41.0IP/6ER).
- Fanned a season-best 12 batters in a win versus Sarasota on April 28 -- matched the high with 12 strikeouts at Daytona on May 14.
- Selected as the Florida State League Pitcher of the Week for April 25-May 1 for his efforts on April 28 versus Sarasota.
- Had his option transferred from Lakeland to Erie on June 20 -- at the time of his promotion, he was leading the Florida State League with nine wins, a 1.67 ERA and 104 strikeouts.
- Began his stint in Double A with 24.2 scoreless innings over a six-start stretch June 21-July 28 -- allowed his first run in the fourth inning at Trenton on July 28.
- Recalled by the Tigers from Erie to start the night game of a day-night doubleheader July 4 at Cleveland -- took the



loss in his major league debut after allowing four runs on seven hits in 5.1 innings.

- Optioned back to Erie following the start, only to return to start in a similar situation for Detroit on July 23 versus Minnesota -- suffered the loss in that start as well after allowing five runs on eight hits in six innings pitched.
- Returned to Erie after being optioned back by the Tigers following his start on July 23.
- Left his start after three innings on August 2 versus Altoona with tightness in his right shoulder -- shut down after an examination by Dr. Kyle Anderson in Detroit revealed minor posterior capsular inflammation in his right shoulder caused by fatigue.
- Landed on the disabled list for the remainder of the season on August 4 with the shoulder tightness.
- Named the top prospect in the Tigers organization and second-best prospect in the Florida State League following the season by *Baseball America*.
- Rated as possessing the best fastball and curveball in the Tigers organization following the season by *Baseball America*.

Did not pitch after being selected by the Tigers in the first round (second overall pick) of the June 2004 draft.

- Signed a five-year contract on October 25.
- Named the 22nd-best righthanded starting pitcher prospect in baseball following the season by *Baseball America*.
- Named the third-best prospect in the Tigers organization following the season by *Baseball America*.
- Rated as possessing the best curveball in the Tigers organization following the season by *Baseball America*.

PERSONAL/MISCELLANEOUS

Resides in Lakeland, FL during the off-season.

- Tabbed as the Colonial Athletic Association's rookie of the year as a freshman at Old Dominion University in 2002 -- finished 7-6 with a 1.90 ERA (113.2IP/24ER) and 137 strikeouts in 15 games...led the Colonial Athletic Association with a 1.90 ERA.
- Selected as a First-Team Freshman All-American by *Collegiate Baseball* and *Baseball America* in 2002.
- Named the top prospect in the Coastal Plain League by *Baseball America* during the summer of 2002 after compiling a 1-4 record, 2.68 ERA (40.1IP/12) and 54 strikeouts in seven games for Wilson.
- An All-Colonial Athletic Association selection as a sophomore at Old Dominion University in 2003 after posting a 7-6 record and 2.40 ERA (116.1IP/31ER) in 15 games -- led the Colonial Athletic Association with 139 strikeouts.
- Was a *Collegiate Baseball* pre-season All-American selection in 2003.
- Saw action with Team USA during the summer of 2003, finishing 5-1 with a 1.29 ERA to help lead the club to the silver medal at the Pan American Games -- tabbed a Second-Team Summer All-American by *Baseball America*.
- Compiled a 7-6 record and 3.49 ERA (105.2IP/41ER) in 16 games as a junior at Old Dominion University in 2004 -- earned First-Team All-Colonial Athletic Association honors, as well as being selected Old Dominion University's Alumni Association Male Athlete of the Year.
- One of 10 finalists for the Roger Clemens Award as the nation's top collegiate pitcher in 2004.
- Tied for second among all NCAA Division I pitchers in 2004 with 12.9 strikeouts per nine innings, while he finished fifth with 151 strikeouts -- established a single-season school record with 151 strikeouts.
- Pre-season All-American by *Baseball America* in 2004...rated by the publication as possessing the best fastball among all college draft-eligible prospects.
- Set Old Dominion University's and the Colonial Athletic Association's career record with 427 strikeouts.
- The Major League Baseball Players Trust contributed \$10,000 to the Michigan Humane Society and \$10,000 to Bon Secours Richmond Healthcare Foundation in recognition of him being named the 2006 American League Outstanding Rookie in the Players Choice Award balloting.
- Selected to the Coastal Plain League's All-Decade team in 2007.
- Actively participates with Tigers Dreams Come True and the Detroit Tigers Autographed Memorabilia Donation Program, served as a spokesman for the "Be a Tiger for Kids" ticket fundraising program in partnership with Cornerstone Schools Association, supported the Children's Miracle Network Nerve Re-Routing Project at "Sips for Tips" as a celebrity server and participated in the Tigers Winter Caravan.
- Recommended/signed by Bill Buck for the Tigers.

CONNECT WITH THE TIGERS VIA SOCIAL MEDIA

Keep up with the latest news and information regarding the Tigers by following the club on social media. Connect with the club on Facebook at [facebook.com/tigers](https://www.facebook.com/tigers) and following the Tigers on Twitter (@Official_Tigers). Additionally, you can follow the Tigers in Spanish on Twitter (@TigresdeDetroit).



2011 TIGERS

JUSTIN B. VERLANDER'S CAREER RECORD

Year	Club	W-L	ERA	G	GS	CG	SHO	SV	IP	H	AB	R	ER	HR	HB	BB	SO	WP	BK	AVG
2005	Lakeland	9-2	1.67	13	13	2	0	0	86.0	70	305	19	16	3	7	19	104	8	2	.230
	Erie	2-0	0.28	7	7	0	0	0	32.2	11	107	1	1	1	1	7	32	0	1	.103
	DETROIT	0-2	7.15	2	2	0	0	0	11.1	15	48	9	9	1	1	5	7	1	0	.313
2006	DETROIT	17-9	3.63	30	30	1	1	0	186.0	187	703	78	75	21	6	60	124	5	1	.266
2007	DETROIT	18-6	3.66	32	32	1	1	0	201.2	181	776	88	82	20	19	67	183	17	2	.233
2008	DETROIT	11-17	4.84	33	33	1	0	0	201.0	195	769	119	108	18	14	87	163	6	3	.254
2009	DETROIT	19-9	3.45	35	35	3	1	0	240.0	219	902	99	92	20	6	63	269	8	4	.243
2010	DETROIT	18-9	3.37	33	33	4	0	0	224.1	190	834	89	84	14	6	71	219	11	2	.228
MINOR LEAGUE TOTALS		11-2	1.29	20	20	2	0	0	118.2	81	412	20	17	4	8	26	136	8	3	.197
MAJOR LEAGUE TOTALS		83-52	3.81	165	165	10	3	0	1064.1	987	4032	482	450	94	52	353	965	48	12	.245

TRANSACTIONS

- Selected by the Tigers in the first round (second overall) of the June 2004 draft
- On disabled list, August 4-September 6, 2005 (shoulder tightness)

ALL-STAR GAME RECORD

Year	League/Site	W-L	ERA	G	GS	CG	SHO	SV	IP	H	AB	R	ER	HR	HB	BB	SO	WP	BK	AVG
2007	AL/San Francisco	0-0	9.00	1	0	0	0	0	1.0	2	5	1	1	0	0	0	0	0	0	.400
2009	AL/St. Louis - did not pitch																			
2010	AL/Los Angeles	0-0	0.00	1	0	0	0	0	1.0	2	5	0	0	0	0	0	2	0	0	.400
ALL-STAR GAME TOTALS		0-0	4.50	2	0	0	0	0	2.0	4	10	1	1	0	0	0	2	0	0	.400

DIVISION SERIES RECORD

Year	Club/Opp.	W-L	ERA	G	GS	CG	SHO	SV	IP	H	AB	R	ER	HR	HB	BB	SO	WP	BK	AVG
2006	DET vs. NYY	0-0	5.06	1	1	0	0	0	5.1	7	22	3	3	1	0	4	5	0	0	.318

LEAGUE CHAMPIONSHIP SERIES RECORD

Year	Club/Opp.	W-L	ERA	G	GS	CG	SHO	SV	IP	H	AB	R	ER	HR	HB	BB	SO	WP	BK	AVG
2006	DET vs. OAK	1-0	6.75	1	1	0	0	0	5.1	7	23	4	4	2	0	1	6	1	1	.304

WORLD SERIES RECORD

Year	Club/Opp.	W-L	ERA	G	GS	CG	SHO	SV	IP	H	AB	R	ER	HR	HB	BB	SO	WP	BK	AVG
2006	DET vs. STL	0-2	5.73	2	2	0	0	0	11.0	12	44	10	7	2	0	5	12	2	0	.273

MAJOR LEAGUE HITTING RECORD

	AVG	AB	R	H	2B	3B	HR	RBI	SH	SF	HBP	BB	SO
2010	.000	4	0	0	0	0	0	0	1	0	0	0	3
Career	.000	16	0	0	0	0	0	0	5	0	0	0	10

CAREER FIELDING

	G	TC	PO	A	E	DP	PCT
Pitcher	165	187	56	121	10	12	.947

CAREER HIGHS

- Longest Winning Streak:** 7 (twice) - last, April 27-June 10, 2009
- Longest Losing Streak:** 4 (three times) - last, August 27-September 20, 2008
- Strikeouts:** 13 (twice) - last, July 29, 2009 at Texas
- Walks:** 7 - August 16, 2006 at Boston
- Innings (starter):** 9.0 (nine times) - last, September 24, 2010 vs. Minnesota
- Low-Hit Game (CG):** 0 - June 12, 2007 vs. Milwaukee

10-OR-MORE STRIKEOUT GAMES (16)

June 12, 2007 vs. Milwaukee (12)	June 23, 2007 at Atlanta (11)	September 1, 2007 at Oakland (10)
June 22, 2008 at San Diego (10)	May 3, 2009 vs. Cleveland (11)	May 8, 2009 at Cleveland (11)
May 14, 2009 at Minnesota (13)	July 7, 2009 vs. Kansas City (11)	July 29, 2009 at Texas (13)
August 19, 2009 vs. Seattle (10)	September 24, 2009 at Cleveland (11)	June 16, 2010 vs. Washington (11)
July 3, 2010 vs. Seattle (10)	September 12, 2010 vs. Baltimore (11)	September 24, 2010 vs. Minnesota (11)
September 29, 2010 at Cleveland (10)		



BRAYAN VILLARREAL

Born: May 10, 1987
Birthplace: La Guaira, VZ
Bats/Throws: R/R
Major League Service: 0.000
How Obtained: Signed by the Tigers as a non-drafted free agent on October 25, 2005

Opening Day Age: 23
Residence: Valencia, VZ
Height/Weight: 6-0/170
Signed Through: 2011

RIGHTHANDED PITCHER - 60

SEASON HIGHLIGHTS

Second among all Tigers minor leaguers as he combined for 136 strikeouts between Single A Lakeland and Double A Erie during the **2010** season.

- Assigned to Lakeland to begin the season -- selected to the Florida State League's mid-season all-star squad.
- Went the distance on April 27 at Daytona -- tied for second in the Florida State League with one complete game.
- Finished 2-2 with a 2.70 ERA (23.1IP/7ER) and 32 strikeouts in four starts during April -- tied for the lead in the Florida State League with 32 strikeouts during the month.
- Compiled a five-game winning streak May 7-June 8.
- Tied for second in the Florida State League with four wins during May.
- Sidelined June 15-26 with a right rib cage muscle strain.
- Had his contract transferred from Lakeland to Erie on July 21.
- Posted a 1.83 ERA (19.2IP/4ER) in his first three starts with the SeaWolves July 22-August 1.
- Named the 18th-best prospect in the Tigers organization following the season by *Baseball America*.
- Saw action in 25 games with Anzoategui in the Venezuelan Winter League following the season, posting a 5-0 record, 2.32 ERA (31.0IP/8ER) and 24 strikeouts.

Spent the entire **2009** season with Single A West Michigan, splitting time between the starting rotation and bullpen.

- Finished 4-5 with a 3.55 ERA (78.2IP/31ER) in 16 starts...posted a 1-0 record and 0.73 ERA (24.2IP/2ER) in 10 relief appearances.
- Sidelined May 14-June 10 with a left oblique muscle strain.
- Compiled a 3-1 record, 2.12 ERA (34.0IP/8ER) and 36 strikeouts in six starts during July -- second in the Midwest League with 36 strikeouts during the month, while he finished 12th with a 2.12 ERA.
- Named the 18th-best prospect and rated as possessing the best slider in the Tigers organization following the season by *Baseball America*.
- Posted a 0-1 record and 4.50 ERA (4.0IP/2ER) in three outings with Anzoategui in the Venezuelan Winter League following the season.

Assigned to the Gulf Coast League Tigers in **2008** before he saw action late in the season with West Michigan.

- Tied for third in the Gulf Coast League with five losses...topped all league pitchers with 16 assists.
- Went the distance on August 1 versus the Gulf Coast League Indians to tie for the league lead with one complete game.
- Third in the Gulf Coast League with 26 strikeouts during August, while he finished fourth with a 0.81 ERA (22.1IP/2ER) in four outings (three starts).
- Had his contract transferred from the Gulf Coast League Tigers to West Michigan on August 28 -- started one game with West Michigan before his contract was transferred back to the Gulf Coast League Tigers on September 3.

Started one game with the Gulf Coast League Tigers during the **2007** season.

- Landed on the disabled list for the remainder of the season on August 15 following right shoulder surgery.

Made his professional debut with the Venezuelan Summer League Tigers in **2006**.

- Compiled a 0.75 ERA (12.0IP/1ER) over a six-outing stretch May 25-June 20.

Signed by the Tigers as a non-drafted free agent on October 25, **2005**.

PERSONAL/MISCELLANEOUS

Resides in Valencia, VZ during the off-season.

- Recommended/signed by Ramon Pena for the Tigers.



2011 TIGERS

BRAYAN RENE VILLARREAL'S CAREER RECORD

Year	Club	W-L	ERA	G	GS	CG	SHO	SV	IP	H	AB	R	ER	HR	HB	BB	SO	WP	BK	AVG
2006	VSL Tigers	0-2	3.48	14	5	0	0	0	41.1	35	150	23	16	3	5	20	23	4	0	.233
2007	GCL Tigers	0-0	6.23	1	1	0	0	0	4.1	4	17	4	3	0	0	3	5	0	0	.235
2008	GCL Tigers	1-5	3.65	11	6	1	0	0	37.0	26	132	19	15	0	5	11	37	2	2	.197
	West Michigan	0-1	16.20	1	1	0	0	0	3.1	7	16	7	6	1	1	1	0	0	0	.438
2009	West Michigan	5-5	2.87	26	16	0	0	2	103.1	85	368	40	33	5	13	34	118	6	0	.231
2010	Lakeland	7-4	3.47	16	16	1	0	0	85.2	73	314	37	33	8	6	23	90	2	0	.232
	Erie	0-4	3.71	8	8	0	0	0	43.2	37	160	21	18	6	4	16	46	4	0	.231
MINOR LEAGUE TOTALS		13-21	3.50	77	53	2	0	2	318.2	267	1157	151	124	23	34	108	319	18	2	.231

TRANSACTIONS

- Signed by the Tigers as a non-drafted free agent on October 25, 2005
- On disabled list, August 15-27, 2007 (right shoulder surgery)
- On disabled list, May 14-June 10, 2009 (left oblique muscle strain)
- On disabled list, June 15-26, 2010 (right rib cage muscle strain)



ROBBIE WEINHARDT

Born: December 8, 1985
Birthplace: Chicago, IL
Bats/Throws: R/R
Major League Service: 0.089
How Obtained: Selected by the Tigers in the 10th round of the June 2008 draft
Opening Day Age: 25
Residence: Pearland, TX
Height/Weight: 6-2/205
Signed Through: 2011

RIGHTHANDED PITCHER - 38

SEASON HIGHLIGHTS

Assigned to Triple A Toledo to begin the **2010** season before he saw his first major league action in two separate stints with the Tigers.

- Did not allow a run in 13 straight outings with the Mud Hens April 23-July 5, tossing 19.1 scoreless innings.
- Sideline May 25-June 30 with a right shoulder strain -- joined Single A Connecticut as part of an injury rehabilitation assignment June 23-30, appearing in three games.
- Had his contract purchased by the Tigers from Toledo on July 7 -- made his major league debut that night versus Baltimore, allowing a run in an inning of work.
- Established a career high with 2.2 innings of work on July 19 versus Texas.
- Earned his first major league win on July 30 at Boston as he established a career high with three strikeouts -- matched the high with three strikeouts on September 7 versus the Chicago White Sox.
- Optioned to Toledo by the Tigers on August 20 -- surrendered just an unearned run in seven innings over his five outings with the Mud Hens before he was recalled by the Tigers for the remainder of the season on September 1.
- Posted a 1.54 ERA (11.2IP/2ER) in 10 outings during September and October for the Tigers.
- Limited lefties to a .214 batting average (9x42) with the Tigers...righties hit .388 (31x80) against him.
- Named the 12th-best prospect in the Tigers organization following the season by *Baseball America*.
- Saw action in 13 games with San Juan in the Puerto Rican Winter League following the season, posting a 1-1 record, 0.59 ERA (15.1IP/1ER), eight saves and 14 strikeouts.

Compiled a 1-2 record, 1.57 ERA (63.0IP/11ER), five saves and 72 strikeouts in 42 outings as he split the **2009** season between Single A Lakeland and Double A Erie.

- Opened the season with Lakeland -- did not allow a run in his first eight outings of the season April 9-May 4, fanning 19 batters in 10.0 scoreless innings.
- Finished 1-0 with a 0.61 ERA (14.2IP/1ER), three saves and 13 strikeouts in eight appearances during June with Lakeland before he was transferred to Erie on June 29.
- Compiled a 0.93 ERA (9.2IP/1ER) and 14 strikeouts in his first seven games with Erie June 30-July 24.
- Named the 12th-best prospect in the Tigers organization following the season by *Baseball America*.
- Posted a 3.93 ERA (18.1IP/8ER) and 29 strikeouts in 11 appearances for Peoria in the Arizona Fall League following the season -- led the league with 29 strikeouts, while he finished third among all league relievers with 14.24 strikeouts per nine innings...tabbed the Arizona Fall League Pitcher of the Week for November 9-15 after recording a save and



fanning seven batters in four scoreless innings over two outings.

Assigned to the Gulf Coast League Tigers after being selected by Detroit in the 10th round of the June 2008 draft.

- Appeared in three games with the Gulf Coast League Tigers before he was transferred to Lakeland on July 2.
- Tabbed the Tigers Minor League Pitcher of the Month for July after posting a 2-0 record and two saves, while fanning 23 batters as he allowed just an unearned run in 17.2 innings pitched.
- Named the 22nd-best prospect in the Tigers organization following the season by *Baseball America*.

PERSONAL/MISCELLANEOUS

Resides in Pearland, TX during the off-season.

- Finished 4-3 with a 4.47 ERA (52.1IP/26ER) and 43 strikeouts for Athletes In Action in the Alaska League during the summer of 2005.
- An all-conference selection as a sophomore at Hill Junior College in 2006 after going 5-3 with a 3.30 ERA (62.2IP/23ER) and 74 strikeouts in 14 games (12 starts).
- Posted a 2-4 record and 4.50 ERA (40.0IP/20ER) in seven starts for Athletes In Action in the Alaska League during the summer of 2006.
- Compiled a 3-1 record, 4.39 ERA (41.0IP/20ER) and 47 strikeouts in 21 games (one start) as a junior at Oklahoma State University in 2007.
- Selected by Houston in the 38th round of the June 2007 draft out of Oklahoma State University, but he did not sign.
- Saw action in 16 games (four starts) with Mankato in the Northwoods League during the summer of 2007, compiling a 3-2 record, 1.75 ERA (46.1IP/9ER), one save and 41 strikeouts.
- Finished 6-0 with a 3.89 ERA (44.0IP/19ER), four saves and 70 strikeouts in 25 appearances as a senior at Oklahoma State University in 2008.
- Actively participates with Tigers Dreams Come True and participated in the Tigers Winter Caravan.
- Recommended/signed by Chris Wimmer for the Tigers.

ROBERT D. WEINHARDT'S CAREER RECORD

Year	Club	W-L	ERA	G	GS	CG	SHO	SV	IP	H	AB	R	ER	HR	HB	BB	SO	WP	BK	AVG
2008	GCL Tigers	0-0	0.00	3	0	0	0	0	5.2	6	23	3	0	0	0	2	4	0	0	.261
	Lakeland	3-1	2.04	21	0	0	0	4	35.1	19	117	11	8	1	2	11	44	3	0	.162
2009	Lakeland	1-1	0.85	22	0	0	0	3	31.2	24	120	5	3	2	1	10	40	2	0	.200
	Erie	0-1	2.30	20	0	0	0	2	31.1	28	120	9	8	0	4	16	32	2	0	.233
2010	Connecticut#	1-0	2.25	3	0	0	0	0	4.0	2	15	1	1	0	1	2	5	0	0	.133
	Toledo	1-1	1.57	24	0	0	0	1	34.1	26	123	7	6	0	1	7	25	0	0	.211
	DETROIT	2-2	6.14	28	0	0	0	0	29.1	40	122	23	20	2	3	8	21	1	0	.328
MINOR LEAGUE TOTALS		6-4	1.64	93	0	0	0	10	142.1	105	518	36	26	3	9	48	150	7	0	.203
MAJOR LEAGUE TOTALS		2-2	6.14	28	0	0	0	0	29.1	40	122	23	20	2	3	8	21	1	0	.328

TRANSACTIONS

- Selected by Houston in the 38th round of the June 2007 draft
- Selected by the Tigers in the 10th round of the June 2008 draft
- On disabled list, May 25-June 30, 2010 (right shoulder strain)

CAREER FIELDING

	G	TC	PO	A	E	DP	PCT
Pitcher	28	9	4	2	3	1	.667

CAREER HIGHS

Longest Winning Streak: 1 (twice) - last, September 19, 2010

Longest Losing Streak: 1 (twice) - last, September 14, 2010

Strikeouts: 3 (twice) - last, September 7, 2010 vs. Chicago White Sox

Walks: 3 - August 10, 2010 vs. Tampa Bay

Innings (relief): 2.2 - July 19, 2010 vs. Texas



2011 TIGERS



CASPER WELLS

Born: November 23, 1984
Birthplace: Grand Rapids, MI
Bats/Throws: R/R
Major League Service: 0.050
How Obtained: Selected by the Tigers in the 14th round of the June 2005 draft

Opening Day Age: 26
Residence: Schenectady, NY
Height/Weight: 6-2/210
Signed Through: 2011

OUTFIELDER - 57

SEASON HIGHLIGHTS

Assigned to Triple A Toledo to open the **2010** season before he saw his first major league action in two separate stints with the Tigers.

- Fourth in the International League with a home run once every 18.43 at-bats, while he tied for fifth with six triples.
- Topped all International League outfielders with 12 assists and six double plays.
- Belted a season-high two home runs for the Mud Hens on April 20 at Louisville.
- Recalled by the Tigers from Toledo on May 14.
- Made his major league debut on May 15 versus Boston, going hitless in four at-bats.
- Collected his first major league hit on May 19 at Oakland, a single in the third inning off Dallas Braden.
- Optioned back to Toledo by the Tigers on May 21.
- Compiled a 12-game hitting streak July 30-August 11, batting .422 (19x45) with 13 runs scored, seven doubles, two triples, four home runs and nine RBI.
- Seventh in the International League with a .354 batting average (23x65) in 18 games during August -- scored 15 runs during the month, while he collected seven doubles, three triples, five home runs and 12 RBI.
- Recalled by the Tigers from Toledo for the remainder of the season on August 23.
- Belted his first major league home run on September 2 at Minnesota, a game-tying solo shot in the ninth inning off Jesse Crain.
- Established a career high with four hits on September 14 at Texas.
- Hit .344 (21x62) with a double, triple, four home runs and 10 RBI in 22 games during September.
- Named the 19th-best prospect and rated as possessing the best outfield arm in the Tigers organization following the season by *Baseball America*.
- Saw action in nine games with Escogido in the Dominican Winter League following the season, hitting .242 (8x33) with three doubles, a triple and two RBI.

Limited to 86 games with Double A Erie during the **2009** season as he missed nearly two months of action with a left wrist sprain.

- Tied for the lead among all Eastern League outfielders with four double plays.
- Sideline April 14-June 9 with a left wrist sprain.
- Compiled a season-high 16-game hitting streak July 10-28, batting .393 (24x61) with five doubles, two triples, five home runs and 16 RBI.
- Batted .404 (21x52) over the course of a 14-game hitting streak August 20-September 2, collecting three doubles, a triple, four home runs and 11 RBI.
- Hit .287 (54x188) with 10 home runs and 30 RBI in 50 games following the all-star break...batted .220 (27x123) with five home runs and 11 RBI in 36 games prior to the all-star break.
- Named the 16th-best prospect and rated as possessing the best outfield arm in the Tigers organization following the season by *Baseball America*.
- Saw action in 21 games with Peoria in the Arizona Fall League following the season, hitting .351 (27x77) with six doubles, three triples, four home runs and 25 RBI -- third in the league with 25 RBI and a .662 slugging percentage, while he tied for fourth with three triples and finished 10th with a .351 batting average.

Split the **2008** season between Single A West Michigan and Erie, combining to hit .269 (121x449) with 90 runs scored, 25 doubles, six triples, 27 home runs, 79 RBI and 25 stolen bases in 125 games.

- Opened the season with West Michigan -- earned Midwest League mid-season all-star honors.
- Collected a season-high four hits on April 7 versus Great Lakes, while he belted two home runs -- equaled the high with



four hits on May 13 at Fort Wayne, connecting for two home runs in that game as well.

- Hit by a pitch four times on May 2 versus Quad Cities -- established a Midwest League record.
- Tied for second in the Midwest League with six home runs during May.
- Promoted to Erie from West Michigan on June 6.
- Collected four hits for the SeaWolves on July 17 at Akron, matching a season high accomplished twice with the Whitecaps -- equaled the best with four hits on July 29 at Akron and August 7 at Reading.
- Hit for the cycle on July 29 at Akron, driving in a season-high five runs -- equaled the high with five RBI on August 5 versus Harrisburg.
- Belted a season-high three home runs on August 5 versus Harrisburg.
- Tabbed the Eastern League Player of the Week for August 4-10 after hitting .414 (12x29) with 13 runs scored, two doubles, a triple, five home runs and 11 RBI in seven games.
- Selected the Eastern League Player of the Month and the Tigers Minor League Player of the Month for August after batting .345 (38x110) with 34 runs scored, 10 doubles, four triples, 10 home runs and 27 RBI in 28 games -- led the Eastern League with 86 total bases, 10 home runs and 27 RBI during the month, while he finished seventh with a .345 batting average.
- Batted .301 (56x186) against righthanded pitchers with Erie...hit .262 (22x84) against lefties in the Eastern League.
- Hit .338 (23x68) with runners in scoring position for Erie.
- Named the 13th-best prospect in the Tigers organization following the season by *Baseball America*.
- Batted .321 (25x78) with six doubles, eight home runs and 23 RBI in 23 games for Mesa in the Arizona Fall League following the season -- tied for third in the league with eight home runs, while he finished fourth with a .705 slugging percentage.

Selected to the New York-Penn League's mid-season all-star squad as he led the league with 11 triples and 38 extra-base hits for Single A Oneonta during the **2007** season.

- Third in the New-York Penn League with a .523 slugging percentage, while he tied for fifth with nine home runs.
- Joined Single A Lakeland on April 19 -- saw action in two games before being assigned to Oneonta on May 11.
- Established season highs with two home runs and five RBI on June 28 at Tri-City.
- Collected a season-best four hits on August 5 at Lowell.
- Topped the New York-Penn League with 65 total bases during August, while he tied for fourth with 23 RBI -- hit .297 (33x111) with 19 runs scored, nine doubles, seven triples and three home runs in 27 games during the month.
- Fared better against lefthanded pitchers with Oneonta, batting .333 (28x84)...hit .233 (41x176) versus righties.
- Saw action in all three of Oneonta's games during the New York-Penn League playoffs, batting .250 (3x12) with a triple and an RBI.

Saw action with both Lakeland and Oneonta during the **2006** season.

- Joined Lakeland on April 17 -- played in five games with Lakeland before he was assigned to Oneonta on May 12.
- Drove in a season-high three runs on June 27 at Vermont -- equaled the high with three RBI on July 8 at Jamestown.
- Transferred to Lakeland on July 17 -- saw action in six games before being sent back to Oneonta on July 28.
- Collected a season-best three hits on August 22 versus Lowell.
- Hit .311 (14x45) against lefthanded pitchers with Oneonta...batted .167 (10x60) versus righties.

Made his professional debut with the Gulf Coast League Tigers after being selected by Detroit in the 14th round of the June **2005** draft.

- Tied for second in the Gulf Coast League with five triples, while he was third with 19 extra-base hits...led the league with 59 strikeouts.

PERSONAL/MISCELLANEOUS

Resides in Schenectady, NY during the off-season.

- Batted .357 (20x56) with 14 runs scored, two doubles, a triple, two home runs and 11 RBI during his freshman season at Towson State University in **2003**.
- Hit .337 (65x193) with 41 runs scored, 17 doubles, seven triples, eight home runs and 38 RBI in 51 games to earn All-Colonial Athletic Association honors as a sophomore at Towson State University in **2004**.
- Selected the Colonial Athletic Association Player of the Year and an all-conference selection after hitting .362 (77x213) with 70 runs scored, 15 doubles, four triples, 18 home runs and 66 RBI in 58 games as a junior at Towson State University in **2005**.
- Actively participates with the Detroit Tigers Autographed Memorabilia Donation Program and participated in the Tigers Winter Caravan.
- Recommended/signed by Bill Buck for the Tigers.



2011 TIGERS

CASPER CHARLES WELLS' CAREER RECORD

Year	Club	AVG	G	AB	R	H	TB	2B	3B	HR	RBI	SH	SF	HB	BB	SO	SB	CS	OBP	SLG	E
2005	GCL Tigers	.220	45	141	25	31	65	9	5	5	20	0	0	8	18	59	6	0	.341	.461	3
2006	Oneonta	.229	35	105	19	24	35	8	0	1	14	1	1	3	9	27	1	1	.305	.333	1
	Lakeland	.152	11	33	4	5	9	1	0	1	4	1	0	3	4	9	1	0	.300	.273	0
2007	Oneonta	.265	67	260	46	69	136	18	11	9	47	0	4	6	18	64	8	7	.323	.523	4
	Lakeland	.500	2	2	0	1	2	1	0	0	0	0	0	0	0	1	0	0	.500	1.000	0
2008	West Michigan	.240	50	179	30	43	80	7	0	10	26	0	1	9	22	39	17	5	.351	.447	1
	Erie	.289	75	270	60	78	159	18	6	17	53	2	2	9	30	66	8	3	.376	.589	7
2009	Erie	.260	86	311	52	81	152	18	4	15	41	1	1	11	43	103	8	8	.369	.489	4
2010	Toledo	.233	103	387	56	90	187	22	6	21	46	0	0	9	34	111	7	8	.309	.483	5
	DETROIT	.323	36	93	14	30	50	6	1	4	17	0	0	0	6	19	0	1	.364	.538	0
MINOR LEAGUE TOTALS		.250	474	1688	292	422	825	102	32	79	251	5	9	58	178	479	56	32	.340	.489	25
MAJOR LEAGUE TOTALS		.323	36	93	14	30	50	6	1	4	17	0	0	0	6	19	0	1	.364	.538	0

TRANSACTIONS

- Selected by the Tigers in the 14th round of the June 2005 draft
- On disabled list, April 14-June 9, 2009 (left wrist sprain)

CAREER FIELDING

	G	TC	PO	A	E	DP	PCT
Outfield	36	39	35	4	0	0	1.000

CAREER HIGHS

Hits: 4 - September 14, 2010 at Texas
Home Runs: 1 (four times) - last, September 24, 2010 vs. Minnesota
RBI: 3 (twice) - last, September 24, 2010 vs. Minnesota
Stolen Bases: No major league stolen bases
Hitting Streak: 6 - August 28-September 3, 2010



ADAM WILK

NON-ROSTER INVITEE

Born: December 9, 1987
Birthplace: Anaheim, CA
Bats/Throws: L/L
Major League Service: 0.000
How Obtained: Selected by the Tigers in the 11th round of the June 2009 draft

Opening Day Age: 23
Residence: Buena Park, CA
Height/Weight: 6-2/181
Signed Through: 2011

LEFTHANDED PITCHER - 78

SEASON HIGHLIGHTS

Selected the Tigers Minor League Pitcher of the Year after compiling an 11-5 record and 2.74 ERA (167.1IP/51ER) in 27 games started between Single A Lakeland and Double A Erie during the 2010 season...named Lakeland's Pitcher of the Year.

- Assigned to Lakeland to begin the season -- earned Florida State League post-season all-star honors as he finished fourth in the league with a 3.01 ERA.
- Led all Florida State League starters with 1.19 walks per nine innings and 10.15 baserunners per nine innings.
- Rated as possessing the best control in the Florida State League by *Baseball America*.
- Went the distance in a loss versus Daytona on June 22 -- tied for second in the Florida State League with one complete game.
- Shared Tigers Minor League Pitcher of the Month honors in June -- finished 1-1 with a 2.23 ERA (32.1IP/8ER) in five starts during the month...finished 11th in the Florida State League with a 2.23 ERA during June.
- Tabbed the Florida State League Pitcher of the Week for August 2-8 after winning both of his starts and compiling a 0.60 ERA (15.0IP/1ER).
- Had his contract transferred from Lakeland to Erie for the remainder of the season on August 24.
- Earned Tigers Minor League Pitcher of the Month honors for August -- combined to post a 4-1 record and 1.14 ERA (39.1IP/5ER) in six starts between Lakeland and Erie during the month.
- Named the 27th-best prospect and rated as possessing the best control in the Tigers organization following the season by *Baseball America*.



Made his professional debut with Single A Oneonta after being selected by the Tigers in the 11th round of the June 2009 draft.

- Fired a four-hit shutout in the first game of a doubleheader on July 12 at Tri-City to tie for third in the New York-Penn League with one shutout.
- Tabbed the New York-Penn League Pitcher of the Week for July 20-26 after he fanned eight batters over seven shutout innings to earn the win on July 23 at Tri-City.
- Tied for eighth in the New York-Penn League with a 1.57 ERA (34.1IP/6ER) in six starts during July.
- Had his contract transferred from Oneonta to Single A West Michigan for the remainder of the season on August 1.
- Finished second the Midwest League with a 1.36 ERA (33.0IP/5ER) in six starts during August.
- Won his only start during the Midwest League playoffs, fanning eight batters in 5.2 shutout innings.

PERSONAL/MISCELLANEOUS

Resides in Buena Park, CA during the off-season.

- Finished 3-0 with a 4.70 ERA (30.2IP/16ER) in 22 games (three starts) during his freshman season at Long Beach State University in 2007.
- Saw action with Newport in the New England Collegiate League during the summer of 2007, going 3-2 with a 1.12 ERA (48.1IP/6ER) in eight games.
- Posted a 1.26 ERA (14.1IP/2ER) in 15 appearances as a sophomore at Long Beach State University in 2008.
- Earned Second-Team All-Big West Conference honors as a junior at Long Beach State University in 2009 after compiling a 7-4 record and 2.78 ERA (94.0IP/29ER) in 15 outings (13 starts).
- Recommended/signed by Phil Huttman for the Tigers.

ADAM ROBERT WILK'S CAREER RECORD

Year	Club	W-L	ERA	G	GS	CG	SHO	SV	IP	H	AB	R	ER	HR	HB	BB	SO	WP	BK	AVG
2009	Oneonta	2-0	1.45	7	7	1	1	0	37.1	23	133	7	6	0	1	5	34	0	0	.173
	West Michigan	2-1	1.49	7	7	0	0	0	36.1	30	135	7	6	2	1	2	33	1	0	.222
2010	Lakeland	9-5	3.01	24	24	1	0	0	143.2	139	556	58	48	8	4	19	100	5	0	.250
	Erie	2-0	1.14	3	3	0	0	0	23.2	10	78	3	3	1	1	5	14	0	0	.128
MINOR LEAGUE TOTALS		15-6	2.35	41	41	2	1	0	241.0	202	902	75	63	11	7	31	181	6	0	.224

TRANSACTIONS

- Selected by the Tigers in the 11th round of the June 2009 draft



BRENDAN WISE

NON-ROSTER
INVITEE

Born: January 9, 1986
Birthplace: Perth, Australia
Bats/Throws: L/R
Major League Service: 0.000
How Obtained: Selected by the Tigers in the eighth round of the June 2005 draft
Opening Day Age: 25
Residence: Wambro, Western Australia
Height/Weight: 6-2/190
Signed Through: 2011

RIGHTHANDED PITCHER - 79

CAREER HIGHLIGHTS

The 2011 season will mark Wise's seventh season with the Tigers organization.

- Participated for Australia in the World Cup in 2009.
- Pitched for Australia during the World Baseball Classic in 2009.

SEASON HIGHLIGHTS

Compiled a 6-2 record, 1.87 ERA (77.0IP/16ER) and six saves in 43 appearances between Double A Erie and Triple A Toledo during the 2010 season.

- Assigned to Erie to begin the season -- saw action in 15 games with the SeaWolves before his contract was transferred to Toledo for the remainder of the season on May 26.
- Posted a 0.95 ERA (28.1IP/3ER) over his final 15 outings of the season with Toledo July 5-September 6.
- Sidelined July 23-August 13 with right rotator cuff tendinitis.
- Saw action in 11 games with Surprise in the Arizona Fall League following the season, posting a 0-1 record and 6.57 ERA (12.1IP/9ER)...appeared in four games with Perth in the Australian Winter League following the season, tossing



2011 TIGERS

4.1 scoreless innings of relief and recording three saves.

Assigned to Erie to open the **2009** season.

- Sideline April 12-May 12 with a right shoulder strain.
- Had his contract transferred from Erie to Single A Lakeland on May 22 -- compiled a 1.74 ERA (10.1IP/2ER) in his first seven outings with Lakeland May 26-June 15.
- Had his contract transferred from Lakeland back to Erie for the remainder of the season on July 8.
- Placed on the temporarily inactive list on September 3 for the remainder of the season as he left Erie to participate in the World Cup in Europe with Australia.

Split the **2008** season between Lakeland and Erie.

- Opened the season with Lakeland -- did not allow a run in his final nine outings with Lakeland May 1-21, tossing 9.1 scoreless innings.
- Had his contract transferred from Lakeland to Erie for the remainder of the season on May 23.
- Compiled a 2.45 ERA (11.0IP/3ER) in seven appearances during June.

Assigned to Lakeland on May 17, **2007**, after he began the season in Extended Spring Training.

- Compiled a 1.01 ERA (26.2IP/3ER) in his first 22 outings of the season with Lakeland May 17-July 28.
- Had his contract transferred from Lakeland to Erie on June 7 -- saw action in two games with Erie before his contract was transferred back to Lakeland for the remainder of the season on June 12.

Spent the entire **2006** season with Single A Oneonta, splitting time between the starting rotation and bullpen.

- Finished 2-4 with a 2.64 ERA (47.2IP/14ER) in eight starts, while he went 1-2 with a 5.71 ERA (17.1IP/11ER) in eight relief outings.
- Fanned a season-high 10 batters on September 4 at Staten Island.

Made his professional debut with the Gulf Coast League Tigers after being selected by Detroit in the eighth round of the June **2005** draft.

- Tied for second in the Gulf Coast League with 10 games started, while he was fourth with 57.1 innings pitched...led the league with 13 hit batsmen, while he tied for the lead with 39 runs allowed and tied for second with six home runs allowed.
- Second among all Gulf Coast League starters with 1.26 walks per nine innings.

PERSONAL/MISCELLANEOUS

Resides in Wambro, Western Australia during the off-season.

- Attended Pratt Community College in Kansas.
- Recommended/signed by Steve Taylor for the Tigers.

BRENDAN JAMES WISE'S CAREER RECORD

Year	Club	W-L	ERA	G	GS	CG	SHO	SV	IP	H	AB	R	ER	HR	HB	BB	SO	WP	BK	AVG
2005	GCL Tigers	2-4	4.87	10	10	0	0	0	57.1	60	224	39	31	6	13	9	35	3	0	.268
2006	Oneonta	3-6	3.46	16	8	0	0	0	65.0	67	250	30	25	0	6	15	39	1	0	.268
2007	Lakeland	1-2	3.12	31	0	0	0	3	34.2	28	124	14	12	4	7	10	18	5	0	.226
	Erie	1-0	5.40	2	0	0	0	0	1.2	4	8	1	1	0	0	1	1	0	0	.500
2008	Lakeland	1-3	4.64	18	0	0	0	1	21.1	24	80	12	11	0	3	11	9	0	1	.300
	Erie	2-1	3.30	30	0	0	0	3	43.2	43	161	18	16	4	5	14	20	2	0	.267
2009	Lakeland	1-1	3.32	14	0	0	0	2	19.0	19	70	7	7	1	0	3	10	0	0	.271
	Erie	4-1	4.39	21	1	0	0	2	41.0	53	163	21	20	2	1	12	15	2	0	.325
2010	Erie	2-0	1.44	15	0	0	0	4	25.0	14	89	6	4	0	0	11	17	0	0	.157
	Toledo	4-2	2.08	28	0	0	0	2	52.0	53	190	14	12	0	3	12	23	3	0	.279
MINOR LEAGUE TOTALS		21-20	3.47	185	19	0	0	17	360.2	365	1359	162	139	17	38	98	187	16	1	.269

TRANSACTIONS

- Selected by the Tigers in the eighth round of the June 2005 draft
- On restricted list, June 24-28, 2005
- On disabled list, April 12-May 12, 2009 (right shoulder strain)
- On temporarily inactive list, September 3-8, 2009 (Participating in World Cup)
- On disabled list, July 23-August 13, 2010 (right rotator cuff tendinitis)

WORLD BASEBALL CLASSIC RECORD

Year	Club	W-L	ERA	G	GS	CG	SHO	SV	IP	H	AB	R	ER	HR	HB	BB	SO	WP	BK	AVG
2009	Australia	0-0	—	1	0	0	0	0	0.0	1	1	3	3	0	1	1	0	1	0	1.000



DANNY WORTH

Born: September 30, 1985

Birthplace: Northridge, CA

Bats/Throws: R/R

Major League Service: 0.141

How Obtained: Selected by the Tigers in the second round of the June 2007 draft

Opening Day Age: 25

Residence: Valencia, CA

Height/Weight: 6-1/185

Signed Through: 2011

SHORTSTOP - 29

SEASON HIGHLIGHTS

Assigned to Triple A Toledo to begin the **2010** season before he saw his first major league action in two separate stints with the Tigers.

- Batted .462 (12x26) over a season-high eight-game hitting streak with Toledo April 9-16 -- equaled the high with an eight-game hitting streak May 29-June 5, batting .345 (10x29).
- Had his contract purchased by the Tigers from Toledo on May 16 -- made his major league debut that afternoon versus Boston, starting at second base...recorded his first major league hit in his first at-bat, a run-scoring infield single in the second inning off John Lackey.
- Established a career high with three hits on May 19 at Oakland -- matched the high with three hits on May 23 at Dodger Stadium against Los Angeles.
- Optioned to Toledo by the Tigers on May 28 -- saw action in eight games with the Mud Hens before he was recalled by the Tigers on June 8.
- Connected for his first major league home run on July 7 versus Baltimore, a solo shot off Brad Bergesen.
- Landed on the disabled list for the remainder of the season on August 4 with a bruised left heel.
- Joined Toledo to begin an injury rehabilitation assignment on August 12 -- removed from the game after one plate appearance and his injury rehabilitation assignment was recalled on August 13.

Opened the season with Toledo before he was transferred to Double A Erie for the remainder of the season on June 15, **2009**...saw action at second base, third base and shortstop during the season.

- Collected a season-high four hits for Toledo on April 18 at Columbus.
- Batted .321 (17x53) with three doubles and 10 RBI over a 14-game stretch with Erie July 5-21.
- Drove in a season-best four runs on July 7 at Altoona.
- Hit .440 (11x25) over his final seven games of the season September 1-7.
- Fared better against lefthanded pitchers with Erie, hitting .341 (30x88)...hit .193 (38x197) with righties on the mound.

Limited to 80 games between Erie and Toledo in **2008** due to two separate stints on the disabled list.

- Belted a grand slam on April 10 for Erie versus Binghamton, driving in a season-high four runs.
- Collected a season-best five hits on April 23 at Harrisburg.
- Hit .301 (28x93) with 19 runs scored, seven doubles, a triple, two home runs and 13 RBI in 24 games during April.
- Sidelined July 8-21 with a right shoulder strain.
- Batted .412 (7x17) over a five-game stretch with Erie July 21-26 before being promoted to Toledo on July 28.
- Saw action in one game with Toledo before landing on the disabled list for the remainder of the season on July 31 with a right shoulder strain.
- Named the 27th-best prospect in the Tigers organization following the season by *Baseball America*.

Assigned to Single A Lakeland for his professional debut after being selected by the Tigers in the second round of the June **2007** draft.

- Hit .447 (17x38) over a 10-game stretch July 30-August 10, scoring seven runs and collecting four doubles, two triples, a home run and seven RBI.
- Transferred from Lakeland to Erie on August 31.
- Saw action in all four of Erie's games during the Eastern League playoffs, batting .412 (7x17) with a double and an RBI.
- Named the eighth-best prospect and best defensive infielder in the Tigers organization following the season by *Baseball America*.
- Saw action in 20 games with North Shore in the Hawaii Winter League following the season, hitting .292 (19x65) with 11 runs scored, four doubles, a triple and six RBI.



2011 TIGERS

PERSONAL/MISCELLANEOUS

He and his wife Breanne reside in Valencia, CA during the off-season.

- Earned Second-Team All-West Coast Conference honors during his freshman season at Pepperdine University in **2005** -- hit .306 (76x248) with 29 runs scored, 16 doubles, two triples, a home run and 34 RBI in 63 games.
- Saw action with Danville in the Central Illinois Collegiate League during the summer of **2005**, batting .259 (38x147) with two home runs and 23 RBI.
- Hit .310 (78x252) with 47 runs scored, 24 doubles, three home runs and 38 RBI to earn All-West Coast Conference honorable mention honors as a sophomore at Pepperdine University in **2006**.
- Played for Alexandria in the Northwoods League during the summer of **2006** -- earned league all-star honors after batting .344 (65x189) with 13 doubles, two triples, a home run, 26 RBI and 29 stolen bases in 52 games.
- An All-West Coast Conference selection as a junior at Pepperdine University in **2007**, he hit .344 (83x241) with 43 runs scored, 19 doubles, two triples, three home runs, 36 RBI and 11 stolen bases in 57 games.
- Attended "Keeping Kids in the Game" and participated in the Tigers Winter Caravan.
- Recommended/signed by Tim McWilliam for the Tigers.

DANIEL WESTON WORTH'S CAREER RECORD

Year	Club	AVG	G	AB	R	H	TB	2B	3B	HR	RBI	SH	SF	HB	BB	SO	SB	CS	OBP	SLG	E
2007	Lakeland	.251	51	171	22	43	62	9	2	2	21	1	1	1	18	39	6	0	.325	.363	8
	Erie	.429	5	14	4	6	10	2	1	0	4	0	1	0	1	1	1	0	.438	.714	1
2008	Erie	.254	79	295	44	75	114	18	3	5	33	4	2	3	32	59	8	0	.331	.386	18
	Toledo	.500	1	2	0	1	1	0	0	0	0	0	0	0	0	0	0	0	.500	.500	0
2009	Erie	.239	75	285	33	68	91	17	3	0	24	3	1	3	26	74	4	5	.308	.319	9
	Toledo	.212	41	151	9	32	38	4	1	0	4	0	0	0	11	40	3	1	.265	.252	2
2010	Toledo	.287	45	164	18	47	58	5	0	2	18	0	1	2	10	29	12	2	.333	.354	4
	DETROIT	.255	39	106	10	27	38	5	0	2	8	3	0	0	6	13	1	2	.295	.358	0
MINOR LEAGUE TOTALS		.251	297	1082	130	272	374	55	10	9	104	8	6	9	98	242	34	8	.317	.346	42
MAJOR LEAGUE TOTALS		.255	39	106	10	27	38	5	0	2	8	3	0	0	6	13	1	2	.295	.358	0

TRANSACTIONS

- Selected by the Tigers in the second round of the June 2007 draft
- On disabled list, July 8-21, 2008 (right shoulder strain)
- On disabled list, July 31-September 2, 2008 (right shoulder strain)
- On disabled list, August 4-October 6, 2010 (bruised left heel)

CAREER FIELDING

	G	TC	PO	A	E	DP	PCT
Second Base	12	45	14	31	0	9	1.000
Third Base	3	2	0	2	0	0	1.000
Shortstop	24	97	41	56	0	14	1.000

CAREER HIGHS

- Hits:** 3 (twice) - last, May 23, 2010 at Los Angeles Dodgers
- Home Runs:** 1 (twice) - last, July 25, 2010 vs. Toronto
- RBI:** 1 (eight times) - last, July 25, 2010 vs. Toronto
- Stolen Bases:** 1 - June 28, 2010 at Minnesota
- Hitting Streak:** 5 - July 4-18, 2010

TIGERS ROOKIES PILING UP THE HITS

Tigers rookies combined for 521 hits during the 2010 season, marking the second-highest hit total by club rookies in Tigers history. The following is a list of the top rookie hit totals in club history:

Year	Hits
1929	590
2010	521
1954	477
1943	444
1961	442
1921	437
1922	437

Courtesy of STATS LLC



JOEL ZUMAYA

Born: November 9, 1984
Birthplace: Chula Vista, CA
Bats/Throws: R/R
Major League Service: 5.000
How Obtained: Selected by the Tigers in the 11th round of the June 2002 draft
Opening Day Age: 26
Residence: Windermere, FL
Height/Weight: 6-3/210
Signed Through: 2011

RIGHTHANDED PITCHER - 54

CAREER HIGHLIGHTS

The 2011 season will mark Zumaya's sixth season at the major league level with the Tigers.

- Selected to participate in the Futures Game held prior to Major League Baseball's All-Star Game in 2005.

SEASON HIGHLIGHTS

Saw action in 31 games with the Tigers before being sidelined for the remainder of the season with a non-displaced fracture of his olecranon on June 29, **2010** -- marked his most appearances since he saw action in 62 games during his rookie season in 2006.

- Equaled a career high with five strikeouts on April 24 at Texas -- matched the high with five strikeouts on May 8 at Cleveland.
- Tabbed the Tigers Pitcher of the Month for April after compiling a 2-0 record, 1.23 ERA (14.2IP/2ER) and 16 strikeouts in 10 outings during the month.
- Had a screw inserted to stabilize the non-displaced fracture of the olecranon, a procedure performed by Dr. Stephen Lemos at the Detroit Medical Center on July 12.
- Compiled a 1.93 ERA (18.2IP/4ER) in 14 appearances at Comerica Park...posted a 3.20 ERA (19.2IP/7ER) in 17 outings on the road.

Limited to 29 appearances with the Tigers before undergoing season-ending surgery on August 21, **2009** -- marked his third straight season in which he missed action due to a stint on the disabled list.

- Rated as possessing the second-best fastball in the American League, along with Kansas City's Zack Greinke, by *Baseball America*.
- Sidelined March 27-April 25 with a sore right shoulder -- assigned to Single A Lakeland as part of an injury rehabilitation assignment on April 11, starting two games with the Flying Tigers before he had his injury rehabilitation assignment transferred to Triple A Toledo on April 18.
- Fired three scoreless outings with the Mud Hens before his injury rehabilitation assignment was recalled by the Tigers from Toledo on April 24 and he was reinstated from the disabled list on April 25.
- Did not issue a walk in his first nine outings of the season with the Tigers April 25-May 20, tossing 12.1 innings -- issued 13 walks over his next 10 outings May 22-June 17, a stretch of 9.2 innings pitched.
- Equaled a career high with a three-game winning streak May 2-June 8.
- Landed on the disabled list for the remainder of the season on July 18 with right shoulder soreness -- underwent surgery on August 21 to remove the non-union stress fracture of the coracoid process in his right shoulder, a procedure performed by Dr. James Andrews.
- Limited righthanded batters to a .206 batting average (13x63) with the Tigers...lefties hit .344 (21x61) against him.

Limited to 21 appearances in his third season with the Tigers in **2008** due to two separate stints on the disabled list.

- Rated as possessing the best fastball in the American League by *Baseball America*.
- Assigned to Lakeland for an injury rehab assignment on June 3 -- tossed three scoreless innings over two outings with Lakeland before having his injury rehab assignment transferred to Toledo on June 8.
- Appeared in four games with the Mud Hens before being recalled from his injury rehab assignment and reinstated from the disabled list by the Tigers on June 20.
- Compiled a 0.66 ERA (13.2IP/1ER) and 14 strikeouts over an 11-outing stretch June 27-July 25.
- Posted a 0-2 record and 7.71 ERA (7.0IP/6ER) in seven outings July 27-August 12 before being sidelined for the remainder of the season on August 13 with a sore right shoulder -- was diagnosed with a non-displaced fracture of the right coracoid in his right shoulder during an examination by Dr. Stephen Lemos on September 11.
- Limited lefthanded batters to a .161 batting average (5x31) with the Tigers...righties hit .317 (19x60) against him.



2011 TIGERS

Limited to 28 games during his second season with the Tigers in **2007** after missing more than three months following surgery on his right middle finger.

- Rated as possessing the second-best fastball in the American League by *Baseball America*.
- Compiled a 0.90 ERA (10.0IP/1ER) in seven outings April 2-18, before allowing six runs in four outings April 21-27.
- Issued a career-high four walks on April 25 at Chicago's U.S. Cellular Field against the White Sox.
- Fanned a season-high four batters in two scoreless innings of relief to earn the win on May 1 versus Baltimore.
- Sidelined May 3-August 21 with a right middle finger strain -- underwent successful surgery on May 10 to repair the ruptured tendon in his right middle finger, a procedure performed by Dr. Charles Melone in New York.
- Assigned to Toledo for an injury rehabilitation assignment on August 13 -- appeared in three games with the Mud Hens before being recalled by the Tigers from the injury rehabilitation assignment on August 21.
- Appeared in 10 games during September, compiling a 1-0 record and 3.65 ERA (12.1IP/5ER) -- opponents hit .119 (5x42) against him during the month.
- Limited righthanded opponents to a .135 batting average (10x74)...lefties batted .271 (13x48) against him.
- Compiled a 1-2 record and 3.43 ERA (21.0IP/8ER) in 16 appearances at Comerica Park...posted a 1-1 record and 5.68 ERA (12.2IP/8ER) in 12 outings on the road.
- Underwent AC joint reconstruction on his right shoulder on October 31, a procedure performed by Dr. Heinz Hoenecke and Dr. Jan Fronck at the Scripps Clinic in San Diego, CA.

Worked out of the bullpen for the first time in his career as a rookie with the Tigers in **2006**, appearing in 62 games -- fifth-most by a rookie pitcher in franchise history during a single season.

- Third among all American League relievers with 97 strikeouts, while he finished fourth with a .187 batting average against and 6.05 hits per nine innings, sixth with 10.48 strikeouts per nine innings and seventh with a 1.94 ERA.
- Second among league rookies with 62 appearances, while he was sixth with 97 strikeouts.
- Fanned 97 batters in relief, the most ever by a rookie reliever in Tigers history -- his 97 strikeouts were the most by a club reliever since Guillermo Hernandez fanned 112 batters during the 1984 season.
- Rated as possessing the best fastball in the American League by *Baseball America*.
- Made his major league debut on April 3 at Kansas City, fanning three batters in two innings of work.
- Earned his first major league win on May 3 versus the Los Angeles Angels of Anaheim, retiring the only two batters he faced.
- Established a career high with a three-game winning streak May 3-25 -- matched the high with a second three-game winning streak June 24-August 5.
- Posted a 15.0-inning scoreless streak over 10 outings May 23-June 14.
- Compiled a 1.40 ERA (64.1IP/10ER) over his final 46 outings of the season May 23-October 1.
- Registered his first major league save on July 11 at Toronto, fanning four batters in three scoreless innings.
- Fanned a career-best five batters on June 14 versus Tampa Bay.
- Registered a 1.17 ERA (15.1IP/2ER) in 14 outings during June.
- Surrendered two runs over a 16-outing stretch July 20-September 3, recording a 0.74 ERA (24.1IP/2ER).
- Appeared in 10 games during August, posting a 1.29 ERA (14.0IP/2ER).
- Finished with a 1.88 ERA (14.1IP/3ER) in nine appearances during September.
- Appeared in 29 games at Comerica Park, registering a 4-2 record and 2.36 ERA (42.0IP/11ER)...finished 2-1 with a 1.52 ERA (41.1IP/7ER) in 33 outings on the road.

Second among all minor league pitchers with 199 strikeouts combined between Double A Erie and Toledo in **2005**... second among all minor league starters with a .189 batting average against, while he was third with 11.83 strikeouts per nine innings pitched.

- Tabbed to *Baseball America's* second-team minor league all-star squad.
- Selected to the Eastern League's post-season all-star team for his efforts at Erie -- led all league starters with a .187 batting average against and 11.99 strikeouts per nine innings, while he was fifth with 10.48 baserunners per nine innings...tied for the league lead with four balks.
- Named the best pitching prospect and rated as possessing the best fastball in the Eastern League by *Baseball America*.
- Earned a spot on the U.S. Team for the Futures Game held at Comerica Park prior to Major League Baseball's All-Star Game -- tossed a scoreless inning in relief.
- Compiled a 2-3 record and 5.66 ERA (35.0IP/22ER) in his first seven starts of the season for Erie April 8-May 10, before posting a 6-0 record and 1.37 ERA (72.1IP/11ER) over his final 11 starts for the SeaWolves May 15-July 7.
- Earned the win at Akron on May 26 after fanning 14 batters in 7.2 innings to garner Eastern League Pitcher of the Week honors for May 23-29.
- Won his final six decisions for the SeaWolves May 26-July 7, posting a 1.21 ERA (59.1IP/8ER) and 77 strikeouts



over the nine-start stretch.

- Fanned a season-best 15 batters in a win over Harrisburg on June 5.
- Garnered Tigers Minor League Pitcher of the Month honors for June after posting a 3-0 record and 0.78 ERA (34.2IP/3ER) in five starts -- fanned 43 batters during the month, while limiting the opposition to a .172 batting average (21x122).
- Promoted to Toledo on July 17 -- after allowing six runs in 3.1 innings that evening versus Buffalo, he posted a 1.55 ERA (40.2IP/7ER) over his final seven starts with the Mud Hens July 23-September 3.
- Made one start for Toledo during the International League playoffs, taking the loss after allowing six runs in two innings.
- Named the second-best prospect in the Tigers organization and 10th-best prospect in the Eastern League following the season by *Baseball America*.
- Rated as possessing the best changeup in the Tigers organization following the season by *Baseball America*.

Spent the majority of the **2004** season with Lakeland, before earning a promotion to Erie late in the campaign.

- Compiled a 3-1 record and 2.68 ERA (47.0IP/14ER) over a seven-start stretch May 10-June 16.
- Tabbed the Florida State League Pitcher of the Week for June 7-13 after fanning a season-best 11 batters in a shutout at Jupiter on June 8.
- Sidelined June 24-July 8 with back muscle spasms.
- In four starts during July, he went 1-2 with a 2.42 ERA (22.1IP/6ER) -- fanned 17 batters during the month, while limiting opposition to a .208 batting average (16x77).
- Promoted to Erie on August 13 -- equaled a season best with 11 strikeouts that evening in a win over Akron.
- Finished the season on the disabled list at Erie with shoulder spasms.
- Named the fourth-best prospect in the Tigers organization following the season by *Baseball America*.

Earned Midwest League mid-season all-star honors with Single A West Michigan during the **2003** season.

- Topped all league starters with 12.55 strikeouts per nine innings, while he finished fourth with a .209 batting average against.
- Led all league pitchers with 42 strikeouts during April, finishing 2-1 with a 2.16 ERA (25.0IP/6ER) in five starts.
- Fanned a season-best 14 batters in a no-decision on May 5 versus Beloit, tying him for the most strikeouts in a single outing by a league pitcher.
- Won five straight starts June 13-July 8, posting a 1.27 ERA (28.1IP/4ER) and 39 strikeouts.
- Tied for fourth in the league with 32 strikeouts during June -- compiled a 3-2 record and 2.22 ERA (28.1IP/7ER) in five starts during the month.
- Sidelined with back spasms July 26-August 25.
- Named the third-best prospect in the Tigers organization and sixth-best prospect in the Midwest League following the season by *Baseball America*.
- Rated as possessing the best fastball in the Tigers organization following the season by *Baseball America*.

Made his professional debut with the Gulf Coast League Tigers after being selected by Detroit in the 11th round of the June **2002** draft.

- Sixth among all short-season league starters with a .163 batting average against and 11th with 11.09 strikeouts per nine innings.
- Tied for second on the Gulf Coast League Tigers staff with 46 strikeouts.
- Began his professional career with an 18.0-inning scoreless streak July 8-30 before allowing two runs to the Gulf Coast League Phillies in the first inning on August 6.
- Named the 15th-best prospect in the Gulf Coast League following the season by *Baseball America*.
- Rated as the fifth-best late-round pick in the draft by *Baseball America*.

PERSONAL/MISCELLANEOUS

He, his wife Rachel and Marley Jacob (8/10/09) reside in Windermere, FL during the off-season.

- His brother Richard signed with the Tigers organization after being selected by the club in the 43rd round of the **2007** Major League Baseball First-Year Player Draft.
- Actively participates in the Detroit Tigers Autographed Memorabilia Donation Program, sponsored several Hispanic youths during the annual Fiesta Tigres! game and participated in the Tigers Winter Caravan.
- Recommended/signed by Rob Wilfong for the Tigers.



2011 TIGERS

JOEL MARTIN ZUMAYA'S CAREER RECORD

Year	Club	W-L	ERA	G	GS	CG	SHO	SV	IP	H	AB	R	ER	HR	HB	BB	SO	WP	BK	AVG
2002	GCL Tigers	2-1	1.93	9	8	0	0	0	37.1	21	129	9	8	2	1	11	46	3	0	.163
2003	West Michigan	7-5	2.79	19	19	0	0	0	90.1	69	330	35	28	3	3	38	126	4	0	.209
2004	Lakeland	7-7	4.36	20	20	1	1	0	115.2	90	412	60	56	10	9	58	108	7	1	.218
	Erie	2-2	6.30	4	4	0	0	0	20.0	19	80	20	14	6	2	10	29	0	0	.238
2005	Erie	8-3	2.77	18	18	0	0	0	107.1	71	379	40	33	8	2	52	143	4	4	.187
	Toledo	1-2	2.66	8	8	1	0	0	44.0	30	155	13	13	2	5	24	56	2	0	.194
2006	DETROIT	6-3	1.94	62	0	0	0	1	83.1	56	300	20	18	6	2	42	97	4	0	.187
2007	Toledo#	0-0	6.75	3	0	0	0	0	2.2	3	11	2	2	0	0	2	2	0	0	.273
	DETROIT	2-3	4.28	28	0	0	0	1	33.2	23	122	16	16	3	1	17	27	3	0	.189
2008	Lakeland#	0-0	0.00	2	0	0	0	0	3.0	1	10	0	0	0	0	1	2	0	0	.100
	Toledo#	0-0	2.25	4	0	0	0	0	4.0	5	18	3	1	0	0	2	4	0	0	.278
	DETROIT	0-2	3.47	21	0	0	0	1	23.1	24	91	13	9	3	0	22	22	6	0	.264
2009	Lakeland#	0-1	11.57	2	2	0	0	0	2.1	3	10	5	3	1	0	5	4	1	0	.300
	Toledo#	0-0	0.00	3	0	0	0	0	4.0	3	15	0	0	0	0	0	5	0	0	.200
	DETROIT	3-3	4.94	29	0	0	0	1	31.0	34	124	18	17	5	1	22	30	1	0	.274
2010	DETROIT	2-1	2.58	31	0	0	0	1	38.1	32	140	13	11	1	0	11	34	2	0	.229
MINOR LEAGUE TOTALS		27-21	3.30	92	79	2	1	0	430.2	315	1549	187	158	32	22	203	525	21	5	.203
MAJOR LEAGUE TOTALS		13-12	3.05	171	0	0	0	5	209.2	169	777	80	71	18	4	114	210	16	0	.218

TRANSACTIONS

- Selected by the Tigers in the 11th round of the June 2002 draft
- On disabled list, July 26-August 25, 2003 (back spasms)
- On disabled list, June 24-July 8, 2004 (back muscle spasms)
- On disabled list, September 5-October 3, 2004 (shoulder spasms)
- On temporarily inactive list, September 13-16, 2005
- On disabled list, May 3-August 21, 2007 (right middle finger strain)
- On disabled list, March 30-June 20, 2008 (right shoulder surgery recovery)
- On disabled list, August 13-October 31, 2008 (sore right shoulder)
- On disabled list, March 27-April 25, 2009 (sore right shoulder)
- On disabled list, July 18-November 6, 2009 (right shoulder soreness)
- On disabled list, June 29-November 2, 2010 (non-displaced fracture of the olecranon)

DIVISION SERIES RECORD

Year	Club/Opp.	W-L	ERA	G	GS	CG	SHO	SV	IP	H	AB	R	ER	HR	HB	BB	SO	WP	BK	AVG
2006	DET vs. NYY	0-0	0.00	2	0	0	0	0	2.0	0	6	0	0	0	0	0	3	0	0	.000

LEAGUE CHAMPIONSHIP SERIES RECORD

Year	Club/Opp.	W-L	ERA	G	GS	CG	SHO	SV	IP	H	AB	R	ER	HR	HB	BB	SO	WP	BK	AVG
2006	DET vs. OAK	0-0	9.00	1	0	0	0	0	1.0	1	4	1	1	0	0	0	0	0	0	.250

WORLD SERIES RECORD

Year	Club/Opp.	W-L	ERA	G	GS	CG	SHO	SV	IP	H	AB	R	ER	HR	HB	BB	SO	WP	BK	AVG
2006	DET vs. STL	0-1	3.00	3	0	0	0	0	3.0	1	11	3	1	0	0	3	3	1	0	.091

CAREER FIELDING

	G	TC	PO	A	E	DP	PCT
Pitcher	171	23	7	14	2	1	.913

CAREER HIGHS

- Longest Winning Streak:** 3 (three times) - last, May 2-June 8, 2009
- Longest Losing Streak:** 3 - June 11-July 17, 2009
- Strikeouts:** 5 (three times) - last, May 8, 2010 at Cleveland
- Walks:** 4 - April 25, 2007 at Chicago White Sox
- Innings (relief):** 3.0 - June 11, 2006 at Toronto



FIRST-YEAR PLAYER DRAFT (20)

PLAYER	YEAR DRAFTED	ROUND
Alex Avila	2008	Fifth
Duane Below	2006	19th
Brennan Boesch	2006	Third
Charlie Furbush	2007	Fourth
Brandon Inge	1998	Second
Cale Iorg	2007	Sixth
Andy Oliver	2009	Second
Ryan Perry	2008	First (21st overall)
Rick Porcello	2007	First (27th overall)
Ryan Raburn	2001	Fifth
Will Rhymes	2005	27th
Scott Sizemore	2006	Fifth
Ryan Strieby	2006	Fourth
Clete Thomas	2005	Sixth
Jacob Turner	2009	First (ninth overall)
Justin Verlander	2004	First (second overall)
Robbie Weinhardt	2008	10th
Casper Wells	2005	14th
Danny Worth	2007	Second
Joel Zumaya	2002	11th

SIGNED AS A MAJOR LEAGUE FREE AGENT (7)

PLAYER	PREVIOUS ORGANIZATION	DATE SIGNED
Alberto Alburquerque	Colorado	November 19, 2010
Joaquin Benoit	Tampa Bay	November 19, 2010
Victor Martinez	Boston	November 29, 2010
Magglio Ordonez	Chicago (AL)	February 7, 2005
Brad Penny	St. Louis	January 19, 2011
Brad Thomas	Hanwha (Korean Baseball League)	December 7, 2009
Jose Valverde	Houston	January 26, 2010

SIGNED AS A MINOR LEAGUE FREE AGENT (2)

PLAYER	PREVIOUS ORGANIZATION	DATE SIGNED
Don Kelly	Arizona	January 14, 2009
Ramon Santiago	Seattle	December 12, 2005

SIGNED AS A NON-DRAFTED FREE AGENT (4)

PLAYER	COUNTRY	DATE SIGNED
Audy Ciriaco	Dominican Republic	February 16, 2005
Lester Oliveros	Venezuela	October 25, 2005
Jose Ortega	Venezuela	July 3, 2006
Brayan Villarreal	Venezuela	October 25, 2005

ACQUIRED BY TRADE (7)

PLAYER	ACQUIRED FROM	DATE ACQUIRED	ACQUIRED FOR
Miguel Cabrera	Florida	December 5, 2007	Burke Badenhop, Eulogio De La Cruz, Cameron Maybin, Andrew Miller, Mike Rabelo, Dallas Trahern
Phil Coke	New York (AL)	December 9, 2009	Curtis Granderson
Carlos Guillen	Seattle	January 8, 2004	Juan Gonzalez, Ramon Santiago
Austin Jackson	New York (AL)	December 9, 2009	Curtis Granderson
Jhonny Peralta	Cleveland	July 28, 2010	Giovanni Soto
Max Scherzer	Arizona	December 9, 2009	Edwin Jackson, Ian Kennedy
Daniel Schlereth	Arizona	December 9, 2009	Edwin Jackson, Ian Kennedy

2011 TIGERS



**ALL 30
TEAMS
INCLUDING
THE ONE THAT
REALLY MATTERS**



TM

OUR NATIONAL PASTIME ALL THE TIME[®]

Visit MLBNetwork.com to find your channel number.

© 2011 THE MLB NETWORK, LLC. ALL RIGHTS RESERVED.

2010 REVIEW



2010 TIGERS HIGHS AND LOWS



GENERAL (Nine inning games unless otherwise noted)

Longest winning streak - overall	7 (6/11-18)
Longest winning streak - home	9 (6/2-18)
Longest winning streak - road	3 three times (last, 9/17-19)
Most consecutive losses - overall	7 (7/11-20)
Most consecutive losses - home	4 (8/4-7)
Most consecutive losses - road	10 (6/29-7/29)
Longest game, time (nine inn.)	3:49 (7/30 @BOS)
Longest game, time (extra inn.)	4:53 (7/19 vs. TEX, 14 inn.)
Longest game, innings	14 (7/19 vs. TEX)
Shortest game, time	1:44 (6/2 vs. CLE)
Best homestand, percentage	.889 (8-1, 6/11-20)
Worst homestand, percentage	.300 (3-7, 8/3-11)
Best road trip, percentage	.667 (2-1, 4/5-8)
Worst road trip, percentage	.000 (0-4, 7/16-18)
Most runners left on base, game	18 (4/11 vs. CLE)
Most errors, game	4 twice (last, 6/3 vs. CLE)
Most DP turned, game	4 twice (last, 10/1 @BAL)
Most DP turned, opponent	3 four times (last, 7/22 vs. TOR)
Largest margin of victory	9 (9/24 vs. MIN)
Largest margin of defeat	12 (6/9 @CWS)
Biggest comeback to win	6 (4/11 vs. CLE)
Biggest lead lost in a loss	4 (7/31 @BOS)
Highest attendance, home	45,010 (4/9 vs. CLE)
Highest attendance, road	48,143 (8/19 @NYY)

TEAM BATTING

Most runs, game	13 (8/15 @CWS)
Most runs, game - both clubs	21 three times (last, 9/25 vs. MIN, 13 inn.)
Most runs, inning	8 (4/30 vs. LAA, 4th)
Most hits, game	21 (9/25 vs. MIN, 13 inn.)
Most hits, inning	6 three times (last, 8/23 vs. KC, 6th)
Most consecutive hits, inning	5 five times (last, 9/21 vs. KC, 9th)
Fewest hits, nine-inning game	0 (7/26 @TB*)
Most extra-base hits, game	10 (6/3 vs. CLE)
Most singles, game	18 (9/25 vs. MIN, 13 inn.)
Most doubles, game	7 (4/22 @LAA)
Most triples, game	2 three times (last, 8/27 @TOR, 11 inn.)
Most home runs, game	5 (9/2 @MIN, 13 inn.)
Most home runs, inning	3 twice (last, 9/25 vs. MIN, 4th)
Most home runs - both clubs	6 three times (last, 9/25 vs. MIN, 13 inn.)
Most consecutive games, home run	8 (8/11-19)
Most consec. games, no home run	5 (7/11-18)
Most walks, game	10 (8/23 vs. KC)
Most strikeouts, game	15 three times (last, 8/28 @TOR)
Fewest strikeouts, game	1 (8/3 vs. CWS)
Most stolen bases, game	3 twice (last, 6/27 @ATL)
Most caught stealing, game	2 twice (last, 7/30 @BOS)

TEAM PITCHING

Fewest runs, game	0 five times (last, 8/20 vs. CLE*)
Most runs, game	15 (6/9 @CWS)
Most runs, inning	9 (8/19 @NYY, 6th)
Fewest hits, game	1 (6/2 vs. CLE)
Most hits, game	19 (7/19 vs. TEX, 14 inn.)
Most hits, inning	8 (6/9 @CWS, 4th)
Fewest walks, game	0 11 times (last, 10/1 @BAL*)
Most walks, game	12 (5/15 vs. BOS, 12 inn.)
Most strikeouts, game	17 (5/30 vs. OAK)
Most home runs, game	4 (5/14 vs. BOS)
Most hit by pitch, game	2 13 times (last, 10/1 @BAL)
Most wild pitches, game	3 (8/7 vs. LAA)
Longest scoreless streak	14.0 (4/28-29)

INDIVIDUAL BATTING

Most at-bats, game	7 six times (last, three players, 9/25 vs. MIN, 13 inn.)
Most runs, game	3 14 times (last, Avila, 9/25 vs. MIN, 13 inn.)
Most hits, game	5 (Jackson, 4/30 vs. LAA)
Most consecutive hits	6 (Jackson, 4/30-5/1)
Most doubles, game	3 (Jackson, 6/3 vs. CLE)
Most triples, game	1 32 times (last, Rhymes, 10/1 @BAL)
Most home runs, game	3 (Cabrera, 5/28 vs. OAK*)
Most total bases, game	12 (Cabrera, 5/28 vs. OAK)
Most RBI, game	5 (Ordonez, 6/3 vs. CLE)
Most walks, game	4 (Boesch, 7/5 vs. BAL)
Most strikeouts, game	4 four times (last, Raburn, 9/18 @CWS)
Most stolen bases, game	2 three times (last, Boesch, 9/12 vs. BAL)
Most hit by pitch, game	2 (Boesch, 8/11 vs. TB)
Longest batting streak	20 (Cabrera, 6/19-7/16)

INDIVIDUAL PITCHING

Longest winning streak	5 three times (Coke, 4/11-6/18; Porcello, 8/24-9/26; Verlander, 8/22-9/24)
Longest losing streak	6 (Porcello, 5/29-8/3)
Most innings pitched, starter	9.0 five times (last, Verlander, 9/24 vs. MIN)
Most innings pitched, reliever	4.0 (Bonine, 6/9 @CWS)
Fewest innings pitched, starter	1.2 twice (last, Coke, 10/3 @BAL)
Fewest hits, complete game	1 (Galarraga, 6/2 vs. CLE)
Fewest runs, complete game	0 (Galarraga, 6/2 vs. CLE)
Most runs, game	10 twice (last, Scherzer, 5/3 @MIN)
Most walks, game	7 (Willis, 5/15 vs. BOS, 12 inn.)
Most strikeouts, game (starter)	14 (Scherzer, 5/30 vs. OAK)
Most strikeouts, game (relief)	5 three times (last, Zumaya, 5/8 @CLE)
Most home runs, game	3 four times (last, Galarraga, 9/27 @CLE)
Most hit by pitch, game	2 six times (last, Bonderman, 10/1 @BAL)
Most wild pitches, game	2 five times (last, Verlander, 9/29 @CLE)
Most consec. scoreless innings	25.1 (Valverde, 4/8-6/12)

*Ties club record; #Sets club record

2010 TIGERS STARTERS AND RELIEVERS

	W-L	ERA	IP	H	R	ER	BB-I	SO
Starters	53-59	4.46	975.2	986	519	484	338-7	728
Relievers	28-22	3.96	468.2	459	224	206	199-22	328

2010 TIGERS BULLPEN BREAKDOWNS

	First Batter Retired/Faced	Pct.	RI/Scored	Pct.	Saves/Opps.	Pct.
Bonderman	1/1	1.000	2/0	.000	0/0	—
Bonine	25/46	.543	28/17	.607	0/0	—
Coke	52/73	.712	40/13	.325	2/4	.500
Fien	2/2	1.000	1/1	1.000	0/0	—
Figaro	5/7	.714	5/4	.800	0/0	—
Galarraga	1/1	1.000	2/0	.000	0/0	—
Gonzalez	8/18	.444	14/5	.357	0/0	—
Ni	14/22	.636	17/7	.412	0/0	—
Perry	39/60	.650	35/7	.200	2/5	.400
Sborz	0/1	.000	2/2	1.000	0/0	—
Schlereth	13/18	.722	12/3	.250	1/2	.500
Thomas	30/47	.638	35/17	.486	0/0	—
Valverde	38/60	.633	9/2	.222	26/29	.897
Weinhardt	16/28	.571	22/10	.455	0/2	.000
Willis	0/1	.000	0/0	—	0/0	—
Zumaya	27/31	.871	26/6	.231	1/3	.333
TEAM TOTALS	271/416	.651	250/94	.376	32/45	.711

2010 REVIEW



2010 TIGERS DAY-BY-DAY RESULTS

Date	GM	Opp	W/L	Score	Rec.	Pos.	+/-	Winner	Loser	Atten.	Home Atten.
4/5	1	@KC	W	8-4	1-0	T1	—	Zumaya	Tejada	40,052	
4/6		OFF DAY				T1					
4/7	2	@KC	L	3-2 (11)	1-1	T2	-0.5	Farnsworth	Valverde	10,574	
4/8	3	@KC	W	7-3	2-1	T2	-0.5	Bonine	Mendoza	10,909	
4/9	4	CLE	W	5-2	3-1	2	-0.5	Porcello	Huff	*45,010	45,010
4/10	5	CLE	W	4-2	4-1	2	-0.5	Bonderman	Talbot	35,332	80,342
4/11	6	CLE	W	9-8	5-1	1	+0.5	Coke	Perez	26,081	106,423
4/12	7	KC	L	10-5	5-2	2	-0.5	Hochevar	Scherzer	17,058	123,481
4/13	8	KC	W	6-5	6-2	T1	—	Zumaya	Hughes	18,414	141,895
4/14	9	KC	L	7-3	6-3	T1	—	Davies	Perry	19,262	161,157
4/15		OFF DAY				2	-0.5				
4/16	10	@SEA	L	11-3	6-4	2	-1.5	Hernandez	Bonderman	39,999	
4/17	11	@SEA	L	4-2	6-5	2	-2.5	League	Verlander	31,647	
4/18	12	@SEA	W	4-2	7-5	2	-1.5	Scherzer	Snell	30,419	
4/19	13	@LAA	L	2-0	7-6	2	-2.0	Pineiro	Willis	36,006	
4/20	14	@LAA	L	6-5	7-7	2	-3.0	Kazmir	Porcello	35,266	
4/21	15	@LAA	W	4-3	8-7	2	-3.0	Coke	Fuentes	35,279	
4/22	16	@LAA	W	5-4	9-7	2	-2.0	Verlander	Saunders	37,338	
4/23	17	@TEX	L	5-4	9-8	2	-3.0	Feliz	Ni	26,445	
4/24	18	@TEX	W	8-4	10-8	2	-3.0	Bonine	Feldman	45,752	
4/25	19	@TEX	L	8-4	10-9	2	-3.0	Lewis	Porcello	31,211	
4/26	20	@TEX	W	8-6	11-9	2	-2.5	Coke	Feliz	16,381	
4/27	21	MIN	L	2-0	11-10	2	-3.5	Liriano	Verlander	22,008	183,165
4/28	22	MIN	W	11-6	12-10	2	-2.5	Thomas	Mahay	19,900	203,065
4/29	23	MIN	W	3-0	13-10	2	-1.5	Willis	PAVANO	25,595	228,660
4/30	24	LAA	W	10-6	14-10	2	-1.5	Porcello	Pineiro	31,725	260,385

APRIL TOTALS: 14-10, .282 BA, 4.30 ERA

5/1	25	LAA	W	3-2	15-10	2	-0.5	Perry	Shields	31,042	291,427
5/2	26	LAA	W	5-1	16-10	2	-0.5	Verlander	Weaver	25,603	317,030
5/3	27	@MIN	L	10-4	16-11	2	-1.5	Baker	Scherzer	38,728	
5/4	28	@MIN	L	4-3	16-12	2	-2.5	BLACKBURN	Perry	39,020	
5/5	29	@MIN	L	5-4	16-13	2	-3.5	Slowey	Porcello	39,037	
5/6		OFF DAY				2	-3.0				
5/7		@CLE	ppd., rain			2	-3.0				
5/8	30	@CLE	W	6-4	17-13	2	-2.5	Verlander	Wood	18,428	
5/9	31	@CLE	L	7-4	17-14	2	-3.5	Talbot	Scherzer	16,980	
5/10	32	NYN	W	5-4	18-14	2	-3.0	Bonine	Mitre	34,365	351,395
5/11		NYN	ppd., rain			2	-2.5				
5/12	33	NYN	W	2-0	19-14	2	-2.5	Porcello	Vazquez	27,376	378,771
	34	NYN	L	8-0	19-15	2	-3.0	Hughes	Bonderman	28,514	407,285
5/13	35	NYN	W	6-0	20-15	2	-2.5	Verlander	Sabathia	31,130	438,415
5/14	36	BOS	L	7-2	20-16	2	-2.5	Buchholz	Scherzer	31,732	470,147
5/15	37	BOS	W	7-6 (12)	21-16	2	-1.5	Valverde	Delcarmen	*40,742	510,889
5/16	38	BOS	W	5-1	22-16	2	-1.5	Galarraga	Lackey	35,454	546,343
5/17		CWS	ppd., rain			2	-2.0				
5/18	39	CWS	L	6-2	22-17	2	-2.0	Garcia	Porcello	28,155	574,498
5/19	40	@OAK	W	5-1	23-17	2	-1.0	VERLANDER	Braden	19,284	
5/20	41	@OAK	W	5-2	24-17	T1	—	Bonderman	Ross	24,146	
5/21	42	@LAD	L	4-1	24-18	2	-1.0	Billingsley	Willis	44,282	
5/22	43	@LAD	L	6-4	24-19	2	-2.0	Ely	Galarraga	45,117	
5/23	44	@LAD	W	6-2	25-19	2	-1.0	Porcello	Kuroda	46,053	
5/24		OFF DAY				2	-1.0				
5/25	45	@SEA	L	5-3	25-20	2	-1.5	Kelley	Verlander	20,920	
5/26	46	@SEA	L	5-4	25-21	2	-1.0	League	Perry	22,422	
5/27		OFF DAY				2	-1.5				
5/28	47	OAK	L	5-4	25-22	2	-2.5	Ziegler	Perry	*40,210	614,708
5/29	48	OAK	L	6-0	25-23	2	-3.5	Anderson	Porcello	39,750	654,458
5/30	49	OAK	W	10-2	26-23	2	-3.5	Scherzer	Braden	32,510	686,968
5/31	50	OAK	L	4-1	26-24	2	-4.5	Cahill	Verlander	23,641	710,609

MAY TOTALS: 12-14, .255 BA, 3.96 ERA

6/1	51	CLE	L	3-2	26-25	2	-4.5	Westbrook	Bonderman	19,446	730,055
6/2	52	CLE	W	3-0	27-25	2	-3.5	GALARRAGA	CARMONA	17,738	747,793
6/3	53	CLE	W	12-6	28-25	2	-2.5	Thomas	Ambriz	28,169	775,962
6/4	54	@KC	L	7-3	28-26	2	-3.5	Chen	Scherzer	21,930	
6/5	55	@KC	W	4-2	29-26	2	-3.5	Verlander	Hochevar	24,383	
6/6	56	@KC	L	7-2	29-27	2	-3.5	Bannister	Bonderman	22,240	
6/7		OFF DAY				2	-3.5				
6/8	57	@CWS	W	7-2	30-27	2	-3.5	Thomas	Thornton	20,776	
6/9	58	@CWS	L	15-3	30-28	2	-4.5	Garcia	Porcello	21,959	
6/10	59	@CWS	L	3-0	30-29	2	-4.5	Danks	Scherzer	26,004	
6/11	60	PIT	W	6-2	31-29	2	-4.5	Verlander	Ohlendorf	33,236	809,198
6/12	61	PIT	W	4-3 (10)	32-29	2	-3.5	Coke	Donnelly	34,501	843,699
6/13	62	PIT	W	4-3	33-29	2	-2.5	Thomas	Lopez	31,243	874,942
6/14		OFF DAY				2	-2.5				

2010 TIGERS DAY-BY-DAY RESULTS



6/15	63	WAS	W	7-4	34-29	2	-2.5	Scherzer	Lannan	24,821	899,763
6/16	64	WAS	W	8-3	35-29	2	-2.5	Verlander	Hernandez	24,767	924,530
6/17	65	WAS	W	8-3	36-29	2	-1.5	Bonderman	Atilano	33,630	958,160
6/18	66	ARI	W	7-5	37-29	2	-0.5	Coke	Qualls	37,438	995,598
6/19	67	ARI	L	6-5	37-30	2	-1.5	Jackson	Porcello	*40,681	1,036,279
6/20	68	ARI	W	3-1	38-30	2	-1.5	Scherzer	Kennedy	*41,417	1,077,696
6/21		OFF DAY				2	-1.5				
6/22	69	@NYM	L	14-6	38-31	2	-1.5	Nieve	Verlander	32,363	
6/23	70	@NYM	L	5-0	38-32	2	-1.5	Dickey	Bonderman	35,045	
6/24	71	@NYM	W	6-5	39-32	2	-0.5	Galarraga	Takahashi	31,319	
6/25	72	@ATL	L	3-1	39-33	2	-0.5	Medlen	Oliver	36,634	
6/26	73	@ATL	L	4-3	39-34	T2	-1.5	Kawakami	Zumaya	39,184	
6/27	74	@ATL	W	10-4	40-34	2	-0.5	Verlander	Hanson	26,034	
6/28	75	@MIN	W	7-5	41-34	1	+0.5	Bonderman	Liriano	40,681	
6/29	76	@MIN	L	11-4	41-35	2	-0.5	Blackburn	Galarraga	40,593	
6/30	77	@MIN	L	5-1	41-36	2	-1.5	Slowey	Oliver	40,671	

JUNE TOTALS: 15-12, .277 BA, 4.69 ERA

7/1		OFF DAY				2	-1.0				
7/2	78	SEA	W	7-1	42-36	2	-1.0	Scherzer	Fister	32,512	1,110,208
7/3	79	SEA	W	6-1	43-36	T1	—	Verlander	Vargas	32,430	1,142,638
7/4	80	SEA	L	8-1	43-37	T1	—	Lee	Bonderman	24,899	1,167,537
7/5	81	BAL	W	12-9	44-37	1	+0.5	Bonine	Hendrickson	26,432	1,193,969
7/6	82	BAL	W	7-5 (11)	45-37	1	+0.5	Perry	Hernandez	22,537	1,216,501
7/7	83	BAL	W	4-2	46-37	1	+1.0	Scherzer	Bergesen	22,837	1,239,338
7/8		OFF DAY				1	+0.5				
7/9	84	MIN	W	7-3	47-37	1	+0.5	Verlander	Liriano	*42,549	1,281,887
7/10	85	MIN	W	7-4	48-37	1	+0.5	Bonderman	Blackburn	*41,461	1,323,348
7/11	86	MIN	L	6-3	48-38	2	-0.5	Pavano	Oliver	39,689	1,363,037
7/12		ALL-STAR BREAK									
7/13		ALL-STAR GAME IN ANAHEIM									
7/14		ALL-STAR BREAK									
7/15		ALL-STAR BREAK				2	-1.0				
7/16	87	@CLE	L	8-2	48-39	2	-1.0	Westbrook	Scherzer	22,295	
7/17	88	@CLE	L	4-3	48-40	2	-1.0	Carmona	Coke	20,090	
	89	@CLE	L	2-1 (11)	48-41	2	-1.5	Perez	Weinhardt	20,902	
7/18	90	@CLE	L	7-2	48-42	T2	-1.5	Gomez	Oliver	19,102	
7/19	91	TEX	L	8-6 (14)	48-43	T2	-2.5	Harrison	Gonzalez	26,626	1,389,663
7/20	92	TEX	L	8-0	48-44	T2	-3.5	Hunter	Galarraga	27,576	1,417,239
7/21	93	TEX	W	4-1	49-44	T2	-2.5	Scherzer	Lewis	28,704	1,445,943
7/22	94	TOR	W	5-2	50-44	T2	-2.0	Verlander	Romero	34,476	1,480,419
7/23		TOR	ppd., rain			2	-2.5				
7/24	95	TOR	L	3-2	50-45	3	-2.5	Marcum	Porcello	39,391	1,519,810
7/25	96	TOR	L	5-3	50-46	3	-2.5	Downs	Valverde	38,526	1,558,336
	97	TOR	W	6-5	51-46	3	-2.0	Coke	Frasor	37,093	1,595,429
7/26	98	@TB	L	5-0	51-47	3	-3.0	GARZA	Scherzer	17,009	
7/27	99	@TB	L	3-2	51-48	3	-4.0	Shields	VERLANDER	19,843	
7/28	100	@TB	L	7-4	51-49	3	-5.0	Niemann	Bonine	16,209	
7/29	101	@TB	L	4-2	51-50	3	-6.0	Price	Porcello	26,716	
7/30	102	@BOS	W	6-5	52-50	3	-6.0	Weinhardt	Lester	37,832	
7/31	103	@BOS	L	5-4	52-51	3	-6.0	Okajima	Coke	37,498	

JULY TOTALS: 11-15, .267 BA, 4.52 ERA

8/1	104	@BOS	L	4-3	52-52	3	-7.0	Papelbon	Thomas	37,479	
8/2		OFF DAY				3	-7.0				
8/3	105	CWS	L	12-2	52-53	3	-8.0	Buehrle	Porcello	26,141	1,621,570
	106	CWS	W	7-1	53-53	3	-7.0	Bonderman	Torres	24,826	1,646,396
8/4	107	CWS	L	4-1	53-54	3	-8.0	Jackson	Galarraga	31,770	1,678,166
8/5	108	CWS	L	6-4 (11)	53-55	3	-9.0	Santos	Valverde	34,156	1,712,322
8/6	109	LAA	L	4-2	53-56	3	-9.0	Weaver	Verlander	35,106	1,747,428
8/7	110	LAA	L	10-1	53-57	3	-10.0	Kazmir	Bonderman	38,783	1,786,211
8/8	111	LAA	W	9-4	54-57	3	-9.0	Porcello	Bell	32,037	1,818,248
8/9	112	TB	L	6-3	54-58	3	-9.0	Price	Galarraga	23,932	1,842,180
8/10	113	TB	L	8-0	54-59	3	-10.0	Hellickson	Scherzer	26,114	1,868,294
8/11	114	TB	W	3-2	55-59	3	-9.0	Verlander	Garza	28,815	1,897,109
8/12		OFF DAY				3	-9.5				
8/13	115	@CWS	L	8-4	55-60	3	-10.5	Buehrle	Bonderman	34,834	
8/14	116	@CWS	W	3-2	56-60	3	-10.5	Coke	Putz	36,548	
8/15	117	@CWS	W	13-8	57-60	3	-10.5	Thomas	Putz	36,287	
8/16	118	@NYY	W	3-1	58-60	3	-10.0	Scherzer	Vazquez	46,098	
8/17	119	@NYY	L	6-2	58-61	3	-11.0	Sabathia	Verlander	46,906	
8/18	120	@NYY	L	9-5	58-62	3	-12.0	Moseley	Bonderman	46,479	
8/19	121	@NYY	L	11-5	58-63	3	-12.0	Hughes	Porcello	48,143	
8/20	122	CLE	W	6-0	59-63	3	-12.0	Galarraga	Masterson	33,936	1,931,045
8/21	123	CLE	W	5-2	60-63	3	-11.0	Scherzer	Tomlin	38,088	1,969,133
8/22	124	CLE	W	8-1	61-63	3	-11.0	Verlander	Gomez	35,104	2,004,237
8/23	125	KC	W	12-3	62-63	3	-10.0	Bonderman	Chen	30,552	2,034,789
8/24	126	KC	W	9-1	63-63	3	-9.0	Porcello	Davies	29,043	2,063,832

2010 REVIEW



2010 TIGERS DAY-BY-DAY RESULTS

8/25	127	KC	L	4-3 (12)	63-64	3	-9.0	Humber	Figaro	31,231	2,095,063
8/26	128	@TOR	W	7-1	64-64	3	-9.0	Scherzer	Romero	16,088	
8/27	129	@TOR	L	3-2 (11)	64-65	3	-10.0	Camp	Coke	20,298	
8/28	130	@TOR	L	5-4	64-66	3	-11.0	Morrow	Figaro	27,119	
8/29	131	@TOR	W	10-4	65-66	3	-10.0	Porcello	Rzepczynski	26,624	
8/30		OFF DAY									
8/31	132	@MIN	L	4-3	65-67	3	-11.0	Guerrier	Coke	40,186	

AUGUST TOTALS: 13-16, .265 BA, 4.29 ERA

9/1	133	@MIN	L	2-1 (10)	65-68	3	-12.0	Rauch	Perry	39,438	
9/2	134	@MIN	W	10-9 (13)	66-68	3	-11.0	Valverde	Blackburn	39,551	
9/3	135	@KC	W	9-5 (11)	67-68	3	-11.0	Perry	Chavez	17,835	
9/4	136	@KC	W	6-4	68-68	3	-11.0	Porcello	Hughes	21,483	
9/5	137	@KC	L	2-1	68-69	3	-12.0	Davies	Thomas	19,061	
9/6	138	CWS	L	5-4 (10)	68-70	3	-13.0	Sale	Valverde	32,924	2,127,987
9/7	139	CWS	W	9-1	69-70	3	-13.0	Verlander	Garcia	24,905	2,152,892
9/8	140	CWS	W	5-1	70-70	3	-13.0	Bonderman	Danks	25,995	2,178,887
9/9	141	CWS	W	6-3	71-70	3	-12.5	Porcello	Floyd	29,995	2,208,882
9/10	142	BAL	L	6-3	71-71	3	-12.5	Hernandez	Coke	28,575	2,237,457
9/11	143	BAL	L	5-3	71-72	3	-13.5	Guthrie	Scherzer	28,139	2,265,596
9/12	144	BAL	W	6-2	72-72	3	-13.5	Verlander	Gonzalez	24,170	2,289,766
9/13		OFF DAY									
9/14	145	@TEX	L	11-4	72-73	3	-14.5	Nippert	Weinhardt	24,452	
9/15	146	@TEX	L	11-7	72-74	3	-15.5	Lewis	Galarraga	34,964	
9/16		OFF DAY									
9/17	147	@CWS	W	9-2	73-74	3	-15.0	Scherzer	Jackson	28,563	
9/18	148	@CWS	W	6-3	74-74	3	-15.0	VERLANDER	Santos	27,828	
9/19	149	@CWS	W	9-7 (11)	75-74	3	-14.0	Weinhardt	Santos	25,417	
9/20	150	KC	W	7-5	76-74	3	-14.0	Thomas	Greinke	24,382	2,314,148
9/21	151	KC	L	9-6	76-75	3	-15.0	Chen	Galarraga	26,178	2,340,326
9/22	152	KC	W	4-2	77-75	3	-15.0	Scherzer	DAVIES	24,678	2,365,004
9/23		OFF DAY									
9/24	153	MIN	W	10-1	78-75	3	-14.0	VERLANDER	Liriano	30,083	2,395,087
9/25	154	MIN	W	11-10 (13)	79-75	3	-13.0	Schlereth	Neshek	34,129	2,429,216
9/26	155	MIN	W	5-1	80-75	3	-12.0	Porcello	Duensing	32,021	2,461,237
9/27	156	@CLE	L	6-3	80-76	3	-12.0	Carrasco	Galarraga	10,161	
9/28		@CLE	ppd., rain								
9/29	157	@CLE	L	4-0	80-77	3	-12.5	Talbot	Scherzer	_____	
	158	@CLE	L	4-3	80-78	3	-13.0	Tomlin	Verlander	12,227	
9/30		@BAL	ppd., rain								
10/1	159	@BAL	L	10-6	80-79	3	-12.5	Tillman	Bonderman	_____	
	160	@BAL	L	2-1	80-80	3	-13.0	Guthrie	Porcello	20,870	
10/2	161	@BAL	L	2-1	80-81	3	-14.0	Matusz	GALARRAGA	35,332	
10/3	162	@BAL	W	4-2	81-81	3	-13.0	Schlereth	Bergesen	23,914	

* - Denotes a sellout at Comerica Park.

SEPTEMBER/OCTOBER TOTALS: 16-14, .265 BA, 4.07 ERA

WON-LOST RECORD BY DAY

	WON	LOST	PCT.
Monday	8	9	.471
Tuesday	7	16	.304
Wednesday	11	16	.407
Thursday	12	4	.750
Friday	11	14	.440
Saturday	14	13	.519
Sunday	18	9	.667

WON-LOST RECORD BY MONTH

	WON	LOST	PCT.
April	14	10	.583
May	12	14	.462
June	15	12	.556
July	11	15	.423
August	13	16	.448
September/October	16	14	.533

TOP STRIKEOUT PERFORMANCES BY TIGERS IN THEIR MAJOR LEAGUE DEBUT

Alfredo Figaro fanned seven batters in his major league debut on June 20, 2009 versus Milwaukee, tied for the fourth-most by a Tigers pitcher in his major league debut since at least 1954. The following is a list of the top five strikeout performances by a Tigers pitcher in his major league debut since at least 1954:

Pitcher	Date	Opponent	Strikeouts
Denny McLain	September 21, 1963	Chicago White Sox	Eight
Justin Thompson	May 27, 1996	at Kansas City	Eight
Dave Borkowski	July 17, 1999	at Houston	Eight
Bill Gilbreth	June 25, 1971	Cleveland	Seven
Alfredo Figaro	June 20, 2009	Milwaukee	Seven

2010 TIGERS FIELDING STATISTICS



PITCHERS

PLAYER	PCT	G	GS	PO	A	E	TC	DP	TP
Bonderman	.880	30	29	12	10	3	25	4	0
Bonine	1.000	47	1	4	6	0	10	3	0
Coke	.889	74	1	2	6	1	9	1	0
Fien	1.000	2	0	1	1	0	2	0	0
Figaro	.600	8	1	0	3	2	5	0	0
Galarraga	.850	25	24	6	11	3	20	0	0
Gonzalez	1.000	18	0	3	2	0	5	0	0
Ni	1.000	22	0	1	5	0	6	0	0
Oliver	.667	5	5	0	2	1	3	0	0
Perry	1.000	60	0	3	8	0	11	0	0
Porcello	.960	27	27	9	15	1	25	3	0
Sborz	.000	1	0	0	0	0	0	0	0
Scherzer	.933	31	31	14	14	2	30	0	0
Schlereth	.000	18	0	0	0	0	0	0	0
Thomas	1.000	49	2	2	11	0	13	0	0
Valverde	1.000	60	0	4	4	0	8	2	0
Verlander	.961	33	33	15	34	2	51	3	0
Weinhardt	.667	28	0	4	2	3	9	1	0
Willis	1.000	9	8	1	3	0	4	0	0
Zumaya	1.000	31	0	0	6	0	6	0	0

CATCHERS

PLAYER	PCT	G	GS	PO	A	E	TC	DP	TP	PB
Avila	.993	98	84	556	34	4	594	5	0	6
Laird	.991	87	76	516	52	5	573	5	0	5
St. Pierre	1.000	4	2	12	1	0	13	0	0	0

FIRST BASEMEN

PLAYER	PCT	G	GS	PO	A	E	TC	DP	TP
Cabrera	.990	148	148	1218	96	13	1327	133	0
Kelly	.987	28	12	146	10	2	158	24	0
Larish	1.000	1	1	5	0	0	5	0	0
Peralta	1.000	2	0	7	1	0	8	0	0
Raburn	1.000	1	1	6	1	0	7	1	0

SECOND BASEMEN

PLAYER	PCT	G	GS	PO	A	E	TC	DP	TP
Guillen	.987	47	45	86	138	3	227	32	0
Raburn	.986	18	15	27	43	1	71	11	0
Rhymes	.984	53	46	89	150	4	243	37	0
Santiago	.986	25	12	24	44	1	69	11	0
Sizemore	.955	40	36	59	90	7	156	24	0
Worth	1.000	12	8	14	31	0	45	9	0

THIRD BASEMEN

PLAYER	PCT	G	GS	PO	A	E	TC	DP	TP
Inge	.977	144	138	119	267	9	395	24	0
Kelly	.927	15	12	5	33	3	41	5	0
Peralta	1.000	9	7	7	9	0	16	3	0
Raburn	1.000	2	0	1	1	0	2	0	0
Sizemore	.933	6	4	7	7	1	15	1	0
Worth	1.000	3	1	0	2	0	2	0	0

SHORTSTOPS

PLAYER	PCT	G	GS	PO	A	E	TC	DP	TP
Everett	.992	31	28	48	74	1	123	24	0
Peralta	.984	46	44	70	118	3	191	26	0
Santiago	.979	85	66	106	227	7	340	53	0
Worth	1.000	24	24	41	56	0	97	14	0

OUTFIELDERS

PLAYER	PCT	G	GS	PO	A	E	TC	DP	TP
Boesch	.957	118	111	216	9	10	235	2	0
Damon	.967	36	35	57	2	2	61	1	0
Frazier	1.000	4	3	11	1	0	12	1	0
Guillen	.857	4	4	6	0	1	7	0	0
Jackson	.985	149	140	383	9	6	398	2	0
Kelly	1.000	74	31	90	4	0	94	0	0
Ordonez	.979	71	71	135	7	3	145	3	0
Raburn	.969	91	70	150	4	5	159	0	0
Wells	1.000	36	21	35	4	0	39	0	0

2010 REVIEW

CLOSING TIME

Todd Jones established the Tigers single-season saves record with 42 saves for the club during the 2000 season. Jones is the only pitcher in franchise history to register 30-or-more saves in a single season five different times and he holds six of the top single-season saves totals in Tigers history. The following is the list of the top 11 single-season saves totals in club history:

Rank	Pitcher	Year	Saves
1	Todd Jones	2000	42
2	John Hiller	1973	38
	Todd Jones	2007	38
4	Todd Jones	2006	37
	Fernando Rodney	2009	37
6	Guillermo Hernandez	1984	32
7	Guillermo Hernandez	1985	31
	Todd Jones	1997	31
9	Todd Jones	1999	30
10	Todd Jones	1998	28
	Juan Acevedo	2002	28



2010 TIGERS CLUB STATISTICS

HOME RUNS

	1R	2R	3R	GS	LAST HR
Avila	6	1	—	—	9/25/10 vs. MIN
Boesch	7	3	3	1	8/9/10 vs. TB
Cabrera	23	11	4	—	9/26/10 vs. MIN
Damon	4	3	1	—	9/7/10 vs. CWS
Everett	—	—	—	—	8/26/09 at LAA
Frazier	—	—	—	—	No ML HRs
Guillen	6	—	—	—	8/14/10 at CWS
Inge	8	4	1	—	10/3/10 at BAL
Jackson	3	1	—	—	9/17/10 at CWS
Kelly	6	3	—	—	10/1/10 at BAL
Laird	2	3	—	—	9/2/10 at MIN
Larish	—	—	—	—	5/13/09 at MIN
Ordonez	7	4	1	—	7/19/10 vs. TEX
Peralta	4	2	2	—	9/24/10 vs. MIN
Raburn	9	3	3	—	9/29/10 at CLE
Rhymes	—	1	—	—	9/20/10 vs. KC
Santiago	—	2	1	—	9/26/10 vs. MIN
Sizemore	2	—	1	—	9/19/10 at CWS
St. Pierre	—	—	—	—	No ML HRs
Wells	3	1	—	—	9/24/10 vs. MIN
Worth	2	—	—	—	7/25/10 vs. TOR

MULTI-HIT GAMES

	2H	3H	4H	5H	TOTAL
Avila	12	3	—	—	15
Boesch	28	4	1	—	33
Cabrera	40	9	2	—	51
Damon	32	7	2	—	41
Everett	—	—	—	—	—
Frazier	1	—	—	—	1
Guillen	15	3	—	—	18
Inge	22	7	—	—	29
Jackson	35	13	2	1	51
Kelly	10	1	1	—	12
Laird	9	2	—	—	11
Larish	—	—	—	—	—
Ordonez	19	8	1	—	28
Peralta	12	4	—	—	16
Raburn	24	5	—	—	29
Rhymes	14	3	1	—	18
Santiago	15	2	1	—	18
Sizemore	5	1	—	—	6
St. Pierre	—	—	—	—	—
Wells	6	1	1	—	8
Worth	5	2	—	—	7

MULTI-RBI GAMES

	2BI	3BI	4BI	5BI	TOTAL
Avila	8	1	—	—	9
Boesch	8	6	2	—	16
Cabrera	24	8	3	—	35
Damon	10	2	—	—	12
Everett	—	—	—	—	—
Frazier	—	—	—	—	—
Guillen	9	1	—	—	10
Inge	9	5	1	—	15
Jackson	7	—	—	—	7
Kelly	5	1	—	—	6
Laird	6	—	—	—	6
Larish	—	—	—	—	—
Ordonez	12	2	—	1	15
Peralta	4	4	2	—	10
Raburn	9	4	3	—	16
Rhymes	6	—	—	—	6
Santiago	5	1	—	—	6
Sizemore	—	2	—	—	2
St. Pierre	—	—	—	—	—
Wells	3	2	—	—	5
Worth	—	—	—	—	—

STARTING LINEUP BY POSITION

	CA	1B	2B	3B	SS	LF	CF	RF	DH
Avila	84	—	—	—	—	—	—	—	—
Boesch	—	—	—	—	—	44	—	67	13
Cabrera	—	148	—	—	—	—	—	—	2
Damon	—	—	—	—	—	31	4	—	97
Everett	—	—	—	—	28	—	—	—	—
Frazier	—	—	—	—	—	3	—	—	3
Guillen	—	—	45	—	—	4	—	—	16
Inge	—	—	—	138	—	—	—	—	—
Jackson	—	—	—	—	—	—	140	—	—
Kelly	—	12	—	12	—	21	10	—	—
Laird	76	—	—	—	—	—	—	—	—
Larish	—	1	—	—	—	—	—	—	2
Ordonez	—	—	—	—	—	—	—	71	13
Peralta	—	—	—	7	44	—	—	—	4
Raburn	—	1	15	—	—	55	5	10	1
Rhymes	—	—	46	—	—	—	—	—	—
Santiago	—	—	12	—	66	—	—	—	1
Sizemore	—	—	36	4	—	—	—	—	1
St. Pierre	2	—	—	—	—	—	—	—	—
Wells	—	—	—	—	—	4	3	14	—
Worth	—	—	8	1	24	—	—	—	—

STARTING LINEUP BY BATTING ORDER

	1st	2nd	3rd	4th	5th	6th	7th	8th	9th
Avila	—	—	—	—	—	1	18	45	20
Boesch	—	1	9	2	93	7	8	4	—
Cabrera	—	—	—	150	—	—	—	—	—
Damon	5	86	37	—	2	1	1	—	—
Everett	—	—	—	—	—	—	—	1	27
Frazier	—	—	1	—	—	—	4	1	—
Guillen	—	—	—	—	22	43	—	—	—
Inge	—	—	—	—	3	56	64	15	—
Jackson	140	—	—	—	—	—	—	—	—
Kelly	6	3	3	—	8	4	16	8	7
Laird	—	1	—	—	—	—	21	37	17
Larish	—	—	1	—	—	1	1	—	—
Ordonez	—	—	81	3	—	—	—	—	—
Peralta	—	—	1	1	22	25	5	1	—
Raburn	4	9	26	6	9	20	9	4	—
Rhymes	7	34	—	—	—	—	—	1	4
Santiago	—	23	—	—	—	—	4	7	45
Sizemore	—	3	—	—	—	2	7	25	4
St. Pierre	—	—	—	—	—	—	—	1	1
Wells	—	2	3	—	3	2	4	6	1
Worth	—	—	—	—	—	—	—	6	27
Pitchers	—	—	—	—	—	—	—	—	9

FOUR GRAND SLAMS IN A MONTH MATCH CLUB RECORD

Curtis Granderson, Carlos Guillen, Craig Monroe and Ivan Rodriguez all connected for a grand slam in April of 2007. The four in a month matched the club record established in June of 1968 when Mickey Stanley connected for one grand slam and Jim Northrup belted three grand slams.

Tigers teams have connected for three grand slams during a single month 14 times in franchise history.

Courtesy of David Vincent

2010 TIGERS TRANSACTIONS



JANUARY

- 25 Outrighted the contract of **INF Jeff Larish** to Triple A Toledo
- 26 Signed **RHP Jose Valverde** as a free agent

FEBRUARY

- 23 Signed **OF Johnny Damon** as a free agent; designated the contract of **RHP Casey Fien** for assignment

MARCH

- 1 Outrighted the contract of **RHP Casey Fien** to Boston (waiver claim)
- 18 Optioned **RHP Armando Galarraga** to Triple A Toledo; optioned **RHP Jay Sborz** to Triple A Toledo; optioned **RHP Jacob Turner** to Single A West Michigan
- 19 Optioned **INF/OF Ryan Strieby** to Triple A Toledo; optioned **OF Brennan Boesch** to Triple A Toledo; optioned **OF Casper Wells** to Triple A Toledo; optioned **INF Audy Ciriaco** to Double A Erie
- 20 Optioned **RHP Alfredo Figaro** to Triple A Toledo
- 26 Placed **RHP Zach Miner** on 15-day DL (right elbow tendinitis); placed **LHP Bobby Seay** on 15-day DL (left shoulder strain)
- 27 Optioned **LHP Daniel Schlereth** to Triple A Toledo; optioned **OF Wilkin Ramirez** to Triple A Toledo
- 30 Acquired **LHP Jay Voss** from Florida, in exchange for **LHP Nate Robertson** and cash considerations; optioned **INF Brent Dlugach** to Triple A Toledo
- 31 Optioned **OF Clete Thomas** to Triple A Toledo; transferred the option of **OF Wilkin Ramirez** from Triple A Toledo to Double A Erie

APRIL

- 5 **RHP Jeremy Bonderman** placed on suspended list by MLB (three games)
- 23 Placed **OF Carlos Guillen** on 15-day DL (left hamstring strain); recalled **OF Brennan Boesch** from Triple A Toledo

MAY

- 12 Optioned **OF Ryan Raburn** to Triple A Toledo; recalled **RHP Alfredo Figaro** from Triple A Toledo
- 14 Optioned **RHP Alfredo Figaro** to Triple A Toledo; recalled **OF Casper Wells** from Triple A Toledo
- 15 Optioned **RHP Max Scherzer** to Triple A Toledo; optioned **INF Scott Sizemore** to Triple A Toledo
- 16 Recalled **RHP Armando Galarraga** from Triple A Toledo; purchased the contract of **INF Danny Worth** from Triple A Toledo
- 17 Transferred **LHP Bobby Seay** to 60-day DL
- 21 Optioned **OF Casper Wells** to Triple A Toledo
- 22 Recalled **OF Ryan Raburn** from Triple A Toledo; assigned **INF Carlos Guillen** to Triple A Toledo on injury rehabilitation assignment
- 28 Optioned **INF Danny Worth** to Triple A Toledo; recalled **INF Carlos Guillen** from injury rehabilitation assignment with Triple A Toledo; reinstated Guillen from 15-day DL
- 30 Recalled **RHP Max Scherzer** from Triple A Toledo; designated the contract of **LHP Dontrelle Willis** for assignment

JUNE

- 1 Acquired **RHP Billy Buckner** from Arizona, in exchange for **LHP Dontrelle Willis**; optioned Buckner to Triple A Toledo
- 7 Transferred the option of **OF Wilkin Ramirez** from Double A Erie to Triple A Toledo; placed **RHP Ryan Perry** on 15-day DL (right shoulder bicipital tendinitis)
- 8 Designated the contract of **INF Adam Everett** for assignment; recalled **INF Danny Worth** from Triple A Toledo
- 10 Purchased the contract of **RHP Enrique Gonzalez** from Triple A Toledo
- 15 Unconditionally released **INF Adam Everett**
- 20 Optioned **RHP Rick Porcello** to Triple A Toledo
- 22 Recalled **RHP Jay Sborz** from Triple A Toledo
- 23 Transferred the option of **RHP Jacob Turner** from Single A West Michigan to Single A Lakeland
- 24 Optioned **RHP Jay Sborz** to Triple A Toledo
- 25 Purchased the contract of **LHP Andy Oliver** from Double A Erie; transferred **RHP Zach Miner** to 60-day DL
- 26 Assigned **RHP Ryan Perry** to Triple A Toledo on injury rehabilitation assignment
- 29 Placed **RHP Joel Zumaya** on 15-day DL (non-displaced fracture of the olecranon); purchased the contract of **RHP Casey Fien** from Triple A Toledo
- 30 Optioned **LHP Fu-Te Ni** to Triple A Toledo

JULY

- 2 Recalled **LHP Daniel Schlereth** from Triple A Toledo
- 3 Optioned **RHP Casey Fien** to Triple A Toledo; recalled **RHP Ryan Perry** from injury rehabilitation assignment with Triple A Toledo; reinstated Perry from 15-day DL
- 6 Transferred **RHP Joel Zumaya** to 60-day DL; optioned **RHP Armando Galarraga** to Triple A Toledo
- 7 Purchased the contract of **RHP Robbie Weinhardt** from Triple A Toledo
- 17 Optioned **LHP Daniel Schlereth** to Triple A Toledo; recalled **RHP Rick Porcello** from Triple A Toledo
- 19 Optioned **LHP Andy Oliver** to Triple A Toledo; recalled **RHP Armando Galarraga** from Triple A Toledo
- 20 Placed **INF Brandon Inge** on 15-day DL (non-displaced fracture of fifth metacarpal in left hand); recalled **RHP Casey Fien** from Triple A Toledo
- 21 Optioned **RHP Casey Fien** to Triple A Toledo; recalled **INF Scott Sizemore** from Triple A Toledo
- 25 Placed **OF Magglio Ordonez** on 15-day DL (right ankle fracture); placed **INF Carlos Guillen** on 15-day DL (right calf strain); purchased the contract of **INF Will Rhymes** from Triple A Toledo; designated the contract of **RHP Casey Fien** for assignment; unconditionally released **RHP Billy Buckner**; purchased the contract of **INF Jeff Larish** from Triple A Toledo
- 26 Transferred the option of **INF Audy Ciriaco** from Double A Erie to Triple A Toledo
- 28 Outrighted the contract of **RHP Casey Fien** to Triple A Toledo; acquired **INF Jhonny Peralta** and cash considerations from Cleveland, in exchange for **LHP Giovanni Soto**; designated the contract of **OF Wilkin Ramirez** for assignment; **Manager Jim Leyland** placed on suspended list by MLB (one game)
- 29 Optioned **INF Scott Sizemore** to Triple A Toledo
- 30 Purchased the contract of **OF Jeff Frazier** from Triple A Toledo; designated the contract of **INF Jeff Larish** for assignment
- 31 Acquired cash considerations from Atlanta, in exchange for **OF Wilkin Ramirez**



2010 TIGERS TRANSACTIONS

AUGUST

- 3 Outrighted the contract of **INF Jeff Larish** to Oakland (waiver claim); assigned **INF Brandon Inge** to Single A West Michigan on injury rehabilitation assignment
- 4 Recalled **INF Brandon Inge** from injury rehabilitation assignment with Triple A Toledo; reinstated Inge from 15-day DL; placed **INF Danny Worth** on 15-day DL (bruised left heel)
- 6 Assigned **INF Carlos Guillen** to Single A West Michigan on injury rehabilitation assignment
- 8 Optioned **INF Will Rhymes** to Triple A Toledo
- 9 Recalled **INF Carlos Guillen** from injury rehabilitation assignment with Single A West Michigan, reinstated Guillen from 15-day DL
- 12 Assigned **INF Danny Worth** to Triple A Toledo on injury rehabilitation assignment
- 13 Recalled **INF Danny Worth** from injury rehabilitation assignment with Triple A Toledo
- 15 Optioned **OF Jeff Frazier** to Triple A Toledo
- 16 Recalled **LHP Daniel Schlereth** from Triple A Toledo
- 17 Placed **INF Carlos Guillen** on 15-day DL (deep contusion in his left knee)
- 18 Recalled **INF Will Rhymes** from Triple A Toledo
- 20 Optioned **RHP Robbie Weinhardt** to Triple A Toledo; recalled **RHP Alfredo Figaro** from Triple A Toledo
- 23 Designated the contract of **RHP Enrique Gonzalez** for assignment; recalled **OF Casper Wells** from Triple A Toledo

SEPTEMBER

- 1 Recalled **RHP Robbie Weinhardt** from Triple A Toledo; purchased the contract of **C Max St. Pierre** from Triple A Toledo; outrighted the contract of **RHP Enrique Gonzalez** to Triple A Toledo
- 7 Recalled **INF Scott Sizemore** from Triple A Toledo
- 21 Recalled **INF Audy Ciriaco** from Triple A Toledo (not to report); recalled **INF Brent Dlugach** from Triple A Toledo (not to report); recalled **OF Jeff Frazier** from Triple A Toledo (not to report); recalled **LHP Fu-Te Ni** from Triple A Toledo (not to report); recalled **LHP Andy Oliver** from Triple A Toledo (not to report); recalled **RHP Jay Sborz** from Triple A Toledo (not to report); recalled **INF/OF Ryan Strieby** from Triple A Toledo (not to report); recalled **OF Clete Thomas** from Triple A Toledo (not to report); recalled **RHP Jacob Turner** from Single A Lakeland (not to report)

OCTOBER

- 6 Reinstated **INF Carlos Guillen** from 15-day DL; reinstated **OF Magglio Ordonez** from 15-day DL; reinstated **INF Danny Worth** from 15-day DL
- 8 Declined to exercise the 2011 option of **OF Magglio Ordonez**; exercised the 2011 option of **RHP Rick Porcello**; exercised the 2011 option of **RHP Max Scherzer**

NOVEMBER

- 1 **RHP Jeremy Bonderman** elected free agency; reinstated **LHP Bobby Seay** from 60-day DL; Seay elected free agency; **C Gerald Laird** elected free agency; **OF Johnny Damon** elected free agency; **OF Magglio Ordonez** elected free agency
- 2 Declined to exercise the 2011 option of **INF Jhonny Peralta**; Peralta elected free agency; reinstated **RHP Zach Miner** from 60-day DL; reinstated **RHP Joel Zumaya** from 60-day DL
- 4 Acquired a player to be named or cash considerations from Boston, in exchange for **INF Brent Dlugach**; outrighted the contract of **RHP Eddie Bonine** to Triple A Toledo; Bonine elected free agency; outrighted the contract of **RHP Jay Sborz** to Triple A Toledo; outrighted the contract of **C Max St. Pierre** to Triple A Toledo; outrighted the contract of **OF Jeff Frazier** to Triple A Toledo
- 8 Signed **INF Jhonny Peralta** as a free agent
- 19 Signed **RHP Joaquin Benoit** as a free agent; purchased the contract of **LHP Charlie Furbush** from Triple A Toledo; purchased the contract of **INF Cale Iorg** from Triple A Toledo; purchased the contract of **RHP Lester Oliveros** from Double A Erie; purchased the contract of **RHP Jose Ortega** from Double A Erie; purchased the contract of **RHP Brayan Villarreal** from Double A Erie; purchased the contract of **LHP Duane Below** from Double A Erie; outrighted the contract of **LHP Fu-Te Ni** to Triple A Toledo; signed **RHP Alberto Alburquerque** as a free agent
- 29 Signed **C Victor Martinez** as a free agent; designated the contract of **RHP Zach Miner** for assignment

DECEMBER

- 2 Did not tender a contract to **RHP Zach Miner**
- 16 Unconditionally released **RHP Alfredo Figaro** (contract sold to Orix Buffaloes in Japanese Baseball League)
- 17 Signed **OF Magglio Ordonez** as a free agent

2011 OPPONENTS





AMERICAN LEAGUE OPPONENTS

BALTIMORE ORIOLES

TEAM INFORMATION

Mailing Address..... Oriole Park at Camden Yards
333 W. Camden Street
Baltimore, MD 21201

2010 Record (Place)..... 66-96 (5th in AL East)

President, Baseball Operations..... Andy MacPhail
Manager..... Buck Showalter
Orioles Record..... 34-23 (one season)
Career Record..... 916-856 (12 seasons)

Director, Public Relations..... Monica Barlow
Office Number..... (410) 547-6160

Manager, Media Relations..... Jeff Lantz
Office Number..... (410) 547-6106

Tigers vs. Orioles in 2010 (All-Time)*..... 5-5 (1030-934-11)
Tigers vs. Orioles in Baltimore (All-Time)*..... 1-3 (471-502-8)
Tigers vs. Orioles in Detroit (All-Time)*..... 4-2 (559-432-3)
Tigers All-Time vs. Orioles at Comerica Park..... 19-19

*Overall records include Milwaukee Brewers, 1901 and St. Louis Browns, 1902-53

SERIES RECORDS VS. ORIOLES

Longest Winning Streak, Tigers..... 12 (9/5/1910-5/27/1911)
Longest Winning Streak, Orioles..... 11 (9/7/1996-7/4/1997)
Largest Margin of Victory, Tigers . 18 (Twice; last, 4/29/1935, DET 18, at STL 0)
Largest Margin of Victory, Orioles..... 16 (9/9/1922 at STL 16, DET 0)
Most Runs Scored, Tigers..... 21 (7/25/1920 at DET)
Most Runs Scored, Orioles..... 20 (8/18/1951 at STL)
Most Runs Scored, by Both Teams..... 29 (Twice; last, 8/18/1951 at STL)
Longest Game, Innings.. 16 (Four times; last, 5/26/1979, BAL 7 at DET 5)
Tigers Best Record, Season Series..... .923 (1986)
Tigers Best Record, Season Series, Home..... 1.000 (2007)
Tigers Best Record, Season Series, Road..... 1.000 (Twice; last, 2003)
Tigers Worst Record, Season Series..... .000 (2004)
Tigers Worst Record, Season Series, Home..... .000 (Twice; last, 2004)
Tigers Worst Record, Season Series, Road... .000 (Four times; last, 2004)

Note: Best/worst records determined by percentage

2010 SERIES SCORES

IN BALTIMORE (1-3)		IN DETROIT (4-2)	
9/30	PPD., RAIN	7/5	W, 12-9
10/1	L, 10-6	7/6	W, 7-5 (11)
	L, 2-1	7/7	W, 4-2
10/2	L, 2-1	9/10	L, 6-3
10/3	W, 4-2	9/11	L, 5-3
		9/12	W, 6-2

YEAR-BY-YEAR SERIES RESULTS

(TIGERS WON-LOST SINCE BEGINNING OF DIVISIONAL PLAY)

Year	Home	Road	Total	Year	Home	Road	Total	Year	Home	Road	Total
1969	4-5	3-6	7-11	1983	3-4	5-1	8-5	1997	3-3	3-3	6-6
1970	5-4	2-7	7-11	1984	2-4	4-3	6-7	1998	1-5	0-5	1-10
1971	6-3	4-5	10-8	1985	4-3	3-3	7-6	1999	3-3	2-2	5-5
1972	4-5	4-5	8-10	1986	5-1	7-0	12-1	2000	2-2	2-4	4-6
1973	4-5	5-4	9-9	1987	4-3	5-1	9-4	2001	1-2	1-2	2-4
1974	1-8	3-6	4-14	1988	4-2	4-3	8-5	2002	2-1	2-1	4-2
1975	1-8	3-4	4-12	1989	1-6	2-4	3-10	2003	0-3	3-0	3-3
1976	3-6	3-6	6-12	1990	4-2	3-4	7-6	2004	0-3	0-3	0-6
1977	3-5	0-7	3-12	1991	4-3	4-2	8-5	2005	1-2	4-1	5-3
1978	4-3	4-4	8-7	1992	3-3	0-7	3-10	2006	2-1	1-2	3-3
1979	4-3	2-4	6-7	1993	5-2	3-3	8-5	2007	3-0	2-1	5-1
1980	1-5	2-5	3-10	1994	1-2	3-1	4-3	2008	1-2	2-2	3-4
1981	3-4	4-2	7-6	1995	4-3	1-5	5-8	2009	3-1	2-2	5-3
1982	3-3	3-4	6-7	1996	1-6	1-5	2-11	2010	4-2	1-3	5-5

BOSTON RED SOX

TEAM INFORMATION

Mailing Address..... Fenway Park
4 Yawkey Way
Boston, MA 02215

2010 Record (Place)..... 89-73 (3rd in AL East)

Executive Vice President, General Manager..... Theo Epstein
Manager..... Terry Francona
Red Sox Record..... 654-480 (seven seasons)
Career Record..... 939-843 (11 seasons)

Director, Media Relations..... Pam Ganley
Office Number..... (617) 226-6715

Manager, Media Relations..... Leah Tobin
Office Number..... (617) 226-6519

Tigers vs. Red Sox in 2010 (All-Time)..... 3-3 (947-1013-13)
Tigers vs. Red Sox in Boston (All-Time)..... 1-2 (429-553-6)
Tigers vs. Red Sox in Detroit (All-Time)..... 2-1 (518-460-7)
Tigers All-Time vs. Red Sox at Comerica Park..... 18-26

SERIES RECORDS VS. RED SOX

Longest Winning Streak, Tigers..... 10 (Twice; last, 8/16/1927-5/6/1928)
Longest Winning Streak, Red Sox..... 11 (8/25/1989-4/11/1990)
Largest Margin of Victory, Tigers..... 17 (7/19/1924, DET 18, at BOS 1)
Largest Margin of Victory, Red Sox..... 20 (6/18/1953, at BOS 23, DET 3)
Most Runs Scored, Tigers..... 20 (7/7/1928 at BOS)
Most Runs Scored, Red Sox..... 23 (6/18/1953 at BOS)
Most Runs Scored, by Both Teams.. 28 (Four times; last, 5/3/1949 at DET, 13 inn.)
Longest Game, Innings..... 18 (6/5/2001, at BOS 4, DET 3)
Tigers Best Record, Season Series..... .846 (1987)
Tigers Best Record, Season Series, Home..... 1.000 (Twice; last, 2007)
Tigers Best Record, Season Series, Road..... .818 (1922)
Tigers Worst Record, Season Series..... .077 (1996)
Tigers Worst Record, Season Series, Home .000 (Three times; last, 2009)
Tigers Worst Record, Season Series, Road... .000 (Five times; last, 2004)

Note: Best/worst records determined by percentage

2010 SERIES SCORES

IN BOSTON (1-2)		IN DETROIT (2-1)	
7/30	W, 6-5	5/14	L, 7-2
7/31	L, 5-4	5/15	W, 7-6 (12)
8/1	L, 4-3	5/16	W, 5-1

YEAR-BY-YEAR SERIES RESULTS

(TIGERS WON-LOST SINCE BEGINNING OF DIVISIONAL PLAY)

Year	Home	Road	Total	Year	Home	Road	Total	Year	Home	Road	Total
1969	5-4	3-6	8-10	1983	4-2	5-2	9-4	1997	3-3	4-2	7-5
1970	6-3	3-6	9-9	1984	3-4	3-3	6-7	1998	2-3	3-2	5-5
1971	3-6	3-6	6-12	1985	3-3	4-3	7-6	1999	4-2	1-5	5-7
1972	6-2	3-3	9-5	1986	3-4	3-3	6-7	2000	2-4	3-3	5-7
1973	8-1	7-2	15-3	1987	6-0	5-2	11-2	2001	2-1	3-3	5-4
1974	3-6	4-5	7-11	1988	4-3	3-3	7-6	2002	2-4	2-1	4-5
1975	4-5	1-8	5-13	1989	1-5	1-6	2-11	2003	1-2	0-6	1-8
1976	0-9	4-5	4-14	1990	4-3	1-5	5-8	2004	1-2	0-4	1-6
1977	4-3	2-6	6-9	1991	4-2	4-3	8-5	2005	3-4	1-2	4-6
1978	3-5	0-7	3-12	1992	6-1	3-3	9-4	2006	1-2	2-1	3-3
1979	3-3	2-5	5-8	1993	4-2	3-4	7-6	2007	3-0	1-3	4-3
1980	4-3	1-5	5-8	1994	2-1	0-3	2-4	2008	1-3	1-2	2-5
1981	1-2	0-4	1-6	1995	1-5	4-3	5-8	2009	0-3	1-3	1-6
1982	4-3	1-5	5-8	1996	0-7	1-5	1-12	2010	2-1	1-2	3-3



CHICAGO WHITE SOX

TEAM INFORMATION

Mailing Address..... U.S. Cellular Field
 333 W. 35th Street
 Chicago, IL 60616

2010 Record (Place)..... 88-74 (2nd in AL Central)

Senior Vice President/General Manager..... Ken Williams

Manager..... Ozzie Guillen

White Sox Record..... 600-535 (seven seasons)

Career Record..... 600-535 (seven seasons)

Vice President, Communications..... Scott Reifert

Office Number..... (312) 674-5302

Director, Media Relations..... Bob Beghtol

Office Number..... (312) 674-5303

Tigers vs. White Sox in 2010 (All-Time)..... 10-8 (1009-996-15)

Tigers vs. White Sox in Chicago (All-Time)..... 6-3 (478-529-10)

Tigers vs. White Sox in Detroit (All-Time)..... 4-5 (532-467-5)

Tigers All-Time vs. White Sox at Comerica Park..... 41-58

SERIES RECORDS VS. WHITE SOX

Longest Winning Streak, Tigers..... 10 (6/26/1923-10/3/1923)

Longest Winning Streak, White Sox .. 10 (Twice; last, 4/18/2001-8/19/2001)

Largest Margin of Victory, Tigers..... 16 (4/18/1991, DET 16, at CWS 0)

Largest Margin of Victory, White Sox... 17 (8/31/1926, CWS 19, at DET 2)

Most Runs Scored, Tigers..... 21 (7/1/1936 at CWS)

Most Runs Scored, White Sox..... 20 (9/9/1921 at CWS)

Most Runs Scored, by Both Teams..... 35 (9/9/1921 at CWS)

Longest Game, Innings..... 21 (5/24/1929, DET 6, at CWS 5)

Tigers Best Record, Season Series..... 833 (1980)

Tigers Best Record, Season Series, Home..... 1,000 (1978)

Tigers Best Record, Season Series, Road..... 1,000 (1981)

Tigers Worst Record, Season Series..... 136 (1920)

Tigers Worst Record, Season Series, Home..... .000 (Twice; last, 1992)

Tigers Worst Record, Season Series, Road..... 143 (1996)

Note: Best/worst records determined by percentage

2010 SERIES SCORES

IN CHICAGO (6-3)		IN DETROIT (4-5)	
6/8	W, 7-2	5/17	PPD., RAIN
6/9	L, 15-3	5/18	L, 6-2
6/10	L, 3-0	8/3	L, 12-2
8/13	L, 8-4		W, 7-1
8/14	W, 3-2	8/4	L, 4-1
8/15	W, 13-8	8/5	L, 6-4 (11)
9/17	W, 9-2	9/6	L, 5-4 (10)
9/18	W, 6-3	9/7	W, 9-1
9/19	W, 9-7 (11)	9/8	W, 5-1
		9/9	W, 6-3

YEAR-BY-YEAR SERIES RESULTS

(TIGERS WON-LOST SINCE BEGINNING OF DIVISIONAL PLAY)

Year	Home	Road	Total	Year	Home	Road	Total	Year	Home	Road	Total
1969	4-2	5-1	9-3	1983	2-4	2-4	4-8	1997	4-2	3-2	7-4
1970	2-4	4-2	6-6	1984	5-1	3-3	8-4	1998	3-3	3-3	6-6
1971	4-2	1-5	5-7	1985	4-2	2-4	6-6	1999	2-4	3-3	5-7
1972	4-2	3-3	7-5	1986	3-3	3-3	6-6	2000	2-4	1-5	3-9
1973	4-2	3-3	7-5	1987	4-2	5-1	9-3	2001	2-7	4-6	6-13
1974	3-3	2-4	5-7	1988	5-1	4-2	9-3	2002	4-5	3-7	7-12
1975	5-1	2-4	7-5	1989	4-2	4-2	8-4	2003	5-4	3-7	8-11
1976	4-2	2-4	6-6	1990	2-4	5-1	7-5	2004	7-3	4-5	11-8
1977	2-3	4-1	6-4	1991	3-3	5-1	8-4	2005	2-7	3-7	5-14
1978	5-0	4-2	9-2	1992	0-5	2-5	2-10	2006	4-6	3-6	7-12
1979	4-2	5-1	9-3	1993	1-5	4-2	5-7	2007	3-6	4-5	7-11
1980	5-1	5-1	10-2	1994	3-3	1-5	4-8	2008	4-5	2-7	6-12
1981	0-3	3-0	3-3	1995	2-4	2-4	4-8	2009	5-4	4-5	9-9
1982	1-5	2-4	3-9	1996	2-4	1-6	3-10	2010	4-5	6-3	10-8

CLEVELAND INDIANS

TEAM INFORMATION

Mailing Address..... Progressive Field
 2401 Ontario Street
 Cleveland, OH 44115

2010 Record (Place)..... 69-93 (4th in AL Central)

Executive Vice President, General Manager..... Chris Antonetti

Manager..... Manny Acta

Indians Record..... 69-93 (one season)

Career Record..... 227-345 (four seasons)

Director, Media Relations..... Bart Swain

Office Number..... (216) 420-4386

Manager, Media Relations..... Jeff Sibel

Office Number..... (216) 420-4391

Tigers vs. Indians in 2010 (All-Time)..... 9-9 (1051-1022-12)

Tigers vs. Indians in Cleveland (All-Time)..... 1-8 (479-562-7)

Tigers vs. Indians in Detroit (All-Time)..... 8-1 (572-460-5)

Tigers All-Time vs. Indians at Comerica Park..... 51-48

SERIES RECORDS VS. INDIANS

Longest Winning Streak, Tigers..... 9 (6/6/1935-7/28/1935)

Longest Winning Streak, Indians..... 13 (5/14/1996-5/3/1997)

Largest Margin of Victory, Tigers..... 21 (9/15/1901, at DET 21, CLE 0, 8 inn.)

Largest Margin of Victory, Indians..... 14 (5/17/1902, at CLE 14, DET 0)

Most Runs Scored, Tigers..... 21 (9/15/1901 at DET)

Most Runs Scored, Indians..... 18 (4/28/1921 at CLE)

Most Runs Scored, by Both Teams..... 31 (7/13/1901 at DET)

Longest Game, Innings..... 19 (4/27/1984, CLE 8, at DET 4)

Tigers Best Record, Season Series..... 833 (1981)

Tigers Best Record, Season Series, Home..... 1,000 (1981)

Tigers Best Record, Season Series, Road..... 909 (1946)

Tigers Worst Record, Season Series..... .000 (1996)

Tigers Worst Record, Season Series, Home..... .000 (1996)

Tigers Worst Record, Season Series, Road... .000 (Three times; last, 1996)

Note: Best/worst records determined by percentage

2010 SERIES SCORES

IN CLEVELAND (1-8)		IN DETROIT (8-1)	
5/7	PPD., RAIN	4/9	W, 5-2
5/8	W, 6-4	4/10	W, 4-2
5/9	L, 7-4	4/11	W, 9-8
7/16	L, 8-2	6/1	L, 3-2
7/17	L, 4-3	6/2	W, 3-0
	L, 2-1 (11)	6/3	W, 12-6
7/18	L, 7-2	8/20	W, 6-0
9/27	L, 6-3	8/21	W, 5-2
9/28	PPD., RAIN	8/22	W, 8-1
9/29	L, 4-0		
	L, 4-3		

YEAR-BY-YEAR SERIES RESULTS

(TIGERS WON-LOST SINCE BEGINNING OF DIVISIONAL PLAY)

Year	Home	Road	Total	Year	Home	Road	Total	Year	Home	Road	Total
1969	5-4	6-3	11-7	1983	6-1	2-4	8-5	1997	3-2	2-4	5-6
1970	6-3	5-4	11-7	1984	4-3	5-1	9-4	1998	1-5	2-4	3-9
1971	7-2	5-4	12-6	1985	6-1	2-4	8-5	1999	3-4	2-4	5-8
1972	4-5	4-5	8-10	1986	5-1	4-3	9-4	2000	4-2	3-4	7-6
1973	4-5	5-4	9-9	1987	6-1	3-3	9-4	2001	4-6	2-7	6-13
1974	5-4	4-5	9-9	1988	4-2	5-2	9-4	2002	4-5	5-5	9-10
1975	4-5	2-7	6-12	1989	6-1	2-4	8-5	2003	4-6	3-6	7-12
1976	6-3	6-3	12-6	1990	4-2	4-3	8-5	2004	5-4	5-5	10-9
1977	5-3	2-5	7-8	1991	6-1	0-6	6-7	2005	1-8	5-4	6-12
1978	6-1	4-4	10-5	1992	3-3	5-2	8-5	2006	7-3	6-3	13-6
1979	4-2	2-4	6-6	1993	4-3	3-3	7-6	2007	3-6	3-6	6-12
1980	5-1	5-2	10-3	1994	1-2	1-6	2-8	2008	4-5	3-6	7-11
1981	3-0	2-1	5-1	1995	3-4	0-6	3-10	2009	7-2	7-2	14-4
1982	4-2	3-4	7-6	1996	0-6	0-6	0-12	2010	8-1	1-8	9-9



AMERICAN LEAGUE OPPONENTS

KANSAS CITY ROYALS

TEAM INFORMATION

Mailing Address Kansas City Royals
P.O. Box 419969
Kansas City, MO 64141
2010 Record (Place)..... 67-95 (5th in AL Central)
Senior Vice President, Baseball Operations/General Manager..... Dayton Moore
Manager Ned Yost
Royals Record..... 55-72 (one season)
Career Record..... 512-574 (seven seasons)
Vice President, Communications & Broadcasting Mike Swanson
Office Number (816) 504-4713
Director, Media Relations David Holtzman
Office Number (816) 504-4368
Tigers vs. Royals in 2010 (All-Time)..... 10-8 (269-283)
Tigers vs. Royals in Kansas City (All-Time)..... 5-4 (127-147)
Tigers vs. Royals in Detroit (All-Time)..... 5-4 (142-136)
Tigers All-Time vs. Royals at Comerica Park..... 50-49

SERIES RECORDS VS. ROYALS

Longest Winning Streak, Tigers 11 (4/3-7/15/2006)
Longest Winning Streak, Royals..... 8 (9/26/2002-7/4/2003)
Largest Margin of Victory, Tigers..... 17 (7/19/1991, DET 17, at KC 0)
Largest Margin of Victory, Royals..... 21 (9/9/2004, KC 26, at DET 5)
Most Runs Scored, Tigers 19 (7/21/2008 at KC)
Most Runs Scored, Royals 26 (9/9/2004 at DET)
Most Runs Scored, by Both Teams 31 (9/9/2004 at DET)
Longest Game, Innings 16 (7/29/1995, at KC 5, DET 4)
Tigers Best Record, Season Series..... 778 (2006)
Tigers Best Record, Season Series, Home 1.000 (Twice; last, 1989)
Tigers Best Record, Season Series, Road 1.000 (Twice; last, 2006)
Tigers Worst Record, Season Series..... 167 (1980)
Tigers Worst Record, Season Series, Home... 167 (Three times; last, 1984)
Tigers Worst Record, Season Series, Road..... .000 (Twice; last, 1995)

Note: Best/worst records determined by percentage

2010 SERIES SCORES

IN KANSAS CITY (5-4)		IN DETROIT (5-4)	
4/5	W, 8-4	4/12	L, 10-5
4/7	L, 3-2 (11)	4/13	W, 6-5
4/8	W, 7-3	4/14	L, 7-3
6/4	L, 7-3	8/23	W, 12-3
6/5	W, 4-2	8/24	W, 9-1
6/6	L, 7-2	8/25	L, 4-3 (12)
9/3	W, 9-5 (11)	9/20	W, 7-5
9/4	W, 6-4	9/21	L, 9-6
9/5	L, 2-1	9/22	W, 4-2

YEAR-BY-YEAR SERIES RESULTS

(TIGERS WON-LOST SINCE BEGINNING OF DIVISIONAL PLAY)											
Year	Home	Road	Total	Year	Home	Road	Total	Year	Home	Road	Total
1969	4-2	4-2	8-4	1983	4-2	3-3	7-5	1997	2-3	4-2	6-5
1970	2-4	4-2	6-6	1984	1-5	6-0	7-5	1998	2-4	4-2	6-6
1971	5-1	3-3	8-4	1985	2-4	3-3	5-7	1999	5-1	2-3	7-4
1972	4-2	3-3	7-5	1986	3-3	2-4	5-7	2000	2-4	3-3	5-7
1973	2-4	2-4	4-8	1987	2-4	3-3	5-7	2001	6-3	2-8	8-11
1974	3-3	4-2	7-5	1988	6-0	2-4	8-4	2002	7-3	2-7	9-10
1975	3-3	3-3	6-6	1989	6-0	0-6	6-6	2003	2-7	3-7	5-14
1976	2-4	2-4	4-8	1990	3-3	2-4	5-7	2004	5-5	3-6	8-11
1977	1-5	2-3	3-8	1991	4-2	4-2	8-4	2005	6-4	4-5	10-9
1978	3-2	1-4	4-6	1992	4-2	3-3	7-5	2006	5-4	9-0	14-4
1979	4-2	1-5	5-7	1993	2-4	3-3	5-7	2007	5-4	6-3	11-7
1980	1-5	1-5	2-10	1994	2-4	2-4	4-8	2008	2-7	5-4	7-11
1981	1-2	2-0	3-2	1995	3-1	0-3	3-4	2009	5-4	4-5	9-9
1982	4-2	2-4	6-6	1996	2-4	4-2	6-6	2010	5-4	5-4	10-8

LOS ANGELES ANGELS

TEAM INFORMATION

Mailing Address Angel Stadium of Anaheim
2000 Gene Autry Way
Anaheim, CA 92806
2010 Record (Place)..... 80-82 (3rd in AL West)
General Manager Tony Reagins
Manager Mike Scioscia
Angels Record..... 980-802 (11 seasons)
Career Record..... 980-802 (11 seasons)
Vice President, Communications Tim Mead
Office Number (714) 940-2003
Communications Manager Eric Kay
Office Number (714) 940-2173
Tigers vs. Angels in 2010 (All-Time)..... 6-4 (308-283)
Tigers vs. Angels in Los Angeles (All-Time)..... 2-2 (142-155)
Tigers vs. Angels in Detroit (All-Time)..... 4-2 (166-128)
Tigers All-Time vs. Angels at Comerica Park 20-26

SERIES RECORDS VS. ANGELS

Longest Winning Streak, Tigers 11 (6/17/1979-5/30/1980)
Longest Winning Streak, Angels 14 (5/8/2002-8/23/2003)
Largest Margin of Victory, Tigers 13 (5/12/1987, at DET 15, CAL 2)
Largest Margin of Victory, Angels 14 (5/9/1981, at CAL 15, DET 1)
Most Runs Scored, Tigers 15 (Three times; last, 5/12/1987 at DET)
Most Runs Scored, Angels 15 (5/9/1981 at CAL)
Most Runs Scored, by Both Teams 25 (8/29/1986 at CAL)
Longest Game, Innings 16 (Twice; last, 7/22/1989, at CAL 5, DET 4)
Tigers Best Record, Season Series..... 778 (1961)
Tigers Best Record, Season Series, Home 889 (1961)
Tigers Best Record, Season Series, Road 833 (Twice; last, 1984)
Tigers Worst Record, Season Series..... .083 (1989)
Tigers Worst Record, Season Series, Home000 (Twice; last, 2002)
Tigers Worst Record, Season Series, Road000 (Twice; last, 2003)

Note: Best/worst records determined by percentage

2010 SERIES SCORES

IN LOS ANGELES (2-2)		IN DETROIT (4-2)	
4/19	L, 2-0	4/30	W, 10-6
4/20	L, 6-5	5/1	W, 3-2
4/21	W, 4-3	5/2	W, 5-1
4/22	W, 5-4	8/6	L, 4-2
		8/7	L, 10-1
		8/8	W, 9-4

YEAR-BY-YEAR SERIES RESULTS

(TIGERS WON-LOST SINCE BEGINNING OF DIVISIONAL PLAY)											
Year	Home	Road	Total	Year	Home	Road	Total	Year	Home	Road	Total
1969	5-1	2-4	7-5	1983	4-2	4-2	8-4	1997	5-1	1-4	6-5
1970	2-4	4-2	6-6	1984	3-3	5-1	8-4	1998	2-4	1-4	3-8
1971	4-2	2-4	6-6	1985	2-4	2-4	4-8	1999	3-3	2-2	5-5
1972	4-2	3-3	7-5	1986	3-3	2-4	5-7	2000	2-2	3-3	5-5
1973	3-3	2-4	5-7	1987	5-1	4-2	9-3	2001	3-3	1-2	4-5
1974	5-1	2-4	7-5	1988	4-2	3-3	7-5	2002	0-3	1-5	1-8
1975	2-3	3-3	5-6	1989	1-5	0-6	1-11	2003	1-3	0-3	1-6
1976	4-2	2-4	6-6	1990	4-2	3-3	7-5	2004	1-2	1-5	2-7
1977	2-3	4-1	6-4	1991	4-2	3-3	7-5	2005	1-2	3-4	4-6
1978	3-3	4-1	7-4	1992	3-3	2-4	5-7	2006	2-3	1-2	3-5
1979	4-2	4-2	8-4	1993	4-2	4-2	8-4	2007	2-1	1-4	3-5
1980	2-4	5-1	7-5	1994	1-2	3-1	4-3	2008	2-4	1-2	3-6
1981	2-1	1-2	3-3	1995	0-4	2-2	2-6	2009	2-1	3-3	5-4
1982	3-3	4-2	7-5	1996	5-1	1-5	6-6	2010	4-2	2-2	6-4



MINNESOTA TWINS

TEAM INFORMATION

Mailing Address..... Target Field
 1 Twins Way
 Minneapolis, MN 55403
 2010 Record (Place)..... 94-68 (1st in AL Central)
 Senior Vice President, General Manager..... Bill Smith
 Manager..... Ron Gardenhire
 Twins Record..... 803-656 (nine seasons)
 Career Record..... 803-656 (nine seasons)
 Director, Baseball Communications..... Mike Herman
 Office Number..... (612) 659-3471
 Senior Manager, Baseball Communications..... Dustin Morse
 Office Number..... (612) 659-3472
 Tigers vs. Twins in 2010 (All-Time)*..... 9-9 (1041-967-17)
 Tigers vs. Twins in Minnesota (All-Time)*..... 2-7 (485-517-9)
 Tigers vs. Twins in Detroit (All-Time)*..... 7-2 (556-450-8)
 Tigers All-Time vs. Twins at Comerica Park..... 48-50
 *All-time records include Washington Senators, 1901-60

SERIES RECORDS VS. TWINS

Longest Winning Streak, Tigers . 9 (Three times; last, 7/27/1949-5/6/1950)
 Longest Winning Streak, Twins..... 16 (5/6/2002-8/11/2003)
 Largest Margin of Victory, Tigers ... 17 (Twice; last, 4/29/2006, at DET 18, MIN 1)
 Largest Margin of Victory, Twins 16 (8/5/1929, at WAS 21, DET 5)
 Most Runs Scored, Tigers 19 (5/24/2008 at DET)
 Most Runs Scored, Twins 24 (4/24/1996 at DET)
 Most Runs Scored, by Both Teams 35 (4/24/1996 at DET)
 Longest Game, Innings 18 (Twice; last, 8/4/1918, at DET 7, WAS 6)
 Tigers Best Record, Season Series..... 818 (Twice; last, 1949)
 Tigers Best Record, Season Series, Home 1.000 (1981)
 Tigers Best Record, Season Series, Road909 (1907)
 Tigers Worst Record, Season Series..... .083 (1988)
 Tigers Worst Record, Season Series, Home..... .167 (Six times; last, 1993)
 Tigers Worst Record, Season Series, Road..... .000 (1988)

Note: Best/worst records determined by percentage

2010 SERIES SCORES

IN MINNESOTA (2-7)		IN DETROIT (7-2)	
5/3	L, 10-4	4/27	L, 2-0
5/4	L, 4-3	4/28	W, 11-6
5/5	L, 5-4	4/29	W, 3-0
6/28	W, 7-5	7/9	W, 7-3
6/29	L, 11-4	7/10	W, 7-4
6/30	L, 5-1	7/11	L, 6-3
8/31	L, 4-3	9/24	W, 10-1
9/1	L, 2-1 (10)	9/25	W, 11-10 (13)
9/2	W, 10-9 (13)	9/26	W, 5-1

YEAR-BY-YEAR SERIES RESULTS

(TIGERS WON-LOST SINCE BEGINNING OF DIVISIONAL PLAY)

Year	Home	Road	Total	Year	Home	Road	Total	Year	Home	Road	Total
1969	3-3	3-3	6-6	1983	5-1	4-2	9-3	1997	3-2	1-5	4-7
1970	2-4	2-4	4-8	1984	4-2	5-1	9-3	1998	4-2	4-2	8-4
1971	4-2	2-4	6-6	1985	1-5	2-4	3-9	1999	2-4	4-2	6-6
1972	4-2	5-1	9-3	1986	4-2	3-3	7-5	2000	4-2	3-4	7-6
1973	2-4	3-3	5-7	1987	4-2	4-2	8-4	2001	3-7	1-8	4-15
1974	2-4	1-5	3-9	1988	1-5	0-6	1-11	2002	3-5	1-9	4-14
1975	1-5	3-3	4-8	1989	3-3	2-4	5-7	2003	3-7	1-8	4-15
1976	1-5	3-3	4-8	1990	2-4	4-2	6-6	2004	2-7	5-5	7-12
1977	3-2	2-3	5-5	1991	3-3	1-5	4-8	2005	6-4	2-7	8-11
1978	2-3	2-3	4-6	1992	1-5	2-4	3-9	2006	7-2	4-6	11-8
1979	2-4	2-4	4-8	1993	1-5	5-1	6-6	2007	4-5	8-1	12-6
1980	3-3	3-3	6-6	1994	2-1	1-2	3-3	2008	4-5	3-6	7-11
1981	6-0	3-3	9-3	1995	3-3	4-2	7-5	2009	5-4	2-8	7-12
1982	5-1	4-2	9-3	1996	3-3	3-3	6-6	2010	7-2	2-7	9-9

NEW YORK YANKEES

TEAM INFORMATION

Mailing Address..... Yankee Stadium
 One East 161st Street
 Bronx, NY 10451
 2010 Record (Place)..... 95-67 (2nd in AL East)
 Senior Vice President, General Manager..... Brian Cashman
 Manager..... Joe Girardi
 Yankees Record..... 287-199 (three seasons)
 Career Record..... 365-283 (four seasons)
 Director, Media Relations..... Jason Zillo
 Office Number..... (718) 579-4515
 Manager, Media Relations..... Jason Latimer
 Office Number..... (718) 579-4519
 Tigers vs. Yankees in 2010 (All-Time)*..... 4-4 (923-1039-10)
 Tigers vs. Yankees in New York (All-Time)*..... 1-3 (413-568-4)
 Tigers vs. Yankees in Detroit (All-Time)*..... 3-1 (510-471-6)
 Tigers All-Time vs. Yankees at Comerica Park..... 22-21
 *All-time records include Baltimore Orioles, 1901-02

SERIES RECORDS VS. YANKEES

Longest Winning Streak, Tigers..... 12 (6/10/1908-8/18/1908)
 Longest Winning Streak, Yankees 11 (7/12/1942-9/17/1942)
 Largest Margin of Victory, Tigers 18 (6/17/1925, DET 19, at NYY 1)
 Largest Margin of Victory, Yankees..... 20 (5/2/1939, NYY 22, at DET 2)
 Most Runs Scored, Tigers 19 (Twice; last, 9/29/1928 at DET)
 Most Runs Scored, Yankees 22 (5/2/1939 at DET)
 Most Runs Scored, by Both Teams 30 (Twice; last, 8/14/1929 at DET)
 Longest Game, Innings 22 (6/24/1962, NYY 9, at DET 7)
 Tigers Best Record, Season Series..... .773 (1915)
 Tigers Best Record, Season Series, Home 1.000 (1988)
 Tigers Best Record, Season Series, Road 1.000 (2008)
 Tigers Worst Record, Season Series111 (2002)
 Tigers Worst Record, Season Series, Home000 (Twice; last, 2002)
 Tigers Worst Record, Season Series, Road..... .000 (Five times; last, 2009)

Note: Best/worst records determined by percentage

2010 SERIES SCORES

IN NEW YORK (1-3)		IN DETROIT (3-1)	
8/16	W, 3-1	5/10	W, 5-4
8/17	L, 6-2	5/11	PPD., RAIN
8/18	L, 9-5	5/12	W, 2-0
8/19	L, 11-5		L, 8-0
		5/13	W, 6-0

YEAR-BY-YEAR SERIES RESULTS

(TIGERS WON-LOST SINCE BEGINNING OF DIVISIONAL PLAY)

Year	Home	Road	Total	Year	Home	Road	Total	Year	Home	Road	Total
1969	5-4	5-4	10-8	1983	2-5	3-3	5-8	1997	0-6	2-4	2-10
1970	5-4	2-7	7-11	1984	4-2	3-4	7-6	1998	2-3	1-5	3-8
1971	6-3	4-5	10-8	1985	6-1	3-2	9-3	1999	4-2	1-5	5-7
1972	3-4	4-5	7-9	1986	3-3	3-4	6-7	2000	5-1	3-3	8-4
1973	5-4	2-7	7-11	1987	4-3	1-5	5-8	2001	4-2	0-3	4-5
1974	5-4	6-3	11-7	1988	6-0	2-5	8-5	2002	0-3	1-5	1-8
1975	2-7	4-5	6-12	1989	5-2	1-5	6-7	2003	1-2	0-3	1-5
1976	4-4	5-4	9-8	1990	3-3	4-3	7-6	2004	2-2	2-1	4-3
1977	2-6	4-3	6-9	1991	5-2	3-3	8-5	2005	1-2	0-3	1-5
1978	2-5	2-6	4-11	1992	2-4	3-4	5-8	2006	1-3	1-2	2-5
1979	4-3	3-3	7-6	1993	3-4	1-5	4-9	2007	3-1	1-3	4-4
1980	3-3	2-5	5-8	1994	1-2	2-1	3-3	2008	1-2	3-0	4-2
1981	3-4	0-3	3-7	1995	3-4	2-4	5-8	2009	1-2	0-3	1-5
1982	4-2	4-3	8-5	1996	2-4	3-4	5-8	2010	3-1	1-3	4-4

2011 OPPONENTS



AMERICAN LEAGUE OPPONENTS

OAKLAND ATHLETICS

TEAM INFORMATION

Mailing Address Oakland-Alameda County Coliseum
7000 Coliseum Way
Oakland, CA 94621

2010 Record (Place) 81-81 (2nd in AL West)

Vice President & General Manager Billy Beane
Manager Bob Geren
Athletics Record 307-340 (four seasons)
Career Record 307-340 (four seasons)

Director, Public Relations Bob Rose
Office Number (510) 563-2380
Manager, Baseball Information Mike Selleck
Office Number (510) 563-2233

Tigers vs. Athletics in 2010 (All-Time)* 3-3 (976-899-14)
Tigers vs. Athletics in Oakland (All-Time)* 2-0 (427-504-9)
Tigers vs. Athletics in Detroit (All-Time)* 1-3 (549-395-5)
Tigers All-Time vs. Athletics at Comerica Park 18-25

*All-time records include Philadelphia A's, 1901-54 and Kansas City A's, 1955-67

SERIES RECORDS VS. ATHLETICS

Longest Winning Streak, Tigers . 10 (Four times; last, 5/5/1946-7/20/1946)
Longest Winning Streak, Athletics 11 (8/10/1902-9/4/1902)
Largest Margin of Victory, Tigers 19 (7/17/1908, DET 21, at PHI 2)
Largest Margin of Victory, Athletics 22 (5/18/1912, at PHI 24, DET 2)
Most Runs Scored, Tigers 21 (7/17/1908 at PHI)
Most Runs Scored, Athletics 24 (5/18/1912 at PHI)
Most Runs Scored, by Both Teams 31 (7/23/1961 at KC)
Longest Game, Innings 24 (7/21/1945, DET 1, at PHI 1)
Tigers Best Record, Season Series818 (1916)
Tigers Best Record, Season Series, Home 1.000 (Twice; last, 2009)
Tigers Best Record, Season Series, Road 1.000 (2010)
Tigers Worst Record, Season Series143 (Twice; last, 2002)
Tigers Worst Record, Season Series, Home000 (Twice; last, 2002)
Tigers Worst Record, Season Series, Road000 (Five times; last, 2008)

Note: Best/worst records determined by percentage

2010 SERIES SCORES

IN OAKLAND (2-0)		IN DETROIT (1-3)	
5/19	W, 5-1	5/28	L, 5-4
5/20	W, 5-2	5/29	L, 6-0
		5/30	W, 10-2
		5/31	L, 4-1

YEAR-BY-YEAR SERIES RESULTS

(TIGERS WON-LOST SINCE BEGINNING OF DIVISIONAL PLAY)

Year	Home	Road	Total	Year	Home	Road	Total	Year	Home	Road	Total
1969	4-2	3-3	7-5	1983	4-2	2-4	6-6	1997	4-2	3-2	7-4
1970	3-3	3-3	6-6	1984	6-0	3-3	9-3	1998	4-1	3-3	7-4
1971	2-4	2-4	4-8	1985	4-2	4-2	8-4	1999	2-4	2-2	4-6
1972	2-4	2-4	4-8	1986	4-2	2-4	6-6	2000	3-1	3-3	6-4
1973	5-1	2-4	7-5	1987	3-3	2-4	5-7	2001	0-4	1-2	1-6
1974	2-4	3-3	5-7	1988	2-4	2-4	4-8	2002	0-3	1-3	1-6
1975	2-4	4-2	6-6	1989	2-4	2-4	4-8	2003	2-4	1-2	3-6
1976	4-2	2-4	6-6	1990	4-2	2-4	6-6	2004	1-2	3-3	4-5
1977	3-2	2-3	5-5	1991	2-4	2-4	4-8	2005	1-2	0-3	1-5
1978	3-2	3-2	6-4	1992	4-2	2-4	6-6	2006	2-1	3-3	5-4
1979	3-3	4-2	7-5	1993	5-1	3-3	8-4	2007	2-2	2-4	4-6
1980	4-2	2-4	6-6	1994	5-1	0-3	5-4	2008	3-3	0-3	3-6
1981	0-0	1-2	1-2	1995	2-1	0-2	2-3	2009	3-0	2-4	5-4
1982	5-1	4-2	9-3	1996	1-5	3-3	4-8	2010	1-3	2-0	3-3

SEATTLE MARINERS

TEAM INFORMATION

Mailing Address Seattle Mariners
P.O. Box 4100
Seattle, WA 98194

2010 Record (Place) 61-101 (4th in AL West)

Executive Vice President, Baseball Operations & General Manager ... Jack Zduriencik
Manager Eric Wedge
Mariners Record 0-0 (first season)
Career Record 561-573 (seven seasons)

Director, Baseball Information Tim Hevly
Office Number (206) 346-4402
Manager, Baseball Information Jeff Evans
Office Number (206) 346-4403

Tigers vs. Mariners in 2010 (All-Time) 3-5 (193-161-1)
Tigers vs. Mariners in Seattle (All-Time) 1-4 (84-93)
Tigers vs. Mariners in Detroit (All-Time) 2-1 (109-68-1)
Tigers All-Time vs. Mariners at Comerica Park 27-22

SERIES RECORDS VS. MARINERS

Longest Winning Streak, Tigers 11 (6/3/1980-5/1/1981)
Longest Winning Streak, Mariners 8 (4/27/2003-4/30/2004)
Largest Margin of Victory, Tigers 17 (4/17/1993, at DET 20, SEA 3)
Largest Margin of Victory, Mariners 16 (4/29/1999, at SEA 22, DET 6)
Most Runs Scored, Tigers 20 (4/17/1993 at DET)
Most Runs Scored, Mariners 22 (4/29/1999 at SEA)
Most Runs Scored, by Both Teams 28 (4/29/1999 at SEA)
Longest Game, Innings 16 (5/16/1978, at DET 4, SEA 2)
Tigers Best Record, Season Series833 (Twice; last, 1981)
Tigers Best Record, Season Series, Home 1.000 (Five times; last, 2008)
Tigers Best Record, Season Series, Road 1.000 (2000)
Tigers Worst Record, Season Series111 (2003)
Tigers Worst Record, Season Series, Home000 (2003)
Tigers Worst Record, Season Series, Road000 (2002)

Note: Best/worst records determined by percentage

2010 SERIES SCORES

IN SEATTLE (1-4)		IN DETROIT (2-1)	
4/16	L, 11-3	7/2	W, 7-1
4/17	L, 4-2	7/3	W, 6-1
4/18	W, 4-2	7/4	L, 8-1
5/25	L, 5-3		
5/26	L, 5-4		

YEAR-BY-YEAR SERIES RESULTS

(TIGERS WON-LOST SINCE BEGINNING OF DIVISIONAL PLAY)

Year	Home	Road	Total	Year	Home	Road	Total	Year	Home	Road	Total
1977	1-4	4-2	5-6	1990	3-3	4-2	7-5	2003	0-3	1-5	1-8
1978	5-0	3-2	8-2	1991	5-1	3-3	8-4	2004	3-3	2-1	5-4
1979	4-2	3-3	7-5	1992	4-2	5-1	9-3	2005	4-2	1-2	5-4
1980	6-0-1	4-2	10-2-1	1993	5-1	2-4	7-5	2006	1-2	5-1	6-3
1981	2-0	3-1	5-1	1994	5-1	1-2	6-3	2007	4-2	2-2	6-4
1982	4-2	2-4	6-6	1995	4-0	1-5	5-5	2008	3-0	4-3	7-3
1983	5-1	3-3	8-4	1996	4-2	2-4	6-6	2009	3-3	2-1	5-4
1984	5-1	1-5	6-6	1997	1-5	3-2	4-7	2010	2-1	1-4	3-5
1985	1-5	4-2	5-7	1998	1-5	2-3	3-8				
1986	4-2	2-4	6-6	1999	1-3	2-4	3-7				
1987	4-2	3-3	7-5	2000	4-2	3-0	7-2				
1988	5-1	4-2	9-3	2001	1-2	1-3	2-5				
1989	3-3	1-5	4-8	2002	2-2	0-3	2-5				



TAMPA BAY RAYS

TEAM INFORMATION

Mailing Address Tropicana Field
 One Tropicana Drive
 St. Petersburg, FL 33705
 2010 Record (Place) 96-66 (1st in AL East)
 Executive Vice President of Baseball Operations Andrew Friedman
 Manager Joe Maddon
 Rays Record 404-406 (five seasons)
 Career Record 404-406 (five seasons)
 Vice President of Communications Rick Vaughn
 Office Number (727) 825-3237
 Director of Communications Dave Haller
 Office Number (727) 825-3485
 Tigers vs. Rays in 2010 (All-Time) 1-6 (46-50)
 Tigers vs. Rays in Tampa Bay (All-Time) 0-4 (22-26)
 Tigers vs. Rays in Detroit (All-Time) 1-2 (24-24)
 Tigers All-Time vs. Rays at Comerica Park 21-19

SERIES RECORDS VS. RAYS

Longest Winning Streak, Tigers 3 (Five times; last, 9/4-6/2009)
 Longest Winning Streak, Rays 6 (7/26/2010-8/10/2010)
 Largest Margin of Victory, Tigers 16 (5/18/2001, DET 18, at TB 2)
 Largest Margin of Victory, Rays 8 (Three times; last, 5/20/2001, at TB 10, DET 2)
 Most Runs Scored, Tigers 18 (5/18/2001 at TB)
 Most Runs Scored, Rays 14 (5/3/1999 at TB)
 Most Runs Scored, by Both Teams 20 (Twice; last, 5/18/2001 at TB)
 Longest Game, Innings 13 (6/12/2006, at DET 4, TB 3)
 Tigers Best Record, Season Series714 (Twice; last 2009)
 Tigers Best Record, Season Series, Home750 (Twice; last, 2008)
 Tigers Best Record, Season Series, Road 1.000 (2009)
 Tigers Worst Record, Season Series143 (2010)
 Tigers Worst Record, Season Series, Home333 (Five times; last, 2010)
 Tigers Worst Record, Season Series, Road000 (Three times; last, 2010)

Note: Best/worst records determined by percentage

2010 SERIES SCORES

IN TAMPA BAY (0-4)		IN DETROIT (1-2)	
7/26	L, 5-0	8/9	L, 6-3
7/27	L, 3-2	8/10	L, 8-0
7/28	L, 7-4	8/11	W, 3-2
7/29	L, 4-2		

YEAR-BY-YEAR SERIES RESULTS

(TIGERS WON-LOST SINCE BEGINNING OF DIVISIONAL PLAY)

Year	Home	Road	Total	Year	Home	Road	Total	Year	Home	Road	Total
1998	2-3	3-3	5-6	2003	1-2	2-4	2008	3-1	0-3	3-4	
1999	1-2	3-3	4-5	2004	1-2	2-1	3-3	2009	2-2	3-0	5-2
2000	2-4	2-1	4-5	2005	2-1	3-1	5-2	2010	1-2	0-4	1-6
2001	2-1	2-1	4-2	2006	3-1	2-2	5-3				
2002	2-1	0-3	2-4	2007	2-2	1-2	3-4				

TEXAS RANGERS

TEAM INFORMATION

Mailing Address Rangers Ballpark in Arlington
 1000 Ballpark Way, Suite 400
 Arlington, TX 76011
 2010 Record (Place) 90-72 (1st in AL West)
 General Manager Jon Daniels
 Manager Ron Washington
 Rangers Record 331-317 (four seasons)
 Career Record 331-317 (four seasons)
 Executive Vice President, Communications John Blake
 Office Number (817) 273-5208
 Senior Director, Baseball Media Relations Rich Rice
 Office Number (817) 273-5204
 Tigers vs. Rangers in 2010 (All-Time)* 3-6 (338-285)
 Tigers vs. Rangers in Texas (All-Time)* 2-4 (159-151)
 Tigers vs. Rangers in Detroit (All-Time)* 1-2 (179-134)
 Tigers All-Time vs. Rangers at Comerica Park 30-21
 *All-time records include Washington Senators, 1961-71

SERIES RECORDS VS. RANGERS

Longest Winning Streak, Tigers 9 (7/3-9/12/1964)
 Longest Winning Streak, Rangers 7 (Twice; last, 8/9/1980-5/18/1981)
 Largest Margin of Victory, Tigers 13 (Five times; last, 4/10/2009, at DET 15, TEX 2)
 Largest Margin of Victory, Rangers 13 (5/3/1977, TEX 13, at DET 0)
 Most Runs Scored, Tigers 19 (Twice; last, 4/23/2008 at DET)
 Most Runs Scored, Rangers 16 (Three times; last, 5/8/2004 at TEX, 10 inn.)
 Most Runs Scored, by Both Teams 31 (5/8/2004 at TEX, 10 inn.)
 Longest Game, Innings 16 (8/18/2003, TEX 4, at DET 2)
 Tigers Best Record, Season Series889 (2001)
 Tigers Best Record, Season Series, Home 1.000 (Four times; last, 2009)
 Tigers Best Record, Season Series, Road 1.000 (1992)
 Tigers Worst Record, Season Series083 (1975)
 Tigers Worst Record, Season Series, Home000 (Twice; last, 2003)
 Tigers Worst Record, Season Series, Road000 (2002)

Note: Best/worst records determined by percentage

2010 SERIES SCORES

IN TEXAS (2-4)		IN DETROIT (1-2)	
4/23	L, 5-4	7/19	L, 8-6 (14)
4/24	W, 8-4	7/20	L, 8-0
4/25	L, 8-4	7/21	W, 4-1
4/26	W, 8-6		
9/14	L, 11-4		
9/15	L, 11-7		

YEAR-BY-YEAR SERIES RESULTS

(TIGERS WON-LOST SINCE BEGINNING OF DIVISIONAL PLAY)

Year	Home	Road	Total	Year	Home	Road	Total	Year	Home	Road	Total
1969	2-7	5-4	7-11	1983	4-2	4-2	8-4	1997	4-1	3-3	7-4
1970	3-6	6-3	9-9	1984	6-0	4-2	10-2	1998	2-3	1-5	3-8
1971	8-1	6-3	14-4	1985	3-3	4-2	7-5	1999	3-1	2-4	5-5
1972	5-1	5-1	10-2	1986	5-1	2-4	7-5	2000	3-3	2-2	5-5
1973	4-2	1-5	5-7	1987	5-1	3-3	8-4	2001	3-0	5-1	8-1
1974	3-3	2-4	5-7	1988	4-2	4-2	8-4	2002	5-1	0-3	5-4
1975	0-6	1-5	1-11	1989	2-4	2-4	4-8	2003	0-3	1-3	1-6
1976	3-3	2-4	5-7	1990	2-4	4-2	6-6	2004	2-4	2-1	4-5
1977	1-4	1-4	2-8	1991	5-1	1-5	6-6	2005	2-1	2-1	4-2
1978	3-2	4-1	7-3	1992	2-4	6-0	8-4	2006	2-4	3-1	5-5
1979	4-2	2-4	6-6	1993	3-3	3-3	6-6	2007	3-3	2-1	5-4
1980	1-5	3-3	4-8	1994	4-2	1-5	5-7	2008	3-0	3-3	6-3
1981	5-1	4-2	9-3	1995	2-4	2-4	4-8	2009	6-0	1-2	7-2
1982	5-1	3-3	8-4	1996	3-4	1-5	4-9	2010	1-2	2-4	3-6

LONGEST STREAKS WITHOUT A LOSS

Jeremy Bonderman went 17 straight starts September 10, 2006-June 20, 2007 without suffering a loss, matching Wild Bill Donovan for the second-longest such streak in club history. Donovan's 17-start stretch without suffering a loss was September 6, 1907-July 7, 1908.

Bobo Newsom holds the club record with 18 straight starts without suffering a loss April 25-July 17, 1940.

Courtesy of the Elias Sports Bureau



AMERICAN LEAGUE OPPONENTS

TORONTO BLUE JAYS

TEAM INFORMATION

Mailing Address Rogers Centre
 1 Blue Jays Way, Suite 3200
 Toronto, ON M5V1J1
 2010 Record (Place) 75-87 (4th in AL East)
 Senior Vice President, Baseball Operations and General Manager Alex Anthopoulos
 Manager John Farrell
 Blue Jays Record 0-0 (first season)
 Career Record 0-0 (first season)
 Vice President, Communications Jay Stenhouse
 Office Number (416) 341-1248
 Manager, Baseball Information Mal Romanin
 Office Number (416) 341-1249
 Tigers vs. Blue Jays in 2010 (All-Time) 4-4 (171-204)
 Tigers vs. Blue Jays in Toronto (All-Time) 2-2 (79-108)
 Tigers vs. Blue Jays in Detroit (All-Time) 2-2 (92-96)
 Tigers All-Time vs. Blue Jays at Comerica Park 17-25

SERIES RECORDS VS. BLUE JAYS

Longest Winning Streak, Tigers 6 (9/24/1980-4/11/1981)
 Longest Winning Streak, Blue Jays 9 (6/11/1989-9/25/1989)
 Largest Margin of Victory, Tigers 13 (6/13/2000, at DET 16, TOR 3)
 Largest Margin of Victory, Blue Jays 15 (7/6/1996, TOR 15, at DET 0)
 Most Runs Scored, Tigers 18 (6/20/2000 at TOR)
 Most Runs Scored, Blue Jays 15 (Twice; last, 7/6/1996 at DET)
 Most Runs Scored by Both Teams 26 (8/6/1992 at DET)
 Longest Game, Innings 14 (Three times; last, 8/8/1991, DET 4, at TOR 0)
 Tigers Best Record, Season Series692 (1979, 1980)
 Tigers Best Record, Season Series, Home 1.000 (Twice; last, 2005)
 Tigers Best Record, Season Series, Road 1.000 (2004)
 Tigers Worst Record, Season Series000 (2002)
 Tigers Worst Record, Season Series, Home000 (2002)
 Tigers Worst Record, Season Series, Road000 (Twice; last, 2003)

Note: Best/worst records determined by percentage

2010 SERIES SCORES

IN TORONTO (2-2)		IN DETROIT (2-2)	
8/26	W, 7-1	7/22	W, 5-2
8/27	L, 3-2 (11)	7/23	PPD., RAIN
8/28	L, 5-4	7/24	L, 3-2
8/29	W, 10-4	7/25	L, 5-3 W, 6-5

YEAR-BY-YEAR SERIES RESULTS

(TIGERS WON-LOST SINCE BEGINNING OF DIVISIONAL PLAY)

Year	Home	Road	Total	Year	Home	Road	Total	Year	Home	Road	Total
1977	7-0	3-5	10-5	1989	1-5	1-6	2-11	2001	1-2	1-2	2-4
1978	4-4	5-2	9-6	1990	3-4	2-4	5-8	2002	0-3	0-3	0-6
1979	3-3	6-1	9-4	1991	3-3	2-5	5-8	2003	2-4	0-3	2-7
1980	4-3	5-1	9-4	1992	3-4	2-4	5-8	2004	1-2	3-0	4-2
1981	3-3	3-1	6-4	1993	3-3	3-4	6-7	2005	3-0	1-3	4-3
1982	4-3	2-4	6-7	1994	2-1	3-3	5-4	2006	1-2	2-1	3-3
1983	3-3	3-4	6-7	1995	3-3	4-3	7-6	2007	2-1	2-2	4-3
1984	4-3	4-2	8-5	1996	3-4	3-3	6-7	2008	1-3	2-2	3-5
1985	4-2	2-5	6-7	1997	4-2	2-4	6-6	2009	2-2	1-3	3-5
1986	2-5	2-4	4-9	1998	4-2	1-4	5-6	2010	2-2	2-2	4-4
1987	4-2	3-4	7-6	1999	1-5	1-5	2-10				
1988	3-4	2-4	5-8	2000	2-4	1-5	3-9				

TIGERS FIRST-ROUND PICKS IN THE FIRST-YEAR PLAYER DRAFT (1965-2010)

(Name in bold, January draft; following name, June draft)

Year	Player, Pos.	Selection	Year	Player, Pos.	Selection
1965	Gene Lamont, C	13th	1984	Chuck McHugh, P	26th
1966	Tim Marting, P	13th		Rob Souza, P	52nd
	Rick Konik, INF	14th	1985	Ken Williams, P	26th
1967	James Carter, INF	16th		Randy Nosek, P	26th
	Jim Foor, P	15th	1986	Jeff Cesari, P	17th
1968	James Carter, INF	17th		Phil Clark, C	18th
	Bob Robinson, OF	18th	1987	Bill Henderson, C	21st
1969	Ralph Edwards, INF	20th		Steve Pegues, OF	21st
	Jim Baxley, INF	19th	1988	Rico Brogna, INF	26th
1970	Jim Steele, INF	19th	1989	Greg Gohr, P	21st
	Terry Mappin, C	20th	1990	Tony Clark, INF	2nd
1971	Jim Cates, INF	12th	1991	Justin Thompson, P	32nd
	Tom Veryzer, INF	11th	1992	Rick Greene, P	16th
1972	Al Callis, P	19th	1993	Matt Brunson, INF	9th
	Jerry Manuel, INF	20th	1994	Cade Gaspar, P	18th
1973	Steve Trelia, P	20th	1995	Mike Drumright, P	11th
	Charley Bates, INF	19th	1996	Seth Greisinger, P	6th
1974	Randall Nall, OF	15th	1997	Matt Anderson, P	1st
	Lance Parrish, C	16th	1998	Jeff Weaver, P	14th
1975	Tom Brookens, INF	4th		Nate Cornejo, P	34th
	Les Filkins, OF	3rd	1999	Eric Munson, C	3rd
1976	Steve Kemp, OF	1st	2000	Matt Wheatland, P	8th
	Pat Underwood, P	2nd	2001	Kenny Baugh, P	11th
1977	Kevin Richards, P	5th		Michael Woods, INF	32nd
	Ray Hampton, OF	6th	2002	Scott Moore, INF	8th
1978	Chris Codioli, P	11th	2003	Kyle Sleeth, P	3rd
	Kirk Gibson, OF	12th	2004	Justin Verlander, P	2nd
1979	Mike Camp, P	14th	2005	Cameron Maybin, OF	10th
	Rick Leach, INF	13th	2006	Andrew Miller, P	6th
	Chris Baker, OF	23rd	2007	Rick Porcello, P	27th
1980	Mike Laga, INF	17th		Brandon Hamilton, P	60th
	Glenn Wilson, OF	18th	2008	Ryan Perry, P	21st
1981	Jeff Rutledge, INF	18th	2009	Jacob Turner, P	9th
	Ricky Barlow, P	17th	2010	Nick Castellanos, INF	44th
1982	Thor Edgell, P	19th		Chance Ruffin, P	48th
	Richard Monteleone, P	20th			
1983	Jon Leake, INF	16th			
	Wayne Dotson, P	15th			



ARIZONA DIAMONDBACKS

TEAM INFORMATION

Mailing Address Arizona Diamondbacks
 P.O. Box 2095
 Phoenix, AZ 85001
 2010 Record (Place) 65-97 (5th in NL West)
 Executive Vice President and General Manager Kevin Towers
 Manager Kirk Gibson
 Diamondbacks Record 34-49 (one season)
 Career Record 34-49 (one season)
 Vice President, Communications Sean Rachau
 Office Number (602) 462-6686
 Manager, Player & Media Relations Casey Wilcox
 Office Number (602) 462-6661
 Tigers vs. Diamondbacks in 2010 (All-Time) 2-1 (10-14)
 Tigers vs. Diamondbacks in Arizona (All-Time) DNP (4-8)
 Tigers vs. Diamondbacks in Detroit (All-Time) 2-1 (6-6)
 Tigers All-Time vs. Diamondbacks at Comerica Park 6-6

SERIES RECORDS VS. DIAMONDBACKS

Longest Winning Streak, Tigers 3 (6/25-27/2004)
 Longest Winning Streak, Diamondbacks 5 (6/15/2002-6/29/2003)
 Largest Margin of Victory, Tigers 4 (Twice; last, 6/25/2005, DET 5, at ARI 1)
 Largest Margin of Victory, Diamondbacks 9 (6/16/2002, at ARI 11, DET 2)
 Most Runs Scored, Tigers 9 (6/27/2004 at DET)
 Most Runs Scored, Diamondbacks 13 (6/26/2005 at ARI)
 Most Runs Scored by Both Teams 20 (6/26/2005 at ARI)
 Longest Game, Innings 11 (5/21/2005, at DET 3, ARI 2)
 Tigers Best Record, Season Series 1.000 (2004)
 Tigers Best Record, Season Series, Home 1.000 (2004)
 Tigers Best Record, Season Series, Road333 (Four times; last, 2008)
 Tigers Worst Record, Season Series000 (2003)
 Tigers Worst Record, Season Series, Home000 (2003)
 Tigers Worst Record, Season Series, Road .. .333 (Four times; last, 2008)

Note: Best/worst records determined by percentage

2010 SERIES SCORES

IN ARIZONA (0-0)	IN DETROIT (2-1)
6/18 W, 7-5	6/19 L, 6-5
6/20 W, 3-1	

YEAR-BY-YEAR SERIES RESULTS

(TIGERS WON-LOST SINCE BEGINNING OF DIVISIONAL PLAY)

Year	Home	Road	Total	Year	Home	Road	Total	Year	Home	Road	Total
2001	0-0	1-2	1-2	2004	3-0	0-0	3-0	2010	2-1	0-0	2-1
2002	0-0	1-2	1-2	2005	1-2	1-2	2-4				
2003	0-3	0-0	0-3	2008	0-0	1-2	1-2				

COLORADO ROCKIES

TEAM INFORMATION

Mailing Address Colorado Rockies
 2001 Blake Street
 Denver, CO 80205
 2010 Record (Place) 83-79 (3rd in NL West)
 Executive Vice President and General Manager Dan O'Dowd
 Manager Jim Tracy
 Rockies Record 157-121 (two seasons)
 Career Record 719-693 (nine seasons)
 Vice President, Communications/Public Relations Jay Alves
 Office Number (303) 312-2326
 Manager, Communications/Public Relations Nick Piburn
 Office Number (303) 312-2329
 Tigers vs. Rockies in 2010 (All-Time) DNP (7-11)
 Tigers vs. Rockies in Colorado (All-Time) DNP (2-7)
 Tigers vs. Rockies in Detroit (All-Time) DNP (5-4)
 Tigers All-Time vs. Colorado at Comerica Park 5-4

SERIES RECORDS VS. ROCKIES

Longest Winning Streak, Tigers 4 (6/27/2008-5/22/2009)
 Longest Winning Streak, Rockies 6 (6/21/2003-6/10/2005)
 Largest Margin of Victory, Tigers 6 (6/27/2008, at DET 7, COL 1)
 Largest Margin of Victory, Rockies .. 5 (Twice; last, 7/3/2004, at COL 11, DET 6)
 Most Runs Scored, Tigers 9 (6/14/2003 at DET)
 Most Runs Scored, Rockies 11 (7/3/2004 at COL)
 Most Runs Scored by Both Teams 18 (7/4/2004 at COL)
 Longest Game, Innings 10 (7/2/2004, at COL 9, DET 8)
 Tigers Best Record, Season Series 1.000 (2008)
 Tigers Best Record, Season Series, Home 1.000 (2008)
 Tigers Best Record, Season Series, Road333 (Twice; last, 2005)
 Tigers Worst Record, Season Series000 (2004)
 Tigers Worst Record, Season Series, Home333 (Twice; last, 2009)
 Tigers Worst Record, Season Series, Road000 (2004)

Note: Best/worst records determined by percentage

2010 SERIES SCORES

TEAMS DID NOT PLAY IN 2010

YEAR-BY-YEAR SERIES RESULTS

(TIGERS WON-LOST SINCE BEGINNING OF DIVISIONAL PLAY)

Year	Home	Road	Total	Year	Home	Road	Total	Year	Home	Road	Total
2003	1-2	1-2	2-4	2005	0-0	1-2	1-2	2009	1-2	0-0	1-2
2004	0-0	0-3	0-3	2008	3-0	0-0	3-0				

2011 OPPONENTS

THE TIGERS 20-20 CLUB

Six players in Tigers history have hit 20 home runs and stolen 20 bases in the same season. Kirk Gibson accomplished the feat four times – in four years – and fell just one home run short of being the only Tigers player to reach 30-30 in 1985.

Year	Player	Home Runs	Stolen Bases
1984	Kirk Gibson	27	29
1985	Kirk Gibson	29	30
1986	Kirk Gibson	28	34
	Alan Trammell	21	25
1987	Kirk Gibson	24	26
	Alan Trammell	28	21
1995	Chad Curtis	21	27
1997	Damion Easley	22	28
2007	Curtis Granderson	23	26
	Gary Sheffield	25	22
2009	Curtis Granderson	30	20



NATIONAL LEAGUE OPPONENTS

LOS ANGELES DODGERS

TEAM INFORMATION

Mailing Address..... Dodger Stadium
 1000 Elysian Park Avenue
 Los Angeles, CA 90090
 2010 Record (Place)..... 80-82 (4th in NL West)
 General Manager..... Ned Colletti
 Manager..... Don Mattingly
 Dodgers Record..... 0-0 (first season)
 Career Record..... 0-0 (first season)
 Vice President, Communications..... Josh Rawitch
 Office Number..... (323) 224-1344
 Assistant Director, Public Relations..... Joe Jareck
 Office Number..... (323) 224-1549
 Tigers vs. Dodgers in 2010 (All-Time)..... 1-2 (5-7)
 Tigers vs. Dodgers in Los Angeles (All-Time)..... 1-2 (2-4)
 Tigers vs. Dodgers in Detroit (All-Time)..... DNP (3-3)
 Tigers All-Time vs. Dodgers at Comerica Park..... 3-3

SERIES RECORDS VS. DODGERS

Longest Winning Streak, Tigers..... 3 (6/13-15/2008)
 Longest Winning Streak, Dodgers..... 4 (6/10/2003-6/6/2005)
 Largest Margin of Victory, Tigers..... 5 (Twice; last, 6/14/2008, at DET 12, LAD 7)
 Largest Margin of Victory, Dodgers..... 3 (5/21/2010, at LAD 4, DET 1)
 Most Runs Scored, Tigers..... 12 (6/14/2008 at DET)
 Most Runs Scored, Dodgers..... 7 (6/14/2008 at DET)
 Most Runs Scored by Both Teams..... 19 (6/14/2008 at DET)
 Longest Game, Innings..... 12 (6/10/2003, LAD 3, at DET 1)
 Tigers Best Record, Season Series..... 1.000 (2008)
 Tigers Best Record, Season Series, Home..... 1.000 (2008)
 Tigers Best Record, Season Series, Road..... .333 (Twice; last, 2010)
 Tigers Worst Record, Season Series..... .000 (2003)
 Tigers Worst Record, Season Series, Home..... .000 (2003)
 Tigers Worst Record, Season Series, Road..... .333 (Twice; last, 2010)

Note: Best/worst records determined by percentage

2010 SERIES SCORES

IN LOS ANGELES (1-2)	IN DETROIT (0-0)
5/21 L, 4-1	
5/22 L, 6-4	
5/23 W, 6-2	

YEAR-BY-YEAR SERIES RESULTS

(TIGERS WON-LOST SINCE BEGINNING OF DIVISIONAL PLAY)

Year	Home	Road	Total	Year	Home	Road	Total	Year	Home	Road	Total
2003	0-3	0-0	0-3	2008	3-0	0-0	3-0	2010	0-0	1-2	1-2
2005	0-0	1-2	1-2								

NEW YORK METS

TEAM INFORMATION

Mailing Address..... Citi Field
 126th Street
 Flushing, NY 11368
 2010 Record (Place)..... 79-83 (4th NL East)
 General Manager..... Sandy Alderson
 Manager..... Terry Collins
 Mets Record..... 0-0 (first season)
 Career Record..... 444-434 (six seasons)
 Vice President, Media Relations..... Jay Horwitz
 Office Number..... (718) 565-4330
 Director, Media Relations..... Shannon Forde
 Office Number..... (718) 565-4323
 Tigers vs. Mets in 2010 (All-Time)..... 1-2 (6-6)
 Tigers vs. Mets in New York (All-Time)..... 1-2 (1-5)
 Tigers vs. Mets in Detroit (All-Time)..... DNP (5-1)
 Tigers All-Time vs. Mets at Comerica Park..... 2-1

SERIES RECORDS VS. METS

Longest Winning Streak, Tigers..... 3 (6/30-7/2/1997)
 Longest Winning Streak, Mets..... 4 (6/18/2004-6/8/2007)
 Largest Margin of Victory, Tigers..... 14 (6/30/1997, at DET 14, NYM 0)
 Largest Margin of Victory, Mets..... 8 (6/22/2010, at NYM 14, DET 6)
 Most Runs Scored, Tigers..... 15 (6/10/2007 at DET)
 Most Runs Scored, Mets..... 14 (6/22/2010 at NYM)
 Most Runs Scored by Both Teams..... 22 (6/10/2007 at DET)
 Longest Game, Innings..... 10 (6/19/2004, at NYM 4, DET 3)
 Tigers Best Record, Season Series..... 1.000 (1997)
 Tigers Best Record, Season Series, Home..... 1.000 (1997)
 Tigers Best Record, Season Series, Road..... .333 (2010)
 Tigers Worst Record, Season Series..... .000 (2004)
 Tigers Worst Record, Season Series, Home..... .667 (2007)
 Tigers Worst Record, Season Series, Road..... .000 (2004)

Note: Best/worst records determined by percentage

2010 SERIES SCORES

IN NEW YORK (1-2)	IN DETROIT (0-0)
6/22 L, 14-6	
6/23 L, 5-0	
6/24 W, 6-5	

YEAR-BY-YEAR SERIES RESULTS

(TIGERS WON-LOST SINCE BEGINNING OF DIVISIONAL PLAY)

Year	Home	Road	Total	Year	Home	Road	Total	Year	Home	Road	Total
1997	3-0	0-0	3-0	2007	2-1	0-0	2-1	2010	0-0	1-2	1-2
2004	0-0	0-3	0-3								

INSTANT REPLAY

Major League Baseball instituted use of instant replay for home runs during the 2008 season. Below is a list of instances in which replay has since been used during a game involving the Tigers:

Date	Opponent	Player	Inning	On-Field Ruling	Replay Ruling
June 4, 2009	Boston	Jeff Larish	Sixth	No Home Run	No Home Run
June 19, 2009	Milwaukee	Miguel Cabrera	Third	No Home Run	Home Run
June 19, 2009	Milwaukee	Dusty Ryan	Fourth	Home Run	No Home Run
September 10, 2009	at Kansas City	Alberto Callaspo (KC)	Eighth	Home Run	Home Run
May 18, 2010	Chicago White Sox	Brandon Inge	Sixth	Home Run	No Home Run
September 2, 2010	at Minnesota	Austin Jackson	Second	No Home Run	No Home Run
September 6, 2010	Chicago White Sox	Brandon Inge	Eighth	Home Run	No Home Run
September 14, 2010	at Texas	David Murphy (TEX)	Fourth	Home Run	Home Run
September 15, 2010	at Texas	Ryan Raburn	First	No Home Run	No Home Run
September 20, 2010	Kansas City	Will Rhymes	Sixth	No Home Run	Home Run



PITTSBURGH PIRATES

TEAM INFORMATION

Mailing Address..... PNC Park at North Shore
 115 Federal Street
 Pittsburgh, PA 15212
 2010 Record (Place)..... 57-105 (6th in NL Central)
 Senior Vice President, General Manager..... Neal Huntington
 Manager..... Clint Hurdle
 Pirates Record..... 0-0 (first season)
 Career Record..... 534-625 (eight seasons)
 Director, Media Relations..... Jim Trdinich
 Office Number..... (412) 325-4728
 Manager, Media Relations..... Dan Hart
 Office Number..... (412) 325-4976
 Tigers vs. Pirates in 2010 (All-Time)..... 3-0 (14-10)
 Tigers vs. Pirates in Pittsburgh (All-Time)..... DNP (6-6)
 Tigers vs. Pirates in Detroit (All-Time)..... 3-0 (8-4)
 Tigers All-Time vs. Pirates at Comerica Park..... 6-3

SERIES RECORDS VS. PIRATES

Longest Winning Streak, Tigers..... 3 (6/11/2010-6/13/2010)
 Longest Winning Streak, Pirates..... 2 (Three times; last, 6/13-14/2009)
 Largest Margin of Victory, Tigers..... 8 (7/1/1998, DET 9, at PIT 1)
 Largest Margin of Victory, Pirates..... 12 (6/9/1999, PIT 15, at DET 3)
 Most Runs Scored, Tigers..... 11 (6/8/1999 at DET)
 Most Runs Scored, Pirates..... 15 (6/9/1999 at DET)
 Most Runs Scored by Both Teams..... 18 (6/9/1999 at PIT)
 Longest Game, Innings..... 10 (6/12/2010 at DET 4, PIT 3)
 Tigers Best Record, Season Series..... 1.000 (2010)
 Tigers Best Record, Season Series, Home..... 1.000 (2010)
 Tigers Best Record, Season Series, Road..... .667 (Twice; last, 2006)
 Tigers Worst Record, Season Series..... .333 (Three times; last, 2009)
 Tigers Worst Record, Season Series, Home..... .333 (2002)
 Tigers Worst Record, Season Series, Road..... .333 (Twice; last, 2009)

Note: Best/worst records determined by percentage

2010 SERIES SCORES

IN PITTSBURGH (0-0)	IN DETROIT (3-0)
6/11 W, 6-2	
6/12 W, 4-3 (10)	
6/13 W, 4-3	

YEAR-BY-YEAR SERIES RESULTS

(TIGERS WON-LOST SINCE BEGINNING OF DIVISIONAL PLAY)

Year	Home	Road	Total	Year	Home	Road	Total	Year	Home	Road	Total
1998	0-0	2-1	2-1	2001	2-1	0-0	2-1	2009	0-0	1-2	1-2
1999	2-1	0-0	2-1	2002	1-2	0-0	1-2	2010	3-0	0-0	3-0
2000	0-0	1-2	1-2	2006	0-0	2-1	2-1				

SAN FRANCISCO GIANTS

TEAM INFORMATION

Mailing Address..... AT&T Park
 24 Willie Mays Plaza
 San Francisco, CA 94107
 2010 Record (Place)..... 92-70 (1st in NL West)
 Senior Vice President & General Manager..... Brian Sabean
 Manager..... Bruce Bochy
 Giants Record..... 323-325 (four seasons)
 Career Record..... 1274-1300 (16 seasons)
 Senior Director, Media Relations..... Jim Moorehead
 Office Number..... (415) 972-2449
 Media Relations Manager..... Matt Chisholm
 Office Number..... (415) 972-2441
 Tigers vs. Giants in 2010 (All-Time)..... DNP (4-5)
 Tigers vs. Giants in San Francisco (All-Time)..... DNP (2-4)
 Tigers vs. Giants in Detroit (All-Time)..... DNP (2-1)
 Tigers All-Time vs. Giants at Comerica Park..... 2-1

SERIES RECORDS VS. GIANTS

Longest Winning Streak, Tigers..... 2 (Twice; last, 6/17-18/2008)
 Longest Winning Streak, Giants..... 4 (6/6/2003-6/17/2005)
 Largest Margin of Victory, Tigers..... 6 (6/18/2005, at DET 8, at SF 2)
 Largest Margin of Victory, Giants..... 4 (6/17/2005, SF 4, at DET 0)
 Most Runs Scored, Tigers..... 10 (6/19/2005 at DET)
 Most Runs Scored, Giants..... 8 (6/19/2005 at DET)
 Most Runs Scored by Both Teams..... 18 (6/19/2005 at DET)
 Longest Game, Innings..... 10 (6/19/2005, at DET 10, SF 8)
 Tigers Best Record, Season Series..... .667 (Twice; last, 2008)
 Tigers Best Record, Season Series, Home..... .667 (2005)
 Tigers Best Record, Season Series, Road..... .667 (2008)
 Tigers Worst Record, Season Series..... .000 (2003)
 Tigers Worst Record, Season Series, Home..... .667 (2005)
 Tigers Worst Record, Season Series, Road..... .000 (2003)

Note: Best/worst records determined by percentage

2010 SERIES SCORES

TEAMS DID NOT PLAY IN 2010

YEAR-BY-YEAR SERIES RESULTS

(TIGERS WON-LOST SINCE BEGINNING OF DIVISIONAL PLAY)

Year	Home	Road	Total	Year	Home	Road	Total	Year	Home	Road	Total
2003	0-0	0-3	0-3	2005	2-1	0-0	2-1	2008	0-0	2-1	2-1

2011 OPPONENTS

TIGERS IN THE MICHIGAN SPORTS HALL OF FAME

Anderson, Sparky	1992	Greenberg, Hank	1958	Morris, Jack	2001
Beckmann, Frank	2007	Harwell, Ernie	1989	Mullin, George	1962
Bridges, Tommy	1963	Heilmann, Harry	1956	Navin, Frank	1976
Briggs, Walter O., Sr.	1969	Hiller, John	1989	Newhouser, Hal	1962
Brown, Gates	2002	Horton, Willie	1987	Northrup, Jim	2000
Bunning, Jim	1981	Ilitch, Michael	2004	Parrish, Lance	2002
Campbell, James	1985	Jennings, Hughie	1958	Patrick, Van	1991
Carey, Paul	1992	Kaline, Al	1978	Rogell, Billy	1970
Cash, Norm	1984	Kell, George	1969	Rowe, Schoolboy	1961
Cobb, Ty	1955	Kuenn, Harvey	1993	Schembechler, Bo	1989
Cochrane, Mickey	1956	Lane, Ray	1997	Stanley, Mickey	1994
Crawford, Sam	1958	Leach, Rick	2008	Stearnes, Norman "Turkey"	2007
Devellano, Jim	2006	Lolich, Mickey	1982	Tanana, Frank	2006
Egan, Wish	1960	Lund, Don	1987	Trammell, Alan	2000
Fetzer, John E.	1984	Manush, Heinie	1964	Trucks, Virgil	1985
Freehan, Bill	1982	Maxwell, Charlie	1997	Tyson, Ty	1996
Gehringer, Charlie	1956	McAuliffe, Dick	1986	Wert, Vic	1983
Gibson, Kirk	1999	McCosky, Barney	1995	Whitaker, Lou	2000
Goslin, Goose	1965	McLain, Denny	1991	York, Rudy	1972



MOST RECENT SERIES SWEEPS

MOST RECENT SWEEPS BY DETROIT vs. OPPONENTS


<i>(Detroit at Home)</i>				<i>(Detroit on the Road)</i>			
2-Game	3-Game	4-Game	5-Game	2-Game	3-Game	4-Game	5-Game
None	6/25-27/2004	None	None	ARI	None	None	None
None	None	None	None	ATL	None	6/22-24/2007	None
6/10-12/1985	7/5-7/2010	8/1-3/1958	8/10-14/1927	BAL	4/28-29/1975	5/27-29/2005	6/16-19/1986
7/26-27/1973	7/6-8/2007	8/18-20/1961	None	BOS	6/15-16/1966	8/25-27/1964	6/6-9/1983
4/29-5/1/1994	6/10-12/2008	8/18-21/1988	None	CWS	5/24-25/1965	9/17-19/2010	6/20-22/1980
6/24-25/1998	6/23-25/2009	None	None	CHC	None	6/16-18/2006	None
None	None	None	None	CIN	None	None	None
7/8-9/2008	8/20-22/2010	8/5-7/1986	None	CLE	4/27-28/2005	9/22-24/2009	6/9-12/1988
None	6/27-29/2008	None	None	COL	None	None	None
None	None	None	None	FLA	None	None	None
None	6/26-28/2006	None	None	HOU	None	None	None
5/1-2/2006	7/23-25/2002	None	None	KC	4/3-5/2006	7/21-23/2008	5/22-25/2006
5/26-27/1997	4/30-5/2/2010	7/1-4/1968	None	LAA	9/18-19/1990	8/16-18/1993	None
None	6/13-15/2008	None	None	LA	None	None	None
5/31-6/1/1978	6/19-21/2009	7/4-6/1975	None	MIL	8/1-2/1974	5/18-20/1993	None
4/14-15/2008	9/24-26/2010	5/27-29/1983	7/19-22/1905	MIN	4/3-5/1984	9/14-16/2007	6/11-13/1948
6/28-29/1976	5/12-14/2000	8/12-13/1945	None	NYJ	5/14-15/1974	4/29-5/1/2008	6/13-15/1958
None	6/30-7/2/1997	None	None	NYM	None	None	None
5/14-15/1998	5/15-17/2009	8/10-12/1965	8/23-25/1963	OAK	5/19-20/2010	8/28-30/1959	9/6-9/1956
None	None	None	None	PHI	None	None	None
None	6/11-13/2010	None	None	PIT	None	None	None
None	6/14-16/2005	None	None	SD	None	None	None
None	None	None	None	SF	None	None	None
None	5/18-20/2007	None	None	STL	None	None	None
8/24-25/1993	5/20-22/2008	8/1-3/1980	None	SEA	None	4/21-23/2006	None
None	None	None	None	TB	None	9/4-6/2009	None
9/8-9/1997	5/19-21/2009	7/17-20/1986	None	TEX	5/7-8/1985	5/1-3/2001	8/25-28/1961
7/24-25/1977	8/19-21/2005	None	None	TOR	6/20-21/1978	4/5-7/2004	5/28-31/1979
None	6/15-17/2010	None	None	WAS	None	6/18-20/2007	None

MOST RECENT SWEEPS BY OPPONENTS vs. DETROIT

<i>(Detroit at Home)</i>				<i>(Detroit on the Road)</i>			
2-Game	3-Game	4-Game	5-Game	2-Game	3-Game	4-Game	5-Game
None	6/27-29/2003	None	None	ARI	None	None	None
None	None	None	None	ATL	None	None	None
4/11-12/1973	5/28-30/2004	6/1-4/1989	None	BAL	8/4-5/1998	9/24-26/2004	4/17-20/1992
4/18-19/2000	6/2-4/2009	7/11-14/1996	None	BOS	7/21-22/2003	9/17-19/1999	8/26-29/2004
4/20-21/2005	4/4-6/2008	5/29-31/1964	4/29-5/3/1913	CWS	9/14/2008	8/11-13/2006	9/1-4/2005
None	None	None	None	CHC	None	None	None
None	6/26-28/1998	None	None	CIN	None	None	None
6/1-2/1998	8/25-27/2008	None	None	CLE	5/16-17/2000	9/27-29/2010	7/16-18/2010
None	None	None	None	COL	None	7/2-4/2004	None
None	None	None	None	FLA	None	None	None
None	6/8-10/1998	None	None	HOU	None	7/15-17/1999	None
4/9-10/2003	9/22-24/2008	8/3-5/1984	None	KC	4/14-15/1987	9/8-10/2009	9/19-21/2005
5/14-15/2002	8/10-12/1998	7/13-16/1995	None	LAA	8/19-20/1998	7/27-30/2007	4/19-22/1996
None	6/10-12/2003	None	None	LA	None	None	None
6/12-13/1978	7/25-27/1997	9/1-4/1988	None	MIL	4/26/1979	9/26-28/1975	6/23-25/1975
7/19-20/2004	8/8-10/2003	9/10-13/2004	None	MIN	7/29-30/1991	5/3-5/2010	9/14-17/1933
8/17-18/1977	9/20-22/2002	6/8-11/1926	None	NYJ	7/17-18/2002	7/17-19/2009	9/8-11/1988
None	None	None	None	NYM	None	6/18-20/2004	None
5/11-12/1999	8/23-25/2002	8/3-6/2001	None	OAK	7/19-20/1995	6/2-4/2008	7/1-3/1955
None	6/7-9/2002	None	None	PHI	None	None	None
None	None	None	None	PIT	None	None	None
None	None	None	None	SD	None	None	None
None	None	None	None	SF	None	6/6-8/2003	None
None	None	None	None	STL	None	None	None
4/16-17/1997	5/16-18/2003	8/7-9/1998	None	SEA	5/25-26/2010	7/29-31/2003	None
None	None	None	None	TB	None	8/1-3/2008	7/26-29/2010
5/1-2/1963	8/3-5/2004	8/15-17/1980	None	TEX	9/14-15/2010	5/10-12/2002	7/13-15/1967
9/14-15/1993	9/16-18/2003	None	None	TOR	6/3-4/1998	9/5-7/2003	None
None	None	None	None	WAS	None	6/13-15/1997	None

*All records are for history of franchise regardless of home city

TIGERS HISTORY





TIGERS YEAR-BY-YEAR RESULTS

IN THE AMERICAN LEAGUE

Year	Pos	W-L	Pct.	GA/GB	Manager	Attendance	Year	Pos	W-L	Pct.	GA/GB	Manager	Attendance	
1901	3	74-61	.548	8.5	George Stallings	259,430	1939	5	81-73	.526	26.5	Del Baker	836,279	
1902	7	52-83	.385	30.5	Frank Dwyer	189,469	1940	1	90-64	.584	1	Del Baker	1,112,693	
1903	5	65-71	.478	25	Ed Barrow	224,523	1941	T4	75-79	.487	26	Del Baker	684,915	
1904	7	62-90	.408	32	Ed Barrow	177,796	1942	5	73-81	.474	30	Del Baker	580,087	
					Bobby Lowe*		1943	5	78-76	.506	20	Steve O'Neill	606,287	
1905	3	79-74	.516	15.5	Bill Armour	193,384	1944	2	88-66	.571	1	Steve O'Neill	923,176	
1906	6	71-78	.477	21	Bill Armour	174,043	1945	1	88-65	.575	1.5	Steve O'Neill	1,280,341	
1907	1	92-58	.613	1.5	Hughie Jennings	297,079	1946	2	92-62	.597	12	Steve O'Neill	1,722,590	
1908	1	90-63	.588	0.5	Hughie Jennings	436,199	1947	2	85-69	.552	12	Steve O'Neill	1,398,093	
1909	1	98-54	.645	3.5	Hughie Jennings	490,490	1948	5	78-76	.506	18.5	Steve O'Neill	1,743,035	
1910	3	86-68	.558	18	Hughie Jennings	391,288	1949	4	87-67	.565	10	Red Rolfe	1,821,204	
1911	2	89-65	.578	13.5	Hughie Jennings	484,988	1950	2	95-59	.617	3	Red Rolfe	1,951,474	
1912	6	69-84	.451	36.5	Hughie Jennings	402,870	1951	5	73-81	.474	25	Red Rolfe	1,132,641	
1913	6	66-87	.431	30	Hughie Jennings	398,502	1952	8	50-104	.325	45	Red Rolfe	1,026,846	
1914	4	80-73	.523	19.5	Hughie Jennings	416,225						Fred Hutchinson		
1915	2	100-54	.649	2.5	Hughie Jennings	476,105	1953	6	60-94	.390	40.5	Fred Hutchinson	884,658	
1916	3	87-67	.565	4	Hughie Jennings	616,772	1954	5	68-86	.442	43	Fred Hutchinson	1,079,847	
1917	4	78-75	.510	21.5	Hughie Jennings	457,289	1955	5	79-75	.513	17	Bucky Harris	1,181,838	
1918	7	55-71	.437	20	Hughie Jennings	203,719	1956	5	82-72	.532	15	Bucky Harris	1,051,182	
1919	4	80-60	.571	8	Hughie Jennings	643,805	1957	4	78-76	.506	20	Jack Tighe	1,272,346	
1920	7	61-93	.396	37	Hughie Jennings	579,650	1958	5	77-77	.500	15	Jack Tighe	1,098,924	
1921	6	71-82	.464	27	Ty Cobb	661,527						Bill Norman		
1922	3	79-75	.513	15	Ty Cobb	861,206	1959	4	76-78	.494	18	Bill Norman	1,221,221	
1923	2	83-71	.539	16	Ty Cobb	911,377						Jimmy Dykes		
1924	3	86-68	.558	6	Ty Cobb	1,015,136	1960	6	71-83	.461	26	Jimmy Dykes	1,167,669	
1925	4	81-73	.526	16.5	Ty Cobb	820,766						Joe Gordon		
1926	6	79-75	.513	12	Ty Cobb	711,914	1961	2	101-61	.623	8	Bob Scheffing	1,600,710	
1927	4	82-71	.536	27.5	George Moriarty	773,716	1962	4	85-76	.528	10.5	Bob Scheffing	1,207,881	
1928	6	68-86	.442	33	George Moriarty	474,323	1963	T5	79-83	.488	25.5	Bob Scheffing	821,952	
1929	6	70-84	.455	36	Bucky Harris	869,318						Chuck Dressen		
1930	5	75-79	.487	27	Bucky Harris	649,450	1964	4	85-77	.525	14	Chuck Dressen	816,139	
1931	7	61-93	.396	47	Bucky Harris	453,056	1965	4	89-73	.549	12	Chuck Dressen	1,029,645	
1932	5	76-75	.503	29.5	Bucky Harris	397,157						Bob Swift*		
1933	5	75-79	.487	25	Bucky Harris	320,972	1966	3	88-74	.543	10	Dressen-Swift	1,124,293	
					Del Baker*							Frank Skaff*		
1934	1	101-53	.656	7	Mickey Cochrane	919,161	1967	T2	91-71	.562	1	Mayo Smith	1,447,143	
1935	1	93-58	.616	3	Mickey Cochrane	1,034,929	1968	1	103-59	.636	12	Mayo Smith	2,031,847	
1936	2	83-71	.539	19.5	Mickey Cochrane	875,948								
1937	2	89-65	.578	13	Mickey Cochrane	1,072,276								
1938	4	84-70	.545	16	Mickey Cochrane	799,557								
					Del Baker									

*Interim manager; AL Championships in **bold**; World Championships in **bold italics**

IN THE AMERICAN LEAGUE EAST

Year	Pos	W-L	Pct.	GA/GB	Manager	Attendance	Year	Pos	W-L	Pct.	GA/GB	Manager	Attendance	
1969	2	90-72	.556	19	Mayo Smith	1,577,481	1982	4	83-79	.512	12	Sparky Anderson	1,636,058	
1970	4	79-83	.488	29	Mayo Smith	1,501,293	1983	2	92-70	.568	6	Sparky Anderson	1,829,636	
1971	2	91-71	.562	12	Billy Martin	1,591,073	1984	1	104-58	.642	15	Sparky Anderson	2,704,794	
1972	1	86-70	.551	0.5	<i>Billy Martin</i>	1,892,386	1985	3	84-77	.522	15	Sparky Anderson	2,286,609	
1973	3	85-77	.525	12	Billy Martin	1,724,146	1986	3	87-75	.537	8.5	Sparky Anderson	1,899,437	
					Joe Schultz*		1987	1	98-64	.605	2	Sparky Anderson	2,061,830	
1974	6	72-90	.444	19	Ralph Houk	1,243,080	1988	2	88-74	.543	1	Sparky Anderson	2,081,162	
1975	6	57-102	.358	37.5	Ralph Houk	1,058,836	1989	7	59-103	.364	30	Sparky Anderson	1,543,656	
1976	5	74-87	.460	24	Ralph Houk	1,467,020	1990	3	79-83	.488	9	Sparky Anderson	1,495,785	
1977	4	74-88	.457	26	Ralph Houk	1,359,856	1991	T2	84-78	.519	7	Sparky Anderson	1,641,661	
1978	5	86-76	.531	13.5	Ralph Houk	1,714,893	1992	6	75-87	.463	21	Sparky Anderson	1,423,963	
1979	5	85-76	.528	18	Les Moss	1,630,929	1993	T3	85-77	.525	10	Sparky Anderson	1,971,421	
					Sparky Anderson		1994	5	53-62	.461	18	Sparky Anderson	1,184,783	
1980	5	84-78	.519	19	Sparky Anderson	1,785,293	1995	4	60-84	.417	26	Sparky Anderson	1,180,979	
1981	4	60-49	.550	2	Sparky Anderson	1,149,144	1996	5	53-109	.327	39	Buddy Bell	1,168,610	
	T2	29-23	.558	1.5	(2nd Half)		1997	3	79-83	.488	19	Buddy Bell	1,365,157	
	4	31-26	.544	3.5	(1st Half)									

IN THE AMERICAN LEAGUE CENTRAL

Year	Pos	W-L	Pct.	GA/GB	Manager	Attendance	Year	Pos	W-L	Pct.	GA/GB	Manager	Attendance	
1998	5	65-97	.401	24	Buddy Bell	1,409,391	2005	4	71-91	.438	28	Alan Trammell	2,024,485	
					Larry Parrish*		2006	2	95-67	.586	1	Jim Leyland	2,595,937	
1999	3	69-92	.429	27.5	Larry Parrish	2,026,441	2007	2	88-74	.543	8	Jim Leyland	3,047,139	
2000	3	79-83	.488	16	Phil Garner	2,533,752	2008	5	74-88	.457	14.5	Jim Leyland	3,202,645	
2001	4	66-96	.407	25	Phil Garner	1,921,305	2009	2	86-77	.528	1	Jim Leyland	2,567,185	
2002	5	55-106	.342	39	Phil Garner	1,503,623	2010	3	81-81	.500	13	Jim Leyland	2,461,237	
					Luis Pujols		Totals		8564-8356	.506		109 Seasons	132,722,731	
2003	5	43-119	.265	47	Alan Trammell	1,368,245								
2004	4	72-90	.444	20	Alan Trammell	1,917,004								

*Interim manager; Division titles in *italics*; AL Championships in **bold**; World Championships in **bold italics**

Tigers All-Time Best Record, by Percentage.....101-53 (.656) — 1934
Tigers All-Time Worst Record, by Percentage.....43-119 (.265) — 2003

TIGERS YEAR-BY-YEAR RESULTS



IN THE NATIONAL LEAGUE

The first major league Detroit franchise, at the time known as the Wolverines, was a member of the National League from 1881 through 1888. The 1887 Wolverines, led by Hall-of-Famer Dan Brouthers, won the franchise's only National League pennant by three and one-half games over the Philadelphia Phillies. They subsequently engaged the St. Louis Browns, champions of the American Association, in the longest World Series ever. Detroit won 10 of the 15 series games, which were played in 10 different cities over a 16-day period.

Detroit dropped out of the major leagues after the 1888 season, returning as a charter member of the American League in 1901.

Year	Pos	W-L	Pct.	GA/GB	Manager	Year	Pos	W-L	Pct.	GA/GB	Manager
1881	4	41-43	.488	15	Frank Bancroft	1885	6	41-67	.380	44	Charlie Morton/Bill Watkins
1882	6	42-41	.506	12.5	Frank Bancroft	1886	2	87-36	.707	2.5	Bill Watkins
1883	7	40-58	.408	23	Jack Chapman	1887	1	79-45	.637	3.5	Bill Watkins
1884	8	28-84	.250	56	Jack Chapman	1888	5	68-83	.519	16	Bill Watkins/Bob Leadly

ALL-TIME HOME RECORDS (4694-3862 Overall)

Year	W	L	Pct.	Year	W	L	Pct.	Year	W	L	Pct.	Year	W	L	Pct.
1901	42	27	.609	1923	45	32	.584	1945	50	26	.658	1967	52	29	.642
1902	35	33	.515	1924	45	33	.577	1946	48	30	.615	1968	56	25	.691
1903	37	28	.569	1925	43	34	.558	1947	46	31	.597	1969	46	35	.568
1904	34	40	.459	1926	39	41	.488	1948	39	38	.506	1970	42	39	.519
1905	45	30	.600	1927	44	32	.579	1949	50	27	.649	1971	54	27	.667
1906	42	34	.553	1928	36	41	.468	1950	50	30	.625	1972	44	34	.564
1907	50	27	.649	1929	38	39	.494	1951	36	41	.468	1973	47	34	.580
1908	44	33	.571	1930	45	33	.577	1952	32	45	.416	1974	36	45	.444
1909	57	19	.750	1931	36	41	.468	1953	30	47	.390	1975	31	49	.388
1910	46	31	.597	1932	42	34	.553	1954	35	42	.455	1976	36	44	.450
1911	51	25	.671	1933	43	35	.551	1955	46	31	.597	1977	39	42	.481
1912	37	39	.487	1934	54	26	.675	1956	37	40	.481	1978	47	34	.580
1913	34	42	.447	1935	53	25	.679	1957	45	32	.584	1979	46	34	.575
1914	42	35	.545	1936	44	33	.571	1958	43	34	.558	1980	43	38	.531
1915	51	26	.662	1937	49	28	.636	1959	41	36	.532	1981	32	23	.582
1916	49	28	.636	1938	48	31	.608	1960	40	37	.519	1982	47	34	.580
1917	34	41	.453	1939	42	35	.545	1961	50	31	.617	1983	48	33	.593
1918	28	29	.491	1940	50	29	.633	1962	49	35	.598	1984	53	29	.646
1919	46	24	.657	1941	43	34	.558	1963	47	34	.580	1985	44	37	.543
1920	32	46	.410	1942	43	34	.558	1964	46	35	.568	1986	49	32	.605
1921	37	40	.481	1943	45	32	.584	1965	47	34	.580	1987	54	27	.667
1922	43	34	.558	1944	43	34	.558	1966	42	39	.519	1988	50	31	.617

ALL-TIME ROAD RECORDS (3951-4579 Overall)

Year	W	L	Pct.	Year	W	L	Pct.	Year	W	L	Pct.	Year	W	L	Pct.
1901	32	34	.485	1923	38	39	.494	1945	38	39	.494	1967	39	42	.481
1902	17	50	.254	1924	41	35	.539	1946	44	32	.579	1968	47	34	.580
1903	28	43	.394	1925	38	39	.494	1947	39	38	.506	1969	44	37	.543
1904	28	50	.359	1926	40	34	.541	1948	39	38	.506	1970	37	44	.457
1905	34	44	.436	1927	38	39	.494	1949	37	40	.481	1971	37	44	.457
1906	29	44	.397	1928	32	45	.416	1950	45	29	.608	1972	42	36	.538
1907	42	31	.575	1929	32	45	.416	1951	37	40	.481	1973	38	43	.469
1908	46	30	.605	1930	30	46	.395	1952	18	59	.234	1974	36	45	.444
1909	41	35	.539	1931	25	52	.325	1953	30	47	.390	1975	26	53	.329
1910	40	37	.519	1932	34	41	.453	1954	33	44	.429	1976	38	43	.469
1911	38	40	.487	1933	32	44	.421	1955	33	44	.429	1977	35	46	.432
1912	32	45	.416	1934	47	27	.635	1956	45	32	.584	1978	39	42	.481
1913	32	45	.416	1935	40	35	.548	1957	33	44	.429	1979	39	42	.481
1914	38	38	.500	1936	39	38	.506	1958	34	43	.442	1980	41	40	.506
1915	49	28	.636	1937	40	37	.519	1959	35	42	.452	1981	28	26	.519
1916	38	39	.494	1938	36	39	.480	1960	31	46	.403	1982	36	45	.444
1917	44	34	.564	1939	39	38	.506	1961	51	30	.630	1983	44	37	.543
1918	27	42	.391	1940	40	35	.533	1962	36	43	.456	1984	51	29	.638
1919	34	36	.486	1941	32	45	.416	1963	32	49	.395	1985	40	40	.500
1920	29	47	.382	1942	30	47	.390	1964	39	42	.481	1986	38	43	.469
1921	34	42	.447	1943	33	44	.429	1965	42	39	.519	1987	44	37	.543
1922	36	41	.468	1944	45	32	.584	1966	46	35	.568	1988	38	43	.469

DETROIT TIGERS ALL-TIME TEAM

As part of the ceremony surrounding the closing of Tiger Stadium in 1999, Tigers fans voted on a team of all-time Tigers greats. The fans' electees, dubbed the Detroit Tigers All-Time Team, are listed below. There was one tie in the balloting, that coming in the lefthanded pitchers spot where Hal Newhouser and Mickey Lolich both received the all-time honor.

Manager	Sparky Anderson	Outfield	Al Kaline
Catcher	Bill Freehan	Outfield	Kirk Gibson
First Base	Hank Greenberg	RHP	Jack Morris
Second Base	Charlie Gehringer	LHP	Mickey Lolich
Third Base	George Kell	LHP	Hal Newhouser
Shortstop	Alan Trammell	RP	John Hiller
Outfield	Ty Cobb		



TIGERS YEAR-BY-YEAR RESULTS

TOP TIGERS WON-LOST RECORD BY GAME NUMBER

Gm.	W	L	Year(s)	Gm.	W	L	Year(s)	Gm.	W	L	Year(s)	Gm.	W	L	Year(s)	Gm.	W	L	Year(s)
15	14	1	'84	46	37	9	'84	77	55	22	'84	108	72	36	'84, '06	137	89	48	'09, '15, '35
16	15	1	'84	47	38	9	'84	78	55	23	'84	109	73	36	2006	138	90	48	'15
17	16	1	'84	48	38	10	'84	79	55	24	'11, '84	110	74	36	2006	139	91	48	'15
18	16	2	'11, '84	49	38	11	'84	80	56	24	'11	111	75	36	2006	140	91	49	'15, '34
19	17	2	'11, '84	50	39	11	'84	81	57	24	'11	112	76	36	2006	141	92	49	'34
20	18	2	'11, '84	51	39	12	'84	82	58	24	'11	113	76	37	2006	142	93	49	'34
21	19	2	'11, '84	52	39	13	'84	83	59	24	'11	114	76	38	2006	143	94	49	'34
22	20	2	'11	53	40	13	'84	84	59	25	'11	115	76	39	2006	144	94	50	'34
23	21	2	'11	54	41	13	'84	85	59	26	'11	116	76	40	'34, '06	145	94	51	'09, '15, '34
24	21	3	'11	55	41	14	'84	86	59	27	'11	117	77	40	'34	146	95	51	'34
25	21	4	'11, '84	56	42	14	'84	87	59	28	'11, '84, '06	118	77	41	'34, '84, '06	147	96	51	'34
26	22	4	'11, '84	57	43	14	'84	88	60	28	'11, '84	119	78	41	2006	148	96	52	'09, '15, '34
27	23	4	'84	58	44	14	'84	89	61	28	'84	120	78	42	'34, '06	149	97	52	'09, '15, '34
28	24	4	'84	59	44	15	'84	90	62	28	'84	121	79	42	'34, '06	150	98	52	'34
29	25	4	'84	60	44	16	'84	91	62	29	'84, '06	122	80	42	'34	151	99	52	'34
30	26	4	'84	61	45	16	'84	92	63	29	'84	123	81	42	'34	152	99	53	'34
31	26	5	'11, '84	62	46	16	'84	93	64	29	'84	124	82	42	'34	153	100	53	'34
32	27	5	'11, '84	63	47	16	'84	94	65	29	'84	125	82	43	'15, '34	154	101	53	'34
33	28	5	'84	64	47	17	'84	95	66	29	'84	126	83	43	'34	155	101	54	'68
34	29	5	'84	65	48	17	'84	96	67	29	'84	127	84	43	'34	156	101	55	'68, '84
35	30	5	'84	66	49	17	'84	97	68	29	'84	128	84	44	'34, '35	157	102	55	'84
36	31	5	'84	67	49	18	'84	98	68	30	'84	129	85	44	'34, '35	158	102	56	'68, '84
37	32	5	'84	68	50	18	'84	99	69	30	'84	130	85	45	'15, '34, '35, '61, '84	159	103	56	'68
38	33	5	'84	69	51	18	'84	100	69	31	'84	131	86	45	'35, '84	160	103	57	'68, '84
39	34	5	'84	70	52	18	'84	101	69	32	'84	132	87	45	'84	161	104	57	'84
40	35	5	'84	71	52	19	'84	102	70	32	'84	133	87	46	'09, '84	162	104	58	'84
41	35	6	'84	72	53	19	'84	103	71	32	'84	134	88	46	'09				
42	35	7	'84	73	53	20	'84	104	71	33	'84	135	88	47	'09, '34, '35				
43	35	8	'84	74	53	21	'84	105	71	34	'84	136	88	48	'09, '15, '34, '35				
44	36	8	'84	75	54	21	'84	106	72	34	'84								
45	36	9	'84	76	55	21	'84	107	72	35	'84, '06								

WORST TIGERS WON-LOST RECORD BY GAME NUMBER

Gm.	W	L	Year(s)	Gm.	W	L	Year(s)	Gm.	W	L	Year(s)	Gm.	W	L	Year(s)	Gm.	W	L	Year(s)
15	1	14	2003	46	10	36	'53	77	18	59	2003	108	29	79	2003	139	37	102	2003
16	1	15	2003	47	10	37	'53	78	18	60	2003	109	29	80	2003	140	37	103	2003
17	1	16	2003	48	11	37	'53	79	18	61	2003	110	29	81	2003	141	37	104	2003
18	1	17	2003	49	11	38	'53	80	19	61	2003	111	29	82	2003	142	37	105	2003
19	2	17	2003	50	11	39	'53	81	20	61	2003	112	30	82	2003	143	37	106	2003
20	2	18	2003	51	11	40	'53	82	20	62	2003	113	30	83	2003	144	37	107	2003
21	2	19	2003	52	12	40	'53	83	20	63	2003	114	30	84	2003	145	37	108	2003
22	3	19	2003	53	13	40	'53, '96	84	20	64	2003	115	30	85	2003	146	38	108	2003
23	3	20	2003	54	13	41	'53, '96	85	21	64	2003	116	30	86	2003	147	38	109	2003
24	3	21	2003	55	13	42	'96	86	21	65	2003	117	31	86	2003	148	38	110	2003
25	3	22	2003	56	13	43	'96	87	22	65	2003	118	31	87	2003	149	38	111	2003
26	3	23	2003	57	13	44	'96	88	23	65	2003	119	31	88	2003	150	38	112	2003
27	3	24	2003	58	13	45	'96	89	24	65	2003	120	31	89	2003	151	38	113	2003
28	3	25	2003	59	13	46	'96	90	24	66	2003	121	31	90	2003	152	38	114	2003
29	4	25	2003	60	14	46	'96	91	24	67	2003	122	31	91	2003	153	38	115	2003
30	5	25	2003	61	15	46	'96	92	25	67	2003	123	31	92	2003	154	38	116	2003
31	6	25	2003	62	15	47	'96	93	26	67	2003	124	31	93	2003	155	38	117	2003
32	7	25	2003	63	16	47	'96, '03	94	26	68	2003	125	31	94	2003	156	38	118	2003
33	7	26	2003	64	16	48	'96, '03	95	26	69	2003	126	31	95	2003	157	39	118	2003
34	7	27	2003	65	16	49	'96	96	26	70	2003	127	31	96	2003	158	40	118	2003
35	8	27	2003	66	17	49	'96, '03	97	26	71	2003	128	31	97	2003	159	41	118	2003
36	8	28	2003	67	17	50	2003	98	26	72	2003	129	32	97	2003	160	41	119	2003
37	9	28	2003	68	17	51	2003	99	26	73	2003	130	33	97	2003	161	42	119	2003
38	9	29	2003	69	17	52	2003	100	27	73	2003	131	33	98	2003	162	43	119	2003
39	9	30	2003	70	18	52	'96, '03	101	27	74	2003	132	33	99	2003				
40	9	31	2003	71	18	53	'96, '03	102	28	74	2003	133	34	99	2003				
41	9	32	2003	72	18	54	'96, '03	103	28	75	2003	134	34	100	2003				
42	9	33	2003	73	18	55	2003	104	28	76	2003	135	34	101	2003				
43	9	34	2003	74	18	56	2003	105	28	77	2003	136	34	102	2003				
44	9	35	2003	75	18	57	2003	106	28	78	2003	137	35	102	2003				
45	10	35	'53, '03	76	18	58	2003	107	28	79	2003	138	36	102	2003				

CONSECUTIVE GAMES PLAYED BY A TIGERS PLAYER

511	Charlie Gehringer	September 3, 1927-May 7, 1931
504	Charlie Gehringer	June 25, 1932-August 11, 1935
458	Rocky Colavito	June 21, 1960-May 21, 1963
434	Ed Brinkman	September 26, 1971-August 9, 1974



TIGERS YEAR-BY-YEAR STATISTICS

Year	AVG	AB	R	H	2B	3B	HR	RBI	SH	SF	BB	IBB	SO	SB	CS	OBP	SLG
1979	.269	5375	770	1446	221	35	164	729	56	52	575	28	814	176	86	.340	.415
1980	.273	5648	830	1543	232	53	143	767	63	55	645	35	844	75	68	.348	.409
1981	.256	3600	427	922	148	29	65	403	50	37	404	33	500	61	37	.331	.368
1982	.266	5590	729	1489	237	40	177	684	41	39	470	29	807	93	66	.323	.418
1983	.274	5592	789	1530	283	53	156	749	48	59	508	37	831	93	53	.334	.427
1984	.271	5644	829	1529	254	46	187	788	48	45	602	51	941	106	68	.341	.432
1985	.253	5575	729	1413	254	45	202	703	40	53	526	56	926	75	41	.318	.424
1986	.263	5512	798	1447	234	30	198	751	52	49	613	35	885	138	58	.336	.424
1987	.272	5649	896	1535	274	32	225	840	39	56	653	44	913	106	50	.347	.451
1988	.250	5433	703	1358	213	28	143	650	66	37	588	38	841	87	42	.323	.378
1989	.242	5432	617	1315	198	24	116	564	35	43	585	25	899	103	50	.316	.351
1990	.259	5479	750	1418	241	32	172	714	36	41	634	44	952	82	57	.336	.409
1991	.247	5547	817	1372	259	26	209	778	38	44	699	40	1185	109	47	.332	.416
1992	.256	5515	791	1411	256	16	182	746	43	53	675	42	1055	66	45	.337	.407
1993	.275	5620	899	1546	282	38	178	853	33	52	765	50	1122	104	63	.362	.434
1994	.265	3955	652	1048	216	25	161	622	17	48	520	28	897	46	33	.350	.454
1995	.247	4865	654	1204	228	29	159	619	35	43	551	30	987	73	36	.324	.404
1996	.256	5530	783	1413	257	21	204	741	48	49	546	26	1268	87	50	.322	.420
1997	.258	5481	784	1415	268	32	176	743	34	47	578	37	1164	161	72	.329	.415
1998	.264	5664	722	1494	306	29	165	691	16	45	455	25	1070	122	62	.319	.415
1999	.261	5481	747	1433	289	34	212	704	35	39	458	19	1049	108	70	.318	.443
2000	.275	5644	823	1553	307	41	177	785	42	49	562	22	982	83	38	.343	.438
2001	.260	5537	724	1439	291	60	139	691	41	49	466	26	972	133	61	.320	.409
2002	.248	5406	575	1340	265	37	124	546	30	57	363	22	1035	65	44	.300	.379
2003	.240	5466	591	1312	201	39	153	553	65	49	443	24	1099	98	63	.300	.375
2004	.272	5623	827	1531	284	54	201	800	50	43	518	32	1144	86	50	.337	.449
2005	.272	5602	723	1521	283	45	168	678	44	52	384	24	1038	66	28	.321	.428
2006	.274	5642	822	1548	294	40	203	785	45	36	430	27	1133	60	40	.329	.449
2007	.287	5757	887	1652	352	50	177	857	45	56	474	45	1054	103	30	.345	.458
2008	.271	5641	821	1529	293	41	200	780	30	44	572	23	1076	63	31	.340	.444
2009	.260	5540	743	1443	245	35	183	718	53	39	540	30	1114	72	33	.331	.416
2010	.268	5643	751	1515	308	32	152	717	41	41	546	50	1147	69	30	.335	.415

PITCHING

Year	W-L	ERA	G	CG	SHO	SV	IP	H	R	ER	HR	HB	BB	SO
1901	73-61	3.30	135	118	8	2	1188.2	1328	694	436	22	47	313	307
1902	52-83	3.56	135	116	9	3	1190.2	1267	657	471	20	44	370	245
1903	65-71	2.75	136	123	15	2	1196.0	1169	539	366	19	29	336	554
1904	62-90	2.77	152	143	15	2	1430.0	1345	627	440	16	70	433	556
1905	79-74	2.83	153	124	17	1	1348.0	1226	602	424	11	51	474	578
1906	71-78	3.06	149	128	7	4	1334.1	1398	599	454	14	58	389	469
1907	92-58	2.33	150	120	15	7	1370.2	1281	532	355	8	53	380	512
1908	90-63	2.40	153	119	15	5	1374.1	1313	547	367	12	60	318	553
1909	98-54	2.26	152	117	17	12	1420.1	1254	493	357	16	56	359	528
1910	86-68	2.82	154	108	17	5	1380.1	1257	582	433	34	67	460	532
1911	89-65	3.73	154	108	8	3	1387.2	1514	776	575	28	69	460	538
1912	69-84	3.77	153	107	7	5	1367.1	1438	777	573	16	61	521	512
1913	66-87	3.38	153	90	4	7	1360.0	1359	716	511	13	49	504	468
1914	80-73	2.86	153	81	14	12	1412.0	1285	618	448	17	65	498	567
1915	100-54	2.86	154	86	10	19	1413.1	1259	597	449	14	57	492	550
1916	87-67	2.97	154	81	8	13	1410.0	1254	595	465	12	62	578	531
1917	78-75	2.56	153	78	20	15	1396.1	1209	577	397	12	55	504	516
1918	55-71	3.40	126	74	8	7	1160.2	1130	557	439	10	33	437	374
1919	80-60	3.30	140	85	10	4	1256.0	1254	578	461	35	38	436	428
1920	61-93	4.04	154	74	9	7	1385.0	1487	833	622	46	56	561	483
1921	71-82	4.40	153	73	4	16	1386.1	1634	852	678	71	54	495	452
1922	79-75	4.27	154	67	7	15	1391.0	1554	791	660	62	84	473	461
1923	83-71	4.09	154	61	9	12	1373.2	1502	741	624	58	54	449	447
1924	86-68	4.19	154	60	5	20	1394.2	1586	796	650	55	45	467	441
1925	81-73	4.61	154	66	2	18	1383.2	1582	829	708	70	42	556	419
1926	79-75	4.41	154	57	10	18	1394.2	1570	830	683	58	46	555	469
1927	82-71	4.14	153	75	5	17	1387.2	1542	805	638	52	47	577	421
1928	68-86	4.32	154	65	5	16	1372.0	1481	804	658	58	36	567	451
1929	70-84	4.96	154	82	5	9	1390.1	1641	928	766	73	28	646	467
1930	75-79	4.70	154	68	4	17	1351.2	1507	833	706	86	33	570	574
1931	61-93	4.59	154	86	5	6	1384.1	1549	836	706	79	27	597	511
1932	76-75	4.30	151	67	9	17	1362.2	1421	787	651	89	31	592	521
1933	75-79	3.95	154	69	6	17	1398.0	1415	733	613	84	23	561	575
1934	101-53	4.06	154	74	13	14	1370.2	1467	708	618	86	13	488	640
1935	93-58	3.82	151	87	16	11	1364.0	1440	665	579	78	30	522	584
1936	83-71	5.00	154	76	13	13	1360.0	1568	871	755	100	20	562	526
1937	89-65	4.87	154	70	6	11	1378.0	1521	841	746	102	24	635	485
1938	84-70	4.79	154	75	3	11	1348.1	1532	795	717	110	14	608	435
1939	81-73	4.29	154	64	8	16	1367.1	1430	762	652	104	18	574	633
1940	90-64	4.01	154	59	10	23	1375.1	1425	717	613	102	17	570	752
1941	75-79	4.18	154	52	8	16	1381.2	1399	743	641	80	13	645	697
1942	73-81	3.13	154	65	12	14	1399.1	1321	587	487	60	23	598	671
1943	78-76	3.00	154	67	18	20	1411.2	1226	560	471	51	14	549	706
1944	88-66	3.09	154	87	20	8	1400.0	1373	581	480	39	22	452	568

TIGERS YEAR-BY-YEAR STATISTICS



Year	W-L	ERA	G	CG	SHO	SV	IP	H	R	ER	HR	HB	BB	SO
1945	88-65	2.99	153	78	19	16	1393.2	1305	565	463	48	23	538	588
1946	92-62	3.22	154	94	18	15	1402.0	1277	567	501	97	11	497	896
1947	85-69	3.57	154	77	15	18	1398.2	1382	642	555	79	16	531	648
1948	78-76	4.15	154	60	5	22	1377.0	1367	726	635	92	15	589	678
1949	87-67	3.77	154	70	19	12	1393.2	1338	655	584	102	18	628	631
1950	95-59	4.12	154	72	9	20	1407.1	1444	713	645	141	31	553	576
1951	73-81	4.29	154	51	8	17	1384.0	1385	741	660	102	40	602	597
1952	50-104	4.25	154	51	10	14	1388.1	1394	738	656	111	25	591	702
1953	60-94	5.25	154	50	2	16	1415.0	1633	923	826	154	41	585	645
1954	68-86	3.81	154	58	13	13	1383.0	1375	664	585	138	38	506	603
1955	79-75	3.79	154	66	16	12	1380.1	1381	658	582	126	32	517	629
1956	82-72	4.06	154	62	10	15	1379.0	1389	699	622	140	44	655	788
1957	78-76	3.56	154	52	9	21	1417.2	1330	614	560	147	43	505	756
1958	77-77	3.59	154	59	8	19	1357.1	1294	606	542	133	42	437	797
1959	76-78	4.20	154	53	9	24	1360.0	1327	732	635	177	45	432	829
1960	71-83	3.64	154	40	7	25	1405.2	1336	644	568	141	47	474	824
1961	101-61	3.55	162	62	12	30	1459.1	1404	671	575	170	29	469	836
1962	85-76	3.81	161	46	8	35	1443.2	1452	692	611	169	32	503	873
1963	79-83	3.90	162	42	7	28	1456.1	1407	703	631	195	48	477	930
1964	85-77	3.84	162	35	11	35	1453.0	1343	678	620	164	53	536	993
1965	89-73	3.35	162	45	14	31	1455.0	1283	602	542	137	47	509	1069
1966	88-74	3.85	162	36	11	38	1454.1	1356	698	622	185	42	520	1026
1967	91-71	3.32	162	46	17	40	1443.2	1230	587	532	151	37	472	1038
1968	103-59	2.71	162	59	19	29	1489.2	1180	492	449	129	32	486	1115
1969	90-72	3.31	162	55	20	28	1455.1	1250	601	536	128	34	586	1032
1970	79-83	4.09	162	33	9	39	1447.1	1443	731	658	153	35	623	1045
1971	91-71	3.63	162	53	11	32	1468.1	1355	645	593	126	49	609	1000
1972	86-70	2.96	156	46	11	33	1388.1	1212	514	457	101	47	465	952
1973	85-77	3.90	162	39	11	46	1447.2	1468	674	627	154	30	493	911
1974	72-90	4.16	162	54	7	15	1455.2	1443	768	673	148	36	621	869
1975	57-102	4.27	159	52	10	17	1396.0	1496	786	663	137	30	533	787
1976	74-87	3.87	161	55	12	20	1431.1	1426	709	616	101	30	550	738
1977	74-88	4.13	162	44	3	23	1457.0	1526	751	669	162	23	470	784
1978	86-76	3.64	162	60	12	21	1455.2	1441	653	589	135	36	503	684
1979	84-76	4.27	161	25	5	37	1423.1	1429	738	676	167	48	547	802
1980	84-78	4.25	162	40	9	30	1467.1	1505	757	693	152	27	558	741
1981	60-49	3.53	109	33	13	22	969.1	840	404	380	83	27	373	476
1982	83-79	3.80	162	45	5	27	1451.0	1371	685	613	172	23	554	740
1983	92-70	3.80	162	42	9	28	1451.0	1318	679	613	170	29	522	875
1984	104-58	3.49	162	19	8	51	1464.0	1358	643	568	130	30	489	914
1985	84-77	3.78	161	31	11	40	1456.0	1313	688	612	141	23	556	943
1986	87-75	4.02	162	33	12	38	1443.2	1374	714	645	183	30	571	880
1987	98-64	4.02	162	33	10	31	1456.0	1430	735	651	180	33	563	976
1988	88-74	3.71	162	34	8	36	1445.2	1361	658	596	150	32	497	890
1989	59-103	4.53	162	24	4	26	1427.1	1514	816	719	150	43	652	831
1990	79-83	4.39	162	15	12	45	1430.1	1401	754	697	154	45	661	856
1991	84-78	4.51	162	18	8	38	1450.1	1570	794	726	148	24	593	739
1992	75-87	4.60	162	10	4	36	1435.2	1534	794	736	155	29	564	693
1993	85-77	4.65	162	11	7	36	1436.2	1547	837	742	188	48	542	828
1994	53-62	5.38	115	15	1	20	1018.0	1139	671	609	148	25	449	560
1995	60-84	5.49	144	5	3	38	1275.0	1509	844	778	170	45	536	729
1996	53-109	6.38	162	10	4	22	1432.2	1699	1103	1015	241	80	784	957
1997	79-83	4.56	162	13	8	42	1445.2	1476	790	732	178	43	552	982
1998	65-97	4.93	162	9	4	32	1446.1	1551	863	792	185	40	595	947
1999	69-92	5.17	161	4	6	33	1421.0	1528	882	817	209	70	583	976
2000	79-83	4.71	162	6	6	44	1443.1	1583	827	755	177	47	496	978
2001	66-96	5.01	162	16	2	34	1429.1	1624	876	795	180	73	553	859
2002	55-106	4.92	161	11	7	33	1414.0	1593	864	773	163	62	463	794
2003	43-119	5.30	162	3	5	27	1438.2	1616	928	847	195	56	557	764
2004	72-90	4.93	162	7	9	35	1439.2	1542	844	788	190	54	530	995
2005	71-91	4.51	162	7	2	37	1435.2	1504	787	719	193	51	461	907
2006	95-67	3.84	162	3	16	46	1448.0	1420	675	618	160	53	489	1003
2007	88-74	4.57	162	1	9	44	1447.1	1498	797	735	174	68	566	1047
2008	74-88	4.90	162	1	2	34	1445.0	1541	857	786	172	68	644	991
2009	86-77	4.29	163	4	9	42	1447.0	1449	745	690	182	41	594	1102
2010	81-81	4.30	162	6	5	32	1444.1	1445	743	690	142	65	537	1056

TIGERS HISTORY

RETIRED TIGERS UNIFORM NUMBERS

Player	Uniform No.	Date No. Retired	Tigers Career	Hall of Fame
Al Kaline	6	August 17, 1980	1953-74	1980
Charlie Gehringer	2	June 12, 1983	1924-42	1949
Hank Greenberg	5	June 12, 1983	1930-46	1956
Hal Newhouser	16	July 27, 1997	1939-53	1992
Willie Horton	23	July 15, 2000	1963-77	



YEARLY TIGERS BATTING LEADERS

Year	Batting Average		Runs Scored		Hits		Doubles		Triples		Home Runs	
1901	Elberfeld	.308	Barrett	110	Barrett	159	Holmes	28	Gleason	12	Barrett	4
1902	Barrett	.303	Barrett	93	Barrett	154	Barrett	19	Harley	8	Holmes	4
1903	Crawford	.332	Barrett	95	Crawford	181	Carr	23	Crawford	*25	Barrett	4
1904	Barrett	.268	Barrett	83	Barrett	167	Crawford	23	Crawford	22	Crawford	4
1905	Crawford	.297	Crawford	73	Crawford	171	Crawford	38	Crawford	10	Hickman	2
1906	Crawford	.295	Crawford	65	Crawford	166	Crawford	25	Crawford	16	McIntyre	2
1907	Cobb	*.350	Crawford	*102	Cobb	*212	Crawford	34	Crawford	17	Crawford	6
1908	Cobb	*.324	McIntyre	*105	Cobb	*188	Cobb	*36	Cobb	*20	Coughlin	2
1909	Cobb	*.377	Cobb	*116	Cobb	*216	Crawford	*35	Crawford	14	O'Leary	2
1910	Cobb	*.385	Cobb	*106	Cobb	196	Cobb	36	Crawford	*19	Schaefer	2
1911	Cobb	*.420	Cobb	*147	Cobb	*248	Cobb	*47	Cobb	*24	Cobb	5
1912	Cobb	*.410	Cobb	119	Cobb	*227	Cobb	30	Crawford	23	Cobb	*7
1913	Cobb	*.390	Bush	98	Crawford	193	Crawford	30	Crawford	*23	Cobb	8
1914	Cobb	*.368	Bush	97	Crawford	183	Burns	22	Crawford	*26	Crawford	9
1915	Cobb	*.369	Cobb	*144	Cobb	*208	Cobb	22	Crawford	*19	Burns	8
1916	Cobb	.371	Cobb	*113	Cobb	201	Veach	33	Veach	15	Cobb	5
1917	Cobb	*.383	Bush	*112	Cobb	*225	Cobb	*44	Cobb	*23	Veach	8
1918	Cobb	*.382	Cobb	83	Cobb	161	Veach	21	Cobb	*14	Heilmann	5
1919	Cobb	*.384	Cobb	92	Cobb	^191	Veach	*45	Veach	*17	Heilmann	8
1920	Cobb	.334	Veach	92	Veach	188	Veach	39	Veach	15	Heilmann	11
1921	Heilmann	*.394	Cobb	124	Heilmann	*237	Heilmann	43	Cobb	16	Heilmann	19
1922	Cobb	.401	Blue	131	Cobb	211	Veach	43	Cobb	16	Heilmann	21
1923	Heilmann	*.403	Heilmann	121	Heilmann	211	Heilmann	44	Heilmann	11	Heilmann	18
1924	Heilmann	.346	Cobb	115	Cobb	211	Heilmann	^45	Heilmann	16	Rigney	11
1925	Heilmann	*.393	Wingo	104	Heilmann	225	Heilmann	40	Cobb	12	Heilmann	10
1926	Manush	*.378	Manush	95	Manush	188	O'Rourke	40	Cobb	12	Heilmann	13
1927	Heilmann	*.398	Gehring	110	Heilmann	201	Heilmann	41	Gehring	17	Manush	14
1928	Heilmann	.328	Gehring	108	Gehring	193	Heilmann	50	Manush	18	Heilmann	14
1929	Heilmann	.344	Gehring	*131	Alexander	^215	Gehring	38	Gehring	16	Heilmann	14
1930	Gehring	.330	Gehring	144	Gehring	201	Gehring	^45	Gehring	*19	Alexander	25
1931	Stone	.327	Johnson	107	Stone	191	Johnson	47	Johnson	*19	Stone	20
1932	Walker	.323	Gehring	112	Gehring	184	Gehring	44	Davis	13	Gehring	10
1933	Gehring	.325	Gehring	103	Gehring	204	Gehring	42	Fox	13	Gehring	19
1934	Gehring	.356	Gehring	*134	Gehring	*214	Rogell	42	Gehring	12	Greenberg	12
1935	Gehring	.330	Gehring	123	Greenberg	203	Greenberg	*63	Owen	9	Greenberg	26
1936	Gehring	.354	Gehring	144	Gehring	227	Gehring	46	Greenberg	16	Greenberg	^36
1937	Gehring	*.371	Greenberg	137	Walker	213	Greenberg	*60	Gehring	12	Goslin	24
1938	Greenberg	.315	Greenberg	*144	Fox	186	Fox	49	Greenberg	14	Greenberg	40
1939	Gehring	.325	McCosky	120	McCosky	190	Greenberg	35	Fox	10	Greenberg	*58
1940	Greenberg	.340	Greenberg	129	McCosky	^200	Greenberg	42	McCosky	14	Greenberg	33
1941	McCosky	.324	York	91	Higgins	161	York	*50	McCosky	*19	Greenberg	*41
1942	McCosky	.293	York	81	McCosky	176	Higgins	29	Campbell	10	York	27
1943	Wakefield	.316	Wakefield	91	Wakefield	*200	Wakefield	34	McCosky	11	York	21
1944	Higgins	.297	Higgins	79	Cramer	169	Higgins	*38	York	11	York	*34
1945	Mayo	.285	Cullenbine	80	York	157	Cullenbine	32	Cramer	9	York	18
1946	Kell	.327	Lake	105	Lake	149	Greenberg	27	Cramer	8	Cullenbine	18
1947	Kell	.320	Lake	96	Kell	188	Kell	29	Kell	9	Greenberg	*44
1948	Evers	.314	Mullin	91	Evers	169	Evers	29	Lake	6	Cullenbine	24
1949	Kell	*.343	Kell	97	Wertz	185	Kell	29	Mullin	6	Mullin	23
1950	Kell	.340	Kell	114	Kell	*218	Kell	33	Mullin	11	Wertz	27
1951	Kell	.319	Kell	92	Kell	*191	Kell	38	Kell	9	Wertz	20
1952	Groth	.284	Dropo	56	Groth	149	Priddy	*56	Evers	^11	Wertz	27
1953	Kuenn	.308	Groth	56	Kuenn	209	Kuenn	^36	Mullin	6	Priddy	6
1954	Kuenn	.306	Kuenn	81	Kuenn	^201	Kuenn	23	Mullin	5	Dropo	23
1955	Kaline	*.340	Kaline	121	Kaline	*200	Kuenn	33	Kuenn	7	Boone	22
1956	Kuenn	.332	Kaline	96	Kuenn	*196	Kaline	28	Tuttle	11	Boone	20
			Kuenn	96			Kuenn	*38	Kaline	8	Kaline	27
			Maxwell	96			Kuenn	32	Kaline	10	Maxwell	28

YEARLY TIGERS BATTING LEADERS



Year	Batting Average		Runs Scored		Hits		Doubles		Triples		Home Runs	
1957	Kaline	.295	Kaline	83	Kuenn	173	Kuenn	30	Bolling	6	Maxwell	24
1958	Kuenn	.319	Bolling	91	Kuenn	179	Kuenn	*39	Harris	8	Harris	20
1959	Kuenn	*.353	Yost	*115	Kuenn	*198	Kuenn	*42	Kuenn	7	Maxwell	31
1960	Kaline	.278	Yost	78	Kaline	153	Kaline	29	Maxwell	5	Colavito	35
1961	Cash	*.361	Colavito	129	Cash	*193	Kaline	*41	Wood	*14	Colavito	45
1962	Bruton	.278	Cash	94	Colavito	164	Colavito	30	Kaline	6	Cash	39
1963	Kaline	.312	Colavito	91	Kaline	172	Colavito	29	Bruton	8	Kaline	27
1964	Freehan	.300	McAuliffe	85	Lumpe	160	Kaline	31	Freehan	8	McAuliffe	24
1965	Horton	.273	Wert	81	Wert	159	Cash	23	McAuliffe	6	Cash	30
1966	Kaline	.288	Cash	98	Cash	168	Kaline	29	McAuliffe	8	Cash	32
1967	Kaline	.308	Kaline	94	Freehan	146	Kaline	28	McAuliffe	7	Kaline	25
1968	Horton	.285	McAuliffe	*95	Northrup	153	Northrup	29	McAuliffe	10	Horton	36
1969	Northrup	.295	Cash	81	Northrup	160	Northrup	31	McAuliffe	5	Horton	28
									Northrup	5		
1970	Kaline	.278	Stanley	83	Stanley	143	Kaline	24	Stanley	11	Northrup	24
1971	Kaline	.294	Cash	72	Rodriguez	153	Rodriguez	30	Rodriguez	7	Cash	32
			Northrup	72								
1972	Northrup	.261	Rodriguez	65	Rodriguez	142	Rodriguez	23	Stanley	6	Cash	22
1973	Stanley	.244	Stanley	81	Stanley	147	Rodriguez	27	Northrup	7	Cash	19
1974	Freehan	.297	Kaline	71	Sutherland	157	Kaline	28	Freehan	5	Freehan	18
									Rodriguez	5		
1975	Horton	.275	LeFlore	66	Horton	169	Rodriguez	20	LeFlore	6	Horton	25
									Rodriguez	6		
1976	LeFlore	.316	LeFlore	93	Staub	176	Staub	28	LeFlore	8	Thompson	17
1977	LeFlore	.325	LeFlore	100	LeFlore	212	Staub	34	Fuentes	10	Thompson	31
									LeFlore	10		
1978	LeFlore	.297	LeFlore	*126	LeFlore	198	LeFlore	30	Whitaker	7	Thompson	26
									Staub	30		
1979	Kemp	.318	LeFlore	110	LeFlore	180	Kemp	26	LeFlore	10	Kemp	26
									Parrish	26		
1980	Trammell	.300	Trammell	107	Trammell	168	Parrish	34	Brookens	9	Parrish	24
1981	Kemp	.277	Kemp	52	Kemp	103	Kemp	18	Cowens	4	Parrish	10
			Trammell	52			Parrish	18	Kemp	4		
									Whitaker	4		
1982	Herndon	.292	Herndon	92	Herndon	179	Trammell	34	Herndon	13	Parrish	32
1983	Whitaker	.320	Whitaker	94	Whitaker	206	Parrish	42	Gibson	9	Parrish	27
									Herndon	9		
1984	Trammell	.314	Gibson	92	Trammell	174	Lemon	34	Gibson	10	Parrish	33
									Trammell	34		
1985	Gibson	.287	Whitaker	102	Whitaker	170	Gibson	37	Whitaker	8	Evans	*40
1986	Trammell	.277	Trammell	107	Trammell	159	Trammell	33	Trammell	7	Evans	29
1987	Trammell	.343	Whitaker	110	Trammell	205	Whitaker	38	Whitaker	6	Evans	34
1988	Trammell	.311	Trammell	73	Trammell	145	Lemon	29	Brookens	5	Evans	22
									Sheridan	5		
1989	Pettis	.257	Pettis	77	Whitaker	128	Whitaker	21	Pettis	6	Whitaker	28
			Whitaker	77								
1990	Trammell	.304	Fielder	104	Trammell	170	Trammell	37	Moseby	5	Fielder	*51
									Phillips	5		
1991	Phillips	.284	Fielder	102	Fielder	163	Fryman	36	Cuyler	7	Fielder	*44
1992	Whitaker	.278	Phillips	*114	Fryman	175	Phillips	32	Fryman	4	Fielder	35
1993	Phillips	.313	Phillips	113	Fryman	182	Fryman	37	Cuyler	7	Tettleton	32
1994	Whitaker	.301	Phillips	91	Phillips	123	Fryman	34	Fryman	5	Fielder	28
									Samuel	5		
1995	Fryman	.275	Curtis	96	Curtis	157	Curtis	29	Fryman	5	Fielder	31
									Higginson	5		
1996	Higginson	.320	Fryman	90	Fryman	165	Higginson	35	Pride	5	Clark	27
1997	Higginson	.299	Hunter	112	Hunter	177	Easley	37	Hunter	7	Clark	32
1998	Clark	.291	Higginson	92	Clark	175	Easley	38	Gonzalez	5	Clark	34
1999	Cruz, D.	.284	Palmer	92	Clark	150	Cruz, D.	35	Polonia	8	Palmer	38
2000	Cruz, D.	.302	Higginson	104	Higginson	179	Cruz, D.	46	Encarnacion	6	Higginson	30
2001	Cedeno	.293	Higginson	84	Cedeno	153	Halter	32	Cedeno	11	Fick	19
2002	Simon	.301	Fick	66	Fick	150	Fick	36	Halter	6	Simon	19
2003	Young	.297	Young	78	Young	167	Young	34	Young	7	Young	29
2004	Rodriguez	.334	Guillen	97	Rodriguez	176	Guillen	37	Guillen	10	Pena	27
2005	Monroe	.277	Inge	75	Inge	161	Rodriguez	33	Inge	9	Young	21
2006	Guillen	.320	Guillen	100	Ordonez	177	Guillen	41	Granderson	9	Monroe	28
2007	Ordonez	*.363	Granderson	122	Ordonez	216	Ordonez	*54	Granderson	*23	Ordonez	28
2008	Ordonez	.317	Granderson	112	Cabrera	180	Cabrera	36	Granderson	*13	Cabrera	*37
2009	Cabrera	.324	Cabrera	96	Cabrera	198	Cabrera	34	Granderson	8	Cabrera	34
2010	Cabrera	.328	Cabrera	111	Jackson	181	Cabrera	45	Jackson	10	Cabrera	38

* Led league; ^Tied for league lead

TIGERS HISTORY



YEARLY TIGERS BATTING LEADERS

Year	RBI	Walks	Strikeouts	Stolen Bases	On-Base %	Slugging %						
1901	Elberfeld	76	Barrett	76	---	Holmes	35	Elberfeld	.397	Elberfeld	.428	
1902	Elberfeld	64	Barrett	74	---	Barrett	24	Barrett	.397	Barrett	.387	
1903	Crawford	89	Barrett	*74	---	Barrett	27	Barrett	*.407	Crawford	.488	
1904	Crawford	73	Barrett	*79	---	Crawford	20	Barrett	.353	Crawford	.352	
1905	Crawford	75	Crawford	50	---	Crawford	22	Crawford	.357	Crawford	.430	
1906	Crawford	72	McIntyre	56	---	Coughlin	31	Crawford	.341	Crawford	.407	
						Schaefer	31					
1907	Cobb	*116	Jones	60	---	Cobb	*49	Cobb	.380	Cobb	*.473	
1908	Cobb	*108	McIntyre	83	---	Schaefer	40	McIntyre	.392	Cobb	*.475	
1909	Cobb	*107	Bush	*88	---	Cobb	*76	Cobb	*.431	Cobb	*.517	
1910	Crawford	*120	Bush	*78	---	Cobb	65	Cobb	*.458	Cobb	*.554	
1911	Cobb	*144	Bush	*98	---	Cobb	*83	Cobb	.467	Cobb	*.621	
1912	Crawford	109	Bush	*117	---	Cobb	61	Cobb	.458	Cobb	*.586	
1913	Crawford	83	Bush	80	Gainer	45	Cobb	51	Cobb	*.467	Cobb	.535
1914	Crawford	*104	Bush	*112	Stange	58	Bush	35	Crawford	.388	Crawford	.483
						Cobb	35					
1915	Crawford	*112	Bush	118	Burns	51	Cobb	*96	Cobb	*.486	Cobb	.487
	Veach	*112	Cobb	118								
1916	Veach	91	Cobb	78	Stange	48	Cobb	*68	Cobb	.452	Cobb	.493
1917	Veach	*103	Bush	80	Heilmann	54	Cobb	*55	Cobb	*.444	Cobb	*.566
1918	Veach	*78	Bush	79	Cunningham	34	Cobb	34	Cobb	*.440	Cobb	*.515
1919	Veach	101	Bush	75	Heilmann	41	Cobb	28	Cobb	.429	Veach	.519
1920	Veach	113	Young	85	Bush	32	Bush	15	Cobb	.416	Veach	.474
					Heilmann	32	Cobb	15				
1921	Heilmann	139	Blue	103	Blue	47	Cobb	22	Cobb	.452	Heilmann	.606
1922	Veach	126	Blue	82	Blue	48	Rigney	17	Cobb	.462	Heilmann	.598
1923	Heilmann	115	Blue	96	Blue	40	Haney	13	Heilmann	.481	Heilmann	.632
					Heilmann	40						
1924	Heilmann	114	Rigney	102	Heilmann	41	Cobb	23	Bassler	.441	Heilmann	.533
1925	Heilmann	134	Blue	83	Tavener	60	Blue	19	Cobb	.468	Cobb	.598
1926	Heilmann	103	Blue	90	Tavener	53	Blue	13	Heilmann	.445	Manush	.564
1927	Heilmann	120	Heilmann	72	Warner	45	Neun	22	Heilmann	.475	Heilmann	.616
1928	Heilmann	107	Gehring	69	Tavener	51	Rice	20	Gehring	.395	Heilmann	.507
1929	Alexander	137	Johnson	67	Alexander	63	Gehring	*27	Heilmann	.412	Alexander	.580
1930	Alexander	135	Gehring	69	Alexander	56	McManus	*23	Gehring	.404	Gehring	.534
1931	Alexander	87	Johnson	72	Johnson	51	Johnson	33	Alexander	.401	Stone	.464
1932	Stone	108	Gehring	68	Stone	64	Walker	30	Gehring	.370	Gehring	.497
1933	Gehring	105	Rogell	79	Greenberg	78	Walker	26	Gehring	.393	Gehring	.468
1934	Greenberg	139	Gehring	99	Greenberg	93	White	28	Gehring	.450	Greenberg	.600
1935	Greenberg	*170	Cochrane	96	Greenberg	91	White	19	Cochrane	.452	Greenberg	.628
1936	Goslin	125	Goslin	85	Goslin	50	Walker	17	Gehring	.431	Gehring	.555
1937	Greenberg	*183	Greenberg	102	Greenberg	101	Walker	23	Gehring	.458	Greenberg	.668
1938	Greenberg	146	Greenberg	*119	Greenberg	92	Fox	16	Greenberg	.438	Greenberg	.683
1939	Greenberg	112	Greenberg	91	Greenberg	*95	Fox	23	Gehring	.423	Greenberg	.622
1940	Greenberg	*150	Gehring	101	York	88	McCosky	13	Greenberg	.433	Greenberg	*.670
1941	York	111	Gehring	95	York	88	McCosky	8	McCosky	.401	Campbell	.457
1942	York	90	York	73	York	71	McCosky	11	McCosky	.365	Harris	.430
1943	York	*118	York	84	Hoover	101	Harris	6	Wakefield	.377	York	*.527
					Hoover	6						
1944	York	98	Higgins	81	York	73	Mayo	9	Higgins	.392	York	.439
1945	Cullenbine	93	Cullenbine	101	York	85	Webb	8	Cullenbine	.397	Cullenbine	.451
1946	Greenberg	*127	Lake	103	Greenberg	88	Lake	15	Greenberg	.373	Greenberg	.604
1947	Kell	93	Cullenbine	137	Mullin	66	Lake	11	Cullenbine	.401	Evers	.435
					Wertz	66						
1948	Evers	103	Mullin	77	Wertz	70	Lipon	4	Mullin	.385	Mullin	.504
1949	Wertz	133	Wertz	80	Wertz	61	Kell	7	Kell	.424	Kell	.467
					Wertz	61	Kolloway	7				
1950	Wertz	123	Groth	95	Priddy	95	Lipon	9	Wertz	.408	Evers	.551
			Priddy	95								
1951	Wertz	94	Wertz	78	Priddy	73	Kell	10	Kell	.386	Wertz	.511
1952	Dropo	70	Ginsberg	51	Dropo	63	Mullin	4	Groth	.348	Dropo	.479
			Groth	51								
1953	Dropo	96	Delsing	66	Dropo	69	Kuenn	6	Delsing	.380	Nieman	.453
1954	Boone	85	Boone	71	Tuttle	60	Kaline	9	Boone	.376	Boone	.466
					Kuenn	9						
1955	Boone	*116	Kaline	82	Kaline	57	Torgeson	9	Kaline	.421	Kaline	.546
1956	Kaline	128	Maxwell	79	Maxwell	74	Kuenn	9	Maxwell	.414	Maxwell	.534
1957	Kaline	90	Maxwell	76	Maxwell	84	Kaline	11	Maxwell	.377	Maxwell	.482
1958	Kaline	85	Maxwell	64	Martin	62	Wilson	10	Kaline	.374	Kaline	.490
1959	Maxwell	95	Yost	*135	Maxwell	91	Kaline	10	Yost	*.435	Kaline	*.530
1960	Colavito	87	Yost	*125	Colavito	80	Kaline	19	Yost	*.414	Colavito	.474
1961	Colavito	140	Cash	124	Wood	141	Wood	30	Cash	*.487	Cash	.662
1962	Colavito	112	Cash	104	Cash	82	Wood	24	Cash	.382	Colavito	.514
1963	Kaline	101	Cash	89	Colavito	78	Wood	18	Cash	.386	Kaline	.514
1964	Cash	83	McAuliffe	77	McAuliffe	96	Wood	14	Kaline	.383	Kaline	.469
1965	Horton	104	Cash	77	Horton	101	Lumpe	7	Cash	.371	Cash	.512
1966	Horton	100	Kaline	81	Horton	103	Wert	6	Kaline	.392	Kaline	.534
1967	Kaline	78	McAuliffe	105	McAuliffe	118	Stanley	9	Kaline	.411	Kaline	.541

YEARLY TIGERS BATTING LEADERS



Year	RBI	Walks	Strikeouts	Stolen Bases	On-Base %	Slugging %						
1968	Northrup	90	McAuliffe	82	Horton	110	McAuliffe	8	Freehan	.366	Horton	.543
1969	Horton	91	Cash	63	Horton	93	Stanley	8	Cash	.368	Northrup	.508
1970	Northrup	80	McAuliffe	101	Northrup	68	Stanley	10	Kaline	.377	Northrup	.458
1971	Cash	91	Kaline	82	Rodriguez	93	Northrup	7	Cash	.372	Cash	.531
1972	Cash	61	McAuliffe	59	Rodriguez	104	Taylor	5	Cash	.338	Cash	.445
1973	Rodriguez	58	Brown	52	Rodriguez	85	Taylor	9	Stanley	.297	Stanley	.384
1974	Kaline	64	Kaline	65	Kaline	75	LeFlore	23	Freehan	.361	Freehan	.479
1975	Horton	92	Sutherland	45	LeFlore	139	LeFlore	28	Sutherland	.321	Horton	.421
1976	Staub	96	Staub	83	LeFlore	111	LeFlore	58	Staub	.386	Staub	.433
1977	Thompson	105	Thompson	73	LeFlore	121	LeFlore	39	LeFlore	.363	Thompson	.487
1978	Staub	121	Kemp	97	LeFlore	104	LeFlore	*68	Kemp	.379	Thompson	.472
1979	Kemp	105	Whitaker	78	Parrish	105	LeFlore	78	Kemp	.398	Kemp	.543
1980	Kemp	101	Whitaker	73	Parrish	109	Brookens Peters	13 13	Kemp	.376	Parrish	.499
1981	Kemp	49	Kemp	70	Gibson	64	Gibson	17	Kemp	.389	Kemp	.419
1982	Herndon	88	Lemon	56	Parrish	99	Trammell	19	Lemon	.368	Parrish	.529
1983	Parrish	114	Whitaker	67	Parrish	106	Trammell	30	Trammell	.385	Parrish	.483
1984	Parrish	98	Evans	77	Parrish	120	Gibson	29	Trammell	.382	Gibson	.516
1985	Parrish	98	Evans	85	Gibson	137	Gibson	30	Gibson	.364	Evans	.519
1986	Coles	86	Evans	91	Gibson	107	Gibson	34	Gibson	.371	Gibson	.492
1987	Gibson	86	Evans	100	Gibson	117	Gibson	26	Trammell	.402	Trammell	.551
1988	Trammell	69	Evans	84	Evans	89	Pettis	44	Trammell	.373	Trammell	.464
1989	Whitaker	85	Whitaker	89	Pettis	106	Pettis	43	Pettis	.375	Whitaker	.462
1990	Felder	*132	Phillips	99	Felder	*182	Phillips	19	Felder	.377	Felder	*.592
1991	Felder	*133	Tettleton	101	Deer	*175	Cuyler	41	Whitaker	.391	Felder	.513
1992	Felder	*124	Tettleton	*122	Felder	151	Pettis	13	Phillips	.387	Tettleton	.469
1993	Felder	117	Phillips	*132	Tettleton	139	Phillips	16	Phillips	.443	Tettleton	.492
1994	Felder	90	Tettleton	97	Fryman	*128	Phillips	13	Tettleton	.419	Gibson	.548
1995	Felder	82	Felder	75	Felder	116	Curtis	27	Curtis	.349	Felder	.472
1996	Fryman	100	Higginson	65	Nieves	158	Bartee	20	Higginson	.404	Higginson	.577
1997	Clark	117	Clark	93	Nieves	157	Hunter	*74	Higginson	.379	Higginson	.520
1998	Clark	103	Clark	63	Clark	128	Hunter	42	Clark	.358	Clark	.522
1999	Palmer	100	Higginson Clark Higginson	63 64 64	Palmer	153	Encarnacion	33	Ausmus	.365	Palmer	.518
2000	Higginson Palmer	102 102	Higginson	74	Palmer	146	Encarnacion	16	Higginson	.377	Higginson	.538
2001	Clark	75	Higginson	80	Clark	108	Cedeno	55	Higginson	.367	Halter	.467
2002	Simon	82	Fick	46	Inge	101	Lombard	13	Higginson	.345	Simon	.459
2003	Young	85	Higginson	59	Young	130	Sanchez	44	Young	.372	Young	.537
2004	Guillen	97	Higginson Pena	70 70	Pena	146	Sanchez	19	Rodriguez	.383	Guillen	.542
2005	Monroe	89	Inge	63	Inge	140	Logan	23	Inge	.330	Young	.471
2006	Ordonez	104	Guillen	71	Granderson	*174	Guillen	20	Guillen	.400	Guillen	.519
2007	Ordonez	139	Sheffield	84	Inge	150	Granderson	26	Ordonez	.434	Ordonez	.595
2008	Cabrera	127	Granderson	71	Cabrera	126	Granderson	12	Ordonez	.376	Cabrera	.537
2009	Cabrera	103	Granderson	72	Inge	170	Granderson	20	Cabrera	.396	Cabrera	.547
2010	Cabrera	*126	Cabrera	89	Jackson	170	Jackson	27	Cabrera	*.420	Cabrera	.622

* Led league; ^Tied for league lead

COMERICA PARK FIRSTS

FIRST PITCH: April 11, 2000 -- 1:18 p.m. (Brian Moehler, strike to Seattle's Mark McLemore with umpire Rick Reed behind the plate)

FIRST HIT: April 11, 2000 -- Seattle's John Olerud, double, top of first off of Brian Moehler

FIRST SINGLE: April 11, 2000 -- Gregg Jefferies, bottom of first off of Seattle's Freddy Garcia

FIRST DOUBLE: April 11, 2000 -- Seattle's John Olerud, top of first off of Brian Moehler

FIRST TRIPLE: April 11, 2000 -- Luis Polonia, bottom of first off of Seattle's Freddy Garcia

FIRST HOME RUN: April 14, 2000 -- Juan Gonzalez, bottom of third off Tampa Bay's Ryan Rupe

With Gonzalez's three-run shot, it marked the longest stretch without a home run of any new ballpark opened since 1989

FIRST RBI: April 11, 2000 -- Gregg Jefferies, bottom of first

FIRST STOLEN BASE: April 12, 2000 -- Seattle's Mark McLemore off Dave Mlicki/Brad Ausmus, 2nd base

FIRST SHUTOUT: April 12, 2000 -- Seattle's Aaron Sele, 4-0

FIRST GRAND SLAM: April 19, 2000 Boston's Trot Nixon, top of the 6th off Jim Poole

FIRST TIGERS GRAND SLAM: June 27, 2000 -- Dean Palmer, bottom of fifth off New York's David Cone

FIRST INSIDE-THE-PARK HOME RUN: September 2, 2000 -- Juan Gonzalez, bottom of the first off Texas' Kenny Rogers



YEARLY TIGERS PITCHING LEADERS

Year	Wins	Losses	Winning %	ERA	Appearances	Innings Pitched		
1901	Miller	23	Cronin Siever	15 15	Miller .639	Yeager 2.61	Miller 38 Siever 38	332.0
1902	Mercer	15	Mercer	18	Mercer .455	Siever 2.61	Mercer 35 Mullin 35	281.2
1903	Mullin	18	Donovan Kitson	16 16	Mullin .545	Mullin 2.25	Mullin 41	320.2
1904	Donovan Mullin	17 17	Mullin	23	Donovan .515	Mullin 2.40	Mullin 45	382.1
1905	Killian	23	Mullin	21	Killian .622	Killian 2.27	Mullin 44	*347.2
1906	Mullin	21	Mullin	18	Killian .625	Siever 2.71	Mullin 40	330.0
1907	Donovan Killian	25 25	Mullin	20	Donovan *.862	Killian 1.78	Mullin 46	357.1
1908	Summers	24	Mullin	13	Donovan .720	Summers 1.64	Summers 40	301.0
1909	Mullin	*29	Willet	10	Mullin *.784	Killian 1.71	Willet 41	303.2
1910	Mullin	21	Mullin Summers	12 12	Donovan .708	Willet 2.37	Mullin 38	289.0
1911	Mullin	18	Willet	14	Works .688	Mullin 3.07	Willet 38	234.1
1912	Dubuc Willet	17 17	Mullin	17	Dubuc .630	Dubuc 2.77	Dubuc 37 Willet 37	284.1
1913	Dubuc	15	Dubuc	14	Lake .533	Dauss 2.48	Dubuc 36	242.2
1914	Coveleski	22	Dauss	15	Coveleski .647	Coveleski 2.49	Dauss 45	303.1
1915	Dauss	24	Coveleski Dauss	13 13	Boland .650	Coveleski 2.45	Coveleski ^50	312.2
1916	Coveleski	21	Dauss James	12 12	Coveleski .656	Coveleski 1.97	Boland 46	324.1
1917	Dauss	17	Ehmke	15	Mitchell .600	James 2.09	Cunningham 44	270.2
1918	Boland	14	Dauss	16	Boland .583	Boland 2.65	Dauss 33	249.2
1919	Dauss	21	Boland	16	Dauss .700	Leonard 2.77	Boland 35	256.1
1920	Ehmke	15	Dauss	21	Ehmke .455	Ehmke 3.29	Ayers 46	270.1
1921	Ehmke	13	Dauss	15	Ehmke .481	Leonard 3.75	Oldham 40	245.0
1922	Pillette	19	Ehmke	17	Pillette .613	Pillette 2.85	Ehmke 45	279.2
1923	Dauss	21	Pillette	^19	Cole .722	Dauss 3.62	Cole 52	316.0
1924	Whitehill	17	Dauss Stoner	11 11	Holloway .700	Collins 3.21	Holloway 49	233.0
1925	Dauss	16	Collins Dauss Whitehill	11 11 11	Holloway .765	Dauss 3.16	Doyle 45	239.1
1926	Whitehill	16	Whitehill	13	Dauss .667	Gibson 3.48	Holloway 36 Wells 36	252.1
1927	Whitehill	16	Whitehill	14	Collins .650	Whitehill 3.36	Whitehill 41	236.0
1928	Carroll	16	Whitehill	16	Carroll .571	Carroll 3.27	Smith 39	231.0
1929	Uhle	15	Carroll	17	Uhle .577	Uhle 4.08	Whitehill 38	249.0
1930	Whitehill	17	Whitehill	13	Sorrell .593	Uhle 3.65	Sullivan 40	239.0
1931	Sorrell Whitehill	13 13	Bridges Whitehill	16 16	Sorrell .481	Uhle 3.50	Bridges 35 Herring 35 Sorrell 35	271.1
1932	Whitehill	16	Sorrell	14	Whitehill .571	Bridges 3.36	Hogsett 47	244.0
1933	Marberry	16	Fischer Sorrell	15 15	Marberry .593	Bridges 3.09	Hogsett 45	238.1
1934	Rowe	24	Bridges	11	Rowe .750	Auker 3.42	Rowe 45	275.0
1935	Bridges	21	Rowe	13	Auker *.720	Bridges 3.51	Rowe 42	275.2
1936	Bridges	*23	Auker	16	Bridges .676	Bridges 3.60	Lawson 41 Rowe 41	294.2
1937	Lawson	18	Bridges	12	Gill .733	Auker 3.88	Auker 39	252.2
1938	Bridges	13	Auker	10	Eisenstat .600	Gill 4.12	Coffman 39	190.1
1939	Bridges Newsom	17 17	Rowe	12	Bridges .708	Newsom 3.37	Benton 37	246.0
1940	Newsom	21	Benton	10	Rowe *.842	Newsom 2.83	Benton 42	264.0
1941	Benton	15	Newsom	*20	Benton .714	Bridges 3.41	Newsom 43	250.1
1942	Trucks	14	Trout	18	Trucks .636	Newhouser 2.45	Newhouser 38	226.2
1943	Trout	^20	Newhouser	17	Bridges .632	Bridges 2.39	Trout 44	246.2
1944	Newhouser	*29	Gentry Gorsica Trout	14 14 14	Newhouser .763	Trout *2.12	Trout 49	*352.1
1945	Newhouser	*25	Trout	15	Newhouser .735	Newhouser *1.81	Trout 41	*313.1
1946	Newhouser	^26	Trout	13	Newhouser .743	Newhouser *1.94	Trout 38	292.2
1947	Hutchinson	18	Newhouser	*17	Overmire .688	Newhouser 2.87	Newhouser 40	285.0
1948	Newhouser	*21	Houtteman	16	Newhouser .636	Newhouser 3.01	Houtteman 43 Trucks 43	272.1
1949	Trucks	19	Newhouser Trucks	11 11	Hutchinson .682	Trucks 2.81	Trucks 41	292.0
1950	Houtteman	19	Newhouser	13	Trout .722	Houtteman 3.54	White 42	274.2
1951	Trucks	13	Gray Trout	^14 ^14	Trucks .619	Hutchinson 3.68	Trout 42	197.1
1952	Gray	12	Houtteman	*20	Newhouser .500	Trucks 3.97	White 41	224.0
1953	Garver	11	Gray	15	Garver .500	Garver 4.45	Herbert 43	198.1
1954	Gromek	18	Gromek	16	Garver .560	Gromek 2.74	Herbert 42	252.2
1955	Hoelt	16	Garver	16	Hoelt .696	Hoelt 2.99	Aber 39	235.0

YEARLY TIGERS PITCHING LEADERS



Year	Wins	Losses	Winning %	ERA	Appearances	Innings Pitched						
1956	Lary	*21	Hoeft	14	Lary	.618	Lary	3.15	Foytack	43	Lary	*294.0
1957	Bunning	^20	Lary	16	Bunning	.714	Bunning	2.69	Bunning	45	Bunning	*267.1
									Maas	45		
1958	Lary	16	Lary	15	Bunning	.538	Lary	2.90	Aguirre	44	Lary	*260.1
1959	Bunning	17	Foytack	14	Mossi	.654	Mossi	3.36	Morgan	46	Bunning	249.2
	Lary	17										
	Mossi	17										
1960	Lary	15	Lary	15	Mossi	.529	Bunning	2.79	Sisler	41	Lary	*274.1
1961	Lary	23	Bunning	11	Lary	.719	Mossi	2.96	Aguirre	45	Lary	275.1
1962	Bunning	19	Mossi	13	Aguirre	.667	Aguirre	*2.21	Nischwitz	48	Bunning	258.0
1963	Regan	15	Aguirre	15	Regan	.625	Aguirre	3.67	Fox	46	Bunning	248.1
1964	Wickersham	19	Wickersham	12	Lolich	.667	Lolich	3.26	Lolich	44	Wickersham	254.0
1965	McLain	16	Wickersham	14	McLain	.727	McLain	2.61	Gladding	46	Lolich	243.2
1966	McLain	20	Lolich	14	Wilson	.684	Wilson	2.59	Sherry	55	McLain	264.1
			McLain	14								
1967	Wilson	22	McLain	16	Wilson	.667	Lolich	3.04	Gladding	42	Wilson	264.0
1968	McLain	*31	Wilson	12	McLain	*.838	McLain	1.96	Dobson	47	McLain	*336.0
1969	McLain	*24	Lolich	11	McLain	.727	McLain	2.80	Dobson	49	McLain	*325.0
1970	Lolich	14	Lolich	*19	Cain	.632	Lolich	3.80	Timmerman	61	Lolich	272.2
1971	Lolich	*25	Lolich	14	Coleman	.690	Lolich	2.92	Scherman	69	Lolich	*376.0
1972	Lolich	22	Coleman	14	Lolich	.611	Lolich	2.50	Seelbach	61	Lolich	327.1
			Lolich	14								
			Lolich	15								
1973	Coleman	23	Coleman	15	Hiller	.667	Coleman	3.53	Hiller	65	Lolich	308.2
			Lolich	15								
1974	Hiller	17	Lolich	*21	Coleman	.538	Lolich	4.15	Hiller	59	Lolich	308.0
1975	Lolich	12	Coleman	18	Ruhle	.478	Lolich	3.78	Hiller	36	Lolich	240.2
			Lolich	18					Walker	36		
1976	Fidrych	19	Roberts	17	Fidrych	.679	Fidrych	*2.34	Hiller	56	Roberts	252.0
1977	Rozema	15	Arroyo	18	Rozema	.682	Rozema	3.09	Hiller	45	Rozema	218.1
1978	Slaton	17	Rozema	12	Billingham	.652	Rozema	3.14	Hiller	51	Slaton	233.2
			Wilcox	12								
1979	Morris	17	Wilcox	10	Morris	.708	Morris	3.28	Lopez	61	Morris	197.2
1980	Morris	16	Morris	15	Lopez	.684	Petry	3.94	Lopez	67	Morris	250.0
1981	Morris	14	Petry	9	Morris	.667	Petry	3.00	Saucier	38	Morris	198.0
			Wilcox	9								
1982	Morris	17	Morris	16	Petry	.625	Petry	3.22	Tobik	51	Morris	266.1
1983	Morris	20	Morris	13	Petry	.633	Morris	3.34	Lopez	57	Morris	*293.2
1984	Morris	19	Morris	11	Petry	.692	Petry	3.24	Hernandez	80	Morris	240.1
1985	Morris	16	Petry	13	Terrell	.600	Morris	3.33	Hernandez	74	Morris	257.0
1986	Morris	21	Terrell	12	King	.733	Morris	3.27	Hernandez	64	Morris	267.0
1987	Morris	18	Morris	11	Terrell	.630	Morris	3.38	Henneman	55	Morris	266.0
									King	55		
1988	Morris	15	Terrell	16	Robinson	.684	Robinson	2.98	Henneman	65	Morris	235.0
1989	Henneman	11	Alexander	*18	Henneman	.733	Tanana	3.58	Henneman	60	Tanana	223.2
1990	Morris	15	Morris	18	Tanana	.529	Morris	4.51	Henneman	69	Morris	249.2
1991	Gullickson	20	Terrell	14	Gullickson	.690	Tanana	3.77	Gibson	68	Gullickson	226.1
1992	Gullickson	14	Gullickson	13	Tanana	.542	Gullickson	4.34	Munoz	65	Gullickson	221.2
1993	Doherty	14	Doherty	11	Gullickson	.591	Wells	4.19	MacDonald	68	Moore	213.2
					Moore	.591						
1994	Moore	11	Belcher	15	Boever	.818	Moore	5.42	Boever	46	Belcher	162.0
1995	Wells	10	Moore	15	Bergman	.412	Lira	4.31	Boever	60	Lira	146.1
1996	Olivares	7	Lira	14	Olivares	.389	Lira	5.22	Myers	83	Lira	194.2
1997	Blair	16	Moehler	12	Blair	.667	Thompson	3.02	Myers	88	Thompson	223.1
1998	Moehler	14	Thompson	15	Moehler	.519	Moehler	3.90	Runyan	88	Thompson	222.0
1999	Mlicki	14	Moehler	*16	Mlicki	.538	Mlicki	4.60	Brocail	70	Moehler	196.1
2000	Moehler	12	Weaver	15	Blair	.625	Weaver	4.32	Anderson	69	Weaver	200.0
2001	Sparks	14	Weaver	16	Sparks	.609	Sparks	3.65	Anderson	62	Sparks	232.0
2002	Redman	8	Sparks	16	Maroth	.375	Redman	4.21	Acevedo	65	Redman	203.0
	Sparks	8										
2003	Maroth	9	Maroth	21	Maroth	.300	Cornejo	4.67	Walker	78	Cornejo	194.2
2004	Robertson	12	Johnson	15	Robertson	.545	Maroth	4.31	Walker	70	Maroth	217.0
2005	Bonderman	14	Robertson	16	Bonderman	.519	Robertson	4.48	Walker	66	Johnson	210.0
	Maroth	14										
2006	Rogers	17	Robertson	13	Rogers	.680	Verlander	3.63	Rodney	63	Bonderman	214.0
	Verlander	17										
2007	Verlander	18	Robertson	13	Verlander	.750	Verlander	3.66	Jones	63	Verlander	201.2
2008	Galarraga	13	Verlander	17	Galarraga	.650	Galarraga	3.73	Seay	60	Verlander	201.0
2009	Verlander	^19	Galarraga	10	Verlander	.679	Verlander	3.45	Rodney	73	Verlander	*240.0
2010	Verlander	18	Porcello	12	Verlander	.667	Verlander	3.37	Coke	74	Verlander	224.1

* Led league; ^Tied for league lead

TIGERS HISTORY

TEN TIGERS MANAGERS HAVE BEEN EX-CATCHERS

Since 1901, the Tigers have had 36 different managers and 10 of those managers have been former major league catchers. They include Luis Pujols, Les Moss, Ralph Houk, Joe Schultz, Bob Swift, Bob Scheffing, Steve O'Neill, Del Baker, Mickey Cochrane and George Stallings. There have been four Tigers managers who never played in the majors — Ed Barrow, Bill Armour, Jack Tighe and Jim Leyland. Of the remaining 22 managers, two were pitchers, four were outfielders and 16 were infielders in their playing days.



YEARLY TIGERS PITCHING LEADERS

Year	Saves	Complete Games	Shutouts	HR Allowed	Walks	Strikeouts	
1901	--	Miller 35	Miller 3	Siever 9	Miller 98	Siever 85	
1902	--	Mercer 28	Mercer 4	Mercer 5	Mullin 95	Mullin 78	
1903	--	Donovan ^34	Mullin 6	Kitson 8	Mullin *106	Donovan 187	
1904	--	Mullin 42	Mullin 7	Kitson 7	Mullin *131	Mullin 161	
1905	--	Mullin ^35	Killian 8	Mullin 4	Mullin *138	Mullin 168	
1906	--	Mullin 35	Donahue 3	Siever 5	Mullin ^108	Mullin 123	
1907	--	Mullin 35	Mullin 5	Donovan 3	Mullin 106	Mullin 146	
1908	--	Mullin 26	Donovan 6	Killian 3	Mullin 71	Donovan 141	
1909	--	Mullin 29	Donovan 4	Summers 3	Willett 5	Mullin 78	Mullin 124
1910	--	Mullin 27	Mullin 5	Stroud *9	Mullin 102	Donovan 107	
1911	--	Mullin 25	Works 3	Mullin 7	Willett 80	Mullin 87	
1912	--	Willett 28	Dubuc 2	Lake 3	Dubuc 109	Dubuc 97	
1913	--	Dauss 22	Dauss 2	Dauss 4	Dubuc 91	Dauss 107	
1914	--	Coveleski 23	Coveleski 5	Coveleski 4	Coveleski 100	Dauss 150	
1915	--	Dauss 27	Dubuc 5	Dubuc 5	Dauss 115	Coveleski 150	
1916	--	Coveleski 22	Coveleski 3	Coveleski 6	Dauss 90	Coveleski 108	
1917	--	Dauss 22	Dauss 6	Dauss 3	James 96	Dauss 102	
1918	--	Dauss 21	Boland 4	Ehmke 3	Dauss 76	Dauss 73	
1919	--	Dauss 22	Leonard 4	Dauss 9	Ehmke *107	Leonard 102	
1920	--	Ehmke 23	Ayers 3	Dauss 11	Ehmke 124	Ayers 103	
1921	--	Dauss 16	Leonard 16	Four with 1	Ehmke 15	Dauss 81	Leonard 120
1922	--	Pillette 18	Pillette 4	Oldham 14	Ehmke 101	Ehmke 108	
1923	--	Dauss 22	Dauss 4	Holloway 12	Pillette 83	Dauss 105	
1924	--	Whitehill 16	Whitehill 2	Stoner 13	Whitehill 79	Collins 75	
1925	--	Dauss 16	Dauss 1	Whitehill 13	Whitehill 88	Whitehill 83	
1926	--	Gibson 16	Wells 4	Stoner 11	Whitehill 79	Whitehill 109	
1927	--	Whitehill 17	Whitehill 3	Holloway 10	Whitehill *105	Whitehill 95	
1928	--	Carroll 19	Carroll 2	Stoner 16	Carroll 87	Whitehill 93	
1929	--	Uhle 23	Five with 1	Whitehill 16	Sorrell 106	Whitehill 103	
1930	--	Uhle 18	Sorrell 2	Uhle 18	Sorrell 106	Uhle 117	
1931	--	Whitehill 22	Bridges 2	Whitehill *22	Whitehill 118	Bridges 105	
1932	--	Whitehill 17	Bridges 4	Whitehill 17	Bridges 119	Bridges 108	
1933	--	Bridges 17	Bridges 2	Sorrell 18	Bridges 110	Bridges 120	
1934	--	Bridges 23	Bridges 3	Bridges 16	Bridges 104	Bridges 151	
1935	--	Bridges 23	Rowe 6	Bridges *22	Bridges 113	Bridges *163	
1936	--	Bridges 26	Bridges 5	Bridges 21	Bridges 115	Bridges *175	
1937	--	Auker 19	Bridges 3	Lawson 17	Lawson 115	Bridges 138	
1938	--	Bridges 13	Auker 1	Gill 15	Kennedy 113	Bridges 101	
1939	--	Newsom 21	Gill 1	Poffenberger 1	Newsom 104	Newsom 164	
1940	--	Newsom 20	Newsom 3	Rowe 17	Newsom 100	Newsom 164	
1941	--	Newsom 12	Newsom 2	Newsom 15	Newsom 137	Newsom 175	
1942	--	Trout 13	White 4	Trout 15	Newhouser 114	Benton 110	
1943	--	Trout 18	Trout 5	Trucks 11	Newhouser *111	Newhouser 144	
1944	--	Trout *33	Trout 7	Gentry 9	Gentry *108	Newhouser *187	
1945	--	Newhouser *29	Newhouser 8	Mueller 8	Newhouser 110	Newhouser *212	
1946	--	Newhouser 29	Newhouser 6	Trucks *23	Newhouser 98	Newhouser 275	
1947	--	Newhouser *24	Hutchinson 3	Hutchinson 14	Newhouser 110	Newhouser 176	
1948	--	Newhouser 19	Newhouser 2	Trucks 14	Newhouser 99	Newhouser 143	
1949	--	Newhouser 22	Trout 2	Hutchinson 32	Newhouser 124	Trucks *153	
1950	--	Houtteman 21	Houtteman 4	Houtteman *29	Houtteman 99	Gray 102	
1951	--	Gray 9	Hutchinson 2	Gray 17	Gray 95	Gray 131	
1952	--	Hutchinson 9	Gray 13	Gray 21	Gray 101	Gray 138	
1953	--	Garver 13	Trucks 3	Gray *25	Gray 76	Gray 115	
1954	--	Gromek 17	Gromek 4	Gromek *26	Garver 62	Hoefl 114	
1955	--	Hoefl 17	Hoefl 4	Gromek *26	Zuverink 62	Hoefl 133	
1956	--	Lary 20	Hoefl 7	Gromek 25	Lary 89	Foytack 184	

YEARLY TIGERS PITCHING LEADERS



Year	Saves	Complete Games	Shutouts	HR Allowed	Walks	Strikeouts
1957	--	Bunning 14	Lary 2	Bunning 33	Foytack 104	Bunning 182
1958	--	Lary ^19	Bunning 3	Bunning 28	Bunning 79	Bunning 177
1959	--	Mossi 15	Lary 3	Bunning *37	Bunning 75	Bunning *201
1960	--	Lary *15	Bunning 3	Lary 25	Bunning 64	Bunning *201
1961	--	Lary *22	Bunning 4	Mossi 29	Bunning 71	Bunning 194
1962	--	Bunning 12	Aguirre 2	Bunning 28	Foytack 86	Bunning 184
1963	--	Aguirre 14	Aguirre 3	Bunning *38	Bunning 69	Bunning 196
1964	--	Lolich 12	Lolich 6	Wickersham 28	Wickersham 81	Lolich 192
1965	--	McLain 13	McLain 4	McLain 25	Sparma 75	Lolich 226
1966	--	McLain 14	McLain 4	McLain *42	McLain 104	McLain 192
1967	--	Wilson 12	Lolich 6	McLain *35	Wilson 92	Wilson 184
1968	--	McLain *28	McLain 6	McLain *31	Sparma 77	McLain 280
1969	McMahon 11	McLain 23	McLain 9	McLain 25	Lolich 122	Lolich 271
1970	Timmerman 27	Lolich 13	Lolich 3	Niekro 28	Lolich 109	Lolich 230
1971	Scherman 20	Lolich *29	Lolich 4	Lolich 36	Coleman 96	Lolich *308
1972	Seelbach 14	Lolich 23	Lolich 4	Lolich *29	Coleman 110	Lolich 250
1973	Hiller 38	Lolich 17	Lolich 3	Lolich 35	Coleman 93	Lolich 214
1974	Hiller 13	Lolich 27	Lolich 3	Lolich *38	Coleman 158	Lolich 202
1975	Hiller 14	Lolich 19	Ruhle 3	Coleman 27	Coleman 85	Lolich 139
1976	Hiller 13	Fidrych *24	Fidrych 4	Ruhle 19	Hiller 67	Hiller 117
1977	Foucault 13	Rozema 16	Arroyo 1	Rozema 25	Hiller 61	Hiller 115
1978	Hiller 15	Wilcox 16	Billingham 4	Slaton 27	Slaton 85	Wilcox 132
1979	Lopez 21	Morris 9	Morris 1	Morris 19	Wilcox 73	Morris 113
1980	Lopez 21	Wilcox 13	Petry 3	Wilcox 24	Morris 87	Morris 112
1981	Saucier 13	Morris 15	Petry 2	Morris 14	Morris *78	Morris 97
1982	Tobik 9	Morris 17	Morris 3	Morris 37	Petry 100	Morris 135
1983	Lopez 18	Morris 20	Petry 2	Petry *37	Petry 99	Morris *232
1984	Hernandez 32	Morris 9	Petry 2	Petry 21	Morris 87	Morris 148
1985	Hernandez 31	Morris 13	Morris 4	Petry 24	Morris 110	Morris 191
1986	Hernandez 24	Morris 15	Morris 6	Morris 40	Terrell 98	Morris 223
1987	King 9	Morris 13	Alexander 3	Morris 39	Terrell 94	Morris 208
1988	Henneman 22	Terrell 11	Morris 2	Alexander 30	Morris 83	Morris 168
1989	Hernandez 15	Morris 10	Alexander 1	Alexander 28	Alexander 76	Tanana 147
1990	Henneman 22	Morris ^11	Morris 3	Morris 26	Morris 97	Morris 162
1991	Henneman 21	Terrell 8	Tanana 2	Tanana 26	Terrell 79	Tanana 107
1992	Henneman 24	Gullickson 4	Gullickson 1	Gullickson *35	Tanana 90	Tanana 91
1993	Henneman 24	Moore 4	Moore 3	Moore *35	Moore 89	Wells 139
1994	Henneman 8	Wells 5	Wells 1	Moore 27	Moore ^89	Belcher 76
1995	Henneman 18	Wells 3	Bergman 1	Moore 24	Moore 68	Lira 89
1996	Olson 8	Olivares 4	Lira 2	Lira 30	Williams 85	Lira 113
1997	Jones 31	Thompson 4	Olivares 2	Moehler 22	Thompson 66	Thompson 151
1998	Jones 28	Thompson 5	Moehler 3	Moehler 30	Thompson 79	Thompson 149
1999	Jones 30	Mlicki 2	Moehler 2	Blair 29	Mlicki 70	Mlicki 119
2000	Jones 42	Moehler 2	Sparks 1	Nomo 31	Nomo 89	Nomo 181
2001	Anderson 22	Sparks *8	Sparks 1	Lima 23	Weaver 68	Weaver 152
2002	Acevedo 28	Redman 3	Weaver 3	Sparks 23	Sparks 67	Redman 109
2003	German 5	Cornejo 2	None	Maroth 34	Bonderman 58	Bonderman 108
2004	Mears 5	Urbina 21	Bonderman 2	Robertson ^2	Bonderman 73	Bonderman 168
2005	Rodney 9	Bonderman 4	None	Maroth 30	Robertson 65	Bonderman 145
2006	Urbina 9	Miner 1	Verlander 1	Robertson 29	Robertson 67	Bonderman 202
2007	Jones 38	Verlander 1	Verlander 1	Bonderman 23	Verlander 67	Verlander 183
2008	Jones 18	Verlander 1	None	Galarraga 28	Verlander 87	Verlander 163
2009	Rodney 37	Verlander 3	Verlander 1	Jackson 27	Jackson 70	Verlander *269
2010	Valverde 26	Verlander 4	Galarraga 1	Bonderman 25	Verlander 71	Verlander 219

* Led league; ^Tied for league lead

TIGERS HISTORY



TIGERS STATISTICAL LEADERS

TIGERS WITH 100-OR-MORE RUNS SCORED

1901	Jimmy Barrett	110	Ty Cobb	103	1936	Charlie Gehringer	144	Norm Cash	119		
	Doc Casey	105	Lu Blue	100		Goose Goslin	122	Al Kaline	116		
1907	Sam Crawford	102	1924	Ty Cobb	115		Gee Walker	105	1977	Ron LeFlore	100
	Davy Jones	101		Harry Heilmann	107	1937	Hank Greenberg	137	1978	Ron LeFlore	126
1908	Matty McIntyre	105	1925	Al Wingo	104		Charlie Gehringer	133	1979	Ron LeFlore	110
	Sam Crawford	102	1927	Charlie Gehringer	110		Pete Fox	116	1980	Alan Trammell	107
1909	Ty Cobb	116		Harry Heilmann	106		Gee Walker	105	1985	Lou Whitaker	102
	Donie Bush	114		Heinie Manush	102	1938	Hank Greenberg	144	1986	Alan Trammell	107
1910	Ty Cobb	106	1928	Charlie Gehringer	108		Charlie Gehringer	133	1987	Lou Whitaker	110
1911	Ty Cobb	147	1929	Charlie Gehringer	131	1939	Barney McCosky	120		Alan Trammell	109
	Donie Bush	126		Roy Johnson	128		Hank Greenberg	112	1990	Cecil Fielder	104
	Sam Crawford	109		Dale Alexander	110	1940	Hank Greenberg	129	1991	Cecil Fielder	102
1912	Ty Cobb	120	1930	Charlie Gehringer	144		Barney McCosky	123	1992	Tony Phillips	114
	Donie Bush	107	1931	Roy Johnson	107		Charlie Gehringer	108	1993	Tony Phillips	113
1915	Ty Cobb	144	1932	Charlie Gehringer	112		Rudy York	105	1997	Brian Hunter	112
	Ossie Vitt	116		John Stone	106	1946	Eddie Lake	105		Tony Clark	105
1916	Ty Cobb	113	1933	Charlie Gehringer	103	1950	George Kell	114	2000	Bobby Higginson	104
1917	Donie Bush	112	1934	Charlie Gehringer	134		Johnny Lipon	104	2006	Carlos Guillen	100
	Ty Cobb	107		Hank Greenberg	118		Jerry Priddy	104	2007	Curtis Granderson	122
1921	Ty Cobb	124		Billy Rogell	114		Hoot Evers	100		Magglio Ordonez	117
	Harry Heilmann	114		Goose Goslin	106	1955	Al Kaline	121		Gary Sheffield	107
	Bobby Veach	110		Pete Fox	101		Bill Tuttle	102		Placido Polanco	105
	Lu Blue	103	1935	Charlie Gehringer	123		Harvey Kuenn	101	2008	Curtis Granderson	112
1922	Lu Blue	131		Hank Greenberg	121	1959	Eddie Yost	115	2010	Miguel Cabrera	111
1923	Harry Heilmann	121		Pete Fox	116	1961	Rocky Colavito	129		Austin Jackson	103

TIGERS WITH 200-OR-MORE HITS

1907	Ty Cobb	212	1922	Ty Cobb	211	1934	Charlie Gehringer	214	1943	Dick Wakefield	200
1909	Ty Cobb	216		Bobby Veach	202		Hank Greenberg	201	1950	George Kell	218
1911	Ty Cobb	248	1923	Harry Heilmann	211	1935	Hank Greenberg	203	1953	Harvey Kuenn	209
	Sam Crawford	217	1924	Ty Cobb	211		Charlie Gehringer	201	1954	Harvey Kuenn	201
1912	Ty Cobb	226	1925	Harry Heilmann	225	1936	Charlie Gehringer	227	1955	Al Kaline	200
1915	Ty Cobb	208	1927	Harry Heilmann	201	1937	Gee Walker	213	1977	Ron LeFlore	212
1916	Ty Cobb	201	1929	Dale Alexander	215		Charlie Gehringer	209	1983	Lou Whitaker	206
1917	Ty Cobb	225		Charlie Gehringer	215		Pete Fox	208	1987	Alan Trammell	205
1921	Harry Heilmann	237		Roy Johnson	201		Hank Greenberg	200	2007	Magglio Ordonez	216
	Bobby Veach	207	1930	Charlie Gehringer	201	1940	Barney McCosky	200		Placido Polanco	200
			1933	Charlie Gehringer	204						

TIGERS WITH 40-OR-MORE DOUBLES

1911	Ty Cobb	47	1926	Harry Heilmann	41	1934	Hank Greenberg	63	1959	Harvey Kuenn	42
1915	Bobby Veach	40	1927	Harry Heilmann	50		Charlie Gehringer	50	1961	Al Kaline	41
1917	Ty Cobb	44	1929	Charlie Gehringer	45	1935	Hank Greenberg	46	1983	Lance Parrish	42
1919	Bobby Veach	45		Roy Johnson	45	1936	Charlie Gehringer	60		Lou Whitaker	40
1921	Harry Heilmann	43		Dale Alexander	43		Gee Walker	55	2000	Deivi Cruz	46
	Bobby Veach	43		Harry Heilmann	41	1937	Hank Greenberg	49		Bobby Higginson	44
1922	Ty Cobb	42	1930	Charlie Gehringer	47		Gee Walker	42	2006	Carlos Guillen	41
1923	Ty Cobb	40		Marty McManus	40		Charlie Gehringer	40	2007	Magglio Ordonez	54
	Harry Heilmann	44	1931	Dale Alexander	47	1939	Hank Greenberg	42	2010	Miguel Cabrera	45
1924	Harry Heilmann	45	1932	Charlie Gehringer	44	1940	Hank Greenberg	50			
1925	Harry Heilmann	40	1933	Charlie Gehringer	42		Rudy York	46			
	Frank O'Rourke	40		Billy Rogell	42	1950	George Kell	56			

TIGERS WITH 100-OR-MORE RBI

1907	Ty Cobb	116	1928	Harry Heilmann	107	1939	Hank Greenberg	112	1983	Lance Parrish	114
1908	Ty Cobb	101	1929	Dale Alexander	137	1940	Hank Greenberg	150	1987	Alan Trammell	105
1909	Ty Cobb	107		Harry Heilmann	120		Rudy York	134	1990	Cecil Fielder	132
1910	Sam Crawford	120		Charlie Gehringer	106	1941	Rudy York	111	1991	Cecil Fielder	133
1911	Ty Cobb	144	1930	Dale Alexander	135	1943	Rudy York	118	1992	Cecil Fielder	124
	Sam Crawford	115	1932	John Stone	108	1946	Hank Greenberg	127	1993	Cecil Fielder	117
1912	Sam Crawford	109		Charlie Gehringer	107	1948	Hoot Evers	103		Mickey Tettleton	110
1914	Sam Crawford	104	1933	Charlie Gehringer	105	1949	Vic Wertz	133	1996	Travis Fryman	100
1915	Sam Crawford	112	1934	Hank Greenberg	139	1950	Vic Wertz	123	1997	Tony Clark	117
	Bobby Veach	112		Charlie Gehringer	127		Hoot Evers	103		Travis Fryman	102
1917	Bobby Veach	103		Billy Rogell	100		George Kell	101		Bobby Higginson	101
	Ty Cobb	102		Goose Goslin	100	1955	Ray Boone	116	1998	Tony Clark	103
1919	Bobby Veach	101	1935	Hank Greenberg	170		Al Kaline	102	1999	Damon Easley	100
1920	Bobby Veach	113		Goose Goslin	109	1956	Al Kaline	128	2000	Dean Palmer	100
1921	Harry Heilmann	139		Charlie Gehringer	108	1961	Rocky Colavito	140		Bobby Higginson	102
	Bobby Veach	128	1936	Goose Goslin	125		Norm Cash	132		Dean Palmer	102
	Ty Cobb	101		Charlie Gehringer	116	1962	Rocky Colavito	112	2006	Magglio Ordonez	104
1922	Bobby Veach	126		Al Simmons	112	1963	Al Kaline	101	2007	Magglio Ordonez	139
1923	Harry Heilmann	115		Marv Owen	105	1965	Willie Horton	104		Carlos Guillen	102
1924	Harry Heilmann	113	1937	Hank Greenberg	183	1966	Willie Horton	100	2008	Miguel Cabrera	127
1925	Harry Heilmann	133		Gee Walker	113	1977	Jason Thompson	105		Magglio Ordonez	103
	Ty Cobb	102		Rudy York	103		Rusty Staub	101	2009	Miguel Cabrera	103
1926	Harry Heilmann	103	1938	Hank Greenberg	146	1978	Rusty Staub	121	2010	Miguel Cabrera	126
1927	Harry Heilmann	120		Rudy York	127	1979	Steve Kemp	105			
	Bob Fothergill	114		Charlie Gehringer	107	1980	Steve Kemp	101			

TIGERS STATISTICAL LEADERS



TIGERS HITTING 20-OR-MORE HOME RUNS

1922	Harry Heilmann	21	1962	Norm Cash	39	1982	Lance Parrish	32	1996	Tony Clark	27
1929	Dale Alexander	25		Rocky Colavito	37		Larry Herndon	23		Bobby Higginson	26
1930	Dale Alexander	20		Al Kaline	29	1983	Lance Parrish	27		Cecil Fielder [^]	26
1934	Hank Greenberg	26		Chico Fernandez	20		Chet Lemon	24		Melvin Nieves	24
1935	Hank Greenberg	36	1963	Al Kaline	27		Larry Herndon	20		Travis Fryman	22
1936	Goose Goslin	24		Norm Cash	26	1984	Lance Parrish	33	1997	Tony Clark	32
1937	Hank Greenberg	40		Rocky Colavito	22		Kirk Gibson	27		Bobby Higginson	27
	Rudy York	35	1964	Dick McAuliffe	24		Chet Lemon	20		Damion Easley	22
1938	Hank Greenberg	58		Norm Cash	23	1985	Darrell Evans	40		Travis Fryman	22
	Rudy York	33		Don Demeter	22		Kirk Gibson	29		Melvin Nieves	20
	Charlie Gehringer	20	1965	Norm Cash	30		Lance Parrish	28	1998	Tony Clark	34
1939	Hank Greenberg	33		Willie Horton	29		Lou Whitaker	21		Damion Easley	27
	Rudy York	20	1966	Norm Cash	32	1986	Darrell Evans	29		Bobby Higginson	25
1940	Hank Greenberg	41		Al Kaline	29		Kirk Gibson	28		Luis Gonzalez	23
	Rudy York	33		Willie Horton	27		Lance Parrish	22	1999	Dean Palmer	38
1941	Rudy York	27		Dick McAuliffe	23		Alan Trammell	21		Tony Clark	31
1942	Rudy York	21	1967	Al Kaline	25		Darnell Coles	20		Damion Easley	20
1943	Rudy York	34		Norm Cash	22		Lou Whitaker	20	2000	Bobby Higginson	30
1946	Hank Greenberg	44		Dick McAuliffe	22	1987	Darrell Evans	34		Dean Palmer	29
1947	Roy Cullenbine	24		Bill Freehan	20		Matt Nokes	32		Juan Gonzalez	22
1948	Pat Mullin	23	1968	Willie Horton	36		Alan Trammell	28	2003	Dmitri Young	29
1949	Vic Wertz	20		Norm Cash	25		Kirk Gibson	24		Craig Monroe	23
1950	Vic Wertz	27		Bill Freehan	25		Chet Lemon	20	2004	Carlos Pena	27
	Hoot Evers	21		Jim Northrup	21	1988	Darrell Evans	22		Carlos Guillen	20
1951	Vic Wertz	27	1969	Willie Horton	28	1989	Lou Whitaker	28	2005	Dmitri Young	21
1952	Walt Dropo*	23		Jim Northrup	25	1990	Cecil Fielder	51		Craig Monroe	20
1953	Ray Boone**	22		Norm Cash	22	1991	Cecil Fielder	44	2006	Craig Monroe	28
1954	Ray Boone	20		Al Kaline	21		Mickey Tettleton	31		Brandon Inge	27
1955	Al Kaline	27	1970	Jim Northrup	24		Rob Deer	25		Marcus Thames	26
	Ray Boone	20	1971	Norm Cash	32		Lou Whitaker	23		Magglio Ordonez	24
1956	Charlie Maxwell	28		Willie Horton	22		Travis Fryman	21	2007	Magglio Ordonez	28
	Al Kaline	27		Bill Freehan	21	1992	Cecil Fielder	35		Gary Sheffield	25
	Ray Boone	25	1972	Norm Cash	22		Mickey Tettleton	32		Curtis Granderson	23
1957	Charlie Maxwell	24	1975	Willie Horton	25		Rob Deer	32		Carlos Guillen	21
	Al Kaline	23	1977	Jason Thompson	31		Travis Fryman	20	2008	Miguel Cabrera	37
1958	Gail Harris	20		Rusty Staub	22	1993	Mickey Tettleton	32		Marcus Thames	25
1959	Charlie Maxwell	31		Ben Oglivie	21		Cecil Fielder	30		Curtis Granderson	22
	Al Kaline	27	1978	Jason Thompson	26		Travis Fryman	22		Magglio Ordonez	21
	Eddie Yost	21		Rusty Staub	24	1994	Cecil Fielder	28	2009	Miguel Cabrera	34
1960	Rocky Colavito	35	1979	Steve Kemp	26		Kirk Gibson	23		Curtis Granderson	30
	Charlie Maxwell	24		Champ Summers	20	1995	Cecil Fielder	31		Brandon Inge	27
1961	Rocky Colavito	45		Jason Thompson	20		Chad Curtis	21	2010	Miguel Cabrera	38
	Norm Cash	41	1980	Lance Parrish	24						
				Steve Kemp	21						

* Also hit 6 HR for Boston; **Also hit 4 HR for Cleveland; ^ Also hit 13 HR for NY Yankees (HR with other clubs not included in totals)

TIGERS STEALING 20-OR-MORE BASES

1901	Ducky Holmes	35		Davy Jones	25	1917	Ty Cobb	55	1979	Ron LeFlore	78
	Doc Casey	34		Tom Jones	22		Donie Bush	34		Lou Whitaker	20
	Kid Gleason	32		Sam Crawford	20		Bobby Veach	21	1983	Alan Trammell	30
	Jimmy Barrett	26	1911	Ty Cobb	83	1918	Ty Cobb	34	1984	Kirk Gibson	29
	Kid Elberfeld	24		Donie Bush	40		Bobby Veach	21	1985	Kirk Gibson	30
1902	Jimmy Barrett	24		Sam Crawford	37	1919	Ty Cobb	28	1986	Kirk Gibson	34
	Doc Casey	22		George Moriarty	28		Donie Bush	22		Dave Collins	27
	Dick Harley	20		Davy Jones	25	1921	Ty Cobb	22		Alan Trammell	25
1903	Jimmy Barrett	27		Delos Drake	20	1924	Ty Cobb	23	1987	Kirk Gibson	26
1904	Sam Crawford	20	1912	Ty Cobb	61	1927	Johnny Neun	22		Alan Trammell	21
1905	Sam Crawford	22		Sam Crawford	41		Jack Tavener	20	1988	Gary Pettis	44
1906	Bill Coughlin	31		Donie Bush	35	1928	Harry Rice	20	1989	Gary Pettis	43
	Germany Schaefer	31		Baldy Louden	28	1929	Charlie Gehringer	27	1991	Milt Cuyler	41
	Matty McIntyre	29		George Moriarty	27		Roy Johnson	20	1995	Chad Curtis	27
	Sam Crawford	24	1913	Ty Cobb	52	1930	Marty McManus	23	1996	Kimera Bartee	20
	Ty Cobb	23		Donie Bush	44	1931	Roy Johnson	33	1997	Brian Hunter	74
	Davy Jones	21		George Moriarty	33	1932	Gee Walker	30		Damion Easley	28
1907	Ty Cobb	49		Bobby Veach	22	1933	Gee Walker	26	1998	Brian Hunter	42
	Davy Jones	30	1914	Ty Cobb	35	1934	Jo Jo White	28	1999	Juan Encarnacion	33
	Germany Schaefer	21		Donie Bush	35		Pete Fox	25	2001	Roger Cedeno	55
	Claude Rossman	20		George Moriarty	34		Gee Walker	20		Jose Macias	21
1908	Germany Schaefer	40		Sam Crawford	25	1937	Gee Walker	23		Bobby Higginson	20
	Ty Cobb	39		George Burns	23	1939	Pete Fox	23	2003	Alex Sanchez*	44
	Matty McIntyre	20		Bobby Veach	20		Barney McCosky	20	2005	Nook Logan	23
1909	Ty Cobb	76	1915	Ty Cobb	96	1961	Jake Wood	30	2006	Carlos Guillen	20
	Donie Bush	53		Donie Bush	35	1962	Jake Wood	23	2007	Curtis Granderson	26
	George Moriarty	34		Oscar Vitt	26	1974	Ron LeFlore	28		Gary Sheffield	22
	Sam Crawford	30		Sam Crawford	24	1975	Ron LeFlore	23	2009	Curtis Granderson	20
1910	Ty Cobb	65	1916	Ty Cobb	68	1976	Ron LeFlore	58	2010	Austin Jackson	27
	Donie Bush	49		Bobby Veach	24	1977	Ron LeFlore	39			
	George Moriarty	33		Ralph Young	20	1978	Ron LeFlore	68			

*Also stole 8 bases with Milwaukee (SB with other clubs not included in totals)



TIGERS STATISTICAL LEADERS

TIGERS PITCHERS WINNING 20-OR-MORE GAMES

1901	Roscoe Miller	23-13	1914	Harry Coveleski	22-12	1940	Bobo Newsom	21-5	1966	Denny McLain	20-14
1905	Ed Killian	23-14	1915	Hooks Dauss	24-13	1943	Dizzy Trout	20-12	1967	Earl Wilson	22-11
	George Mullin	21-21		Harry Coveleski	22-13	1944	Hal Newhouser	29-9	1968	Denny McLain	31-6
1906	George Mullin	21-18	1916	Harry Coveleski	21-11		Dizzy Trout	27-14	1969	Denny McLain	24-9
1907	Bill Donovan	25-4	1919	Hooks Dauss	21-9	1945	Hal Newhouser	25-9	1971	Mickey Lolich	25-14
	Ed Killian	25-13	1923	Hooks Dauss	21-13	1946	Hal Newhouser	26-9		Joe Coleman	20-9
	George Mullin	20-20	1934	Schoolboy Rowe	24-8	1948	Hal Newhouser	21-12	1972	Mickey Lolich	22-14
1908	Ed Summers	24-12		Tommy Bridges	22-11	1956	Frank Lary	21-13	1973	Joe Coleman	23-15
1909	George Mullin	29-9	1935	Tommy Bridges	21-10		Billy Hoefft	20-14	1983	Jack Morris	20-13
	Ed Willett	21-10	1936	Tommy Bridges	23-11	1957	Jim Bunning	20-8	1986	Jack Morris	21-8
1910	George Mullin	21-12	1939	Bobo Newsom	20-11	1961	Frank Lary	23-9	1991	Bill Gullickson	20-9

TIGERS PITCHERS WITH 20-OR-MORE SAVES

1970	Tom Timmerman	27	1985	Guillermo Hernandez	31	1993	Mike Henneman	24	2002	Juan Acevedo	28
1971	Fred Scherman	20	1986	Guillermo Hernandez	24	1997	Todd Jones	31	2004	Ugueth Urbina	21
1973	John Hiller	38	1988	Mike Henneman	22	1998	Todd Jones	28	2006	Todd Jones	37
1979	Aurelio Lopez	21	1990	Mike Henneman	22	1999	Todd Jones	30	2007	Todd Jones	38
1980	Aurelio Lopez	21	1991	Mike Henneman	21	2000	Todd Jones	42	2009	Fernando Rodney	37
1984	Guillermo Hernandez	32	1992	Mike Henneman	24	2001	Matt Anderson	22	2010	Jose Valverde	26

TIGERS PITCHERS WITH 200-OR-MORE STRIKEOUTS

1945	Hal Newhouser	212	1969	Mickey Lolich	271	1973	Mickey Lolich	214	2006	Jeremy Bonderman	202
1946	Hal Newhouser	275	1970	Mickey Lolich	230		Joe Coleman	202	2009	Justin Verlander	269
1959	Jim Bunning	201	1971	Mickey Lolich	308	1974	Mickey Lolich	202	2010	Justin Verlander	219
1960	Jim Bunning	201		Joe Coleman	236	1983	Jack Morris	232			
1965	Mickey Lolich	226	1972	Mickey Lolich	250	1986	Jack Morris	223			
1968	Denny McLain	280		Joe Coleman	222	1987	Jack Morris	208			

TIGERS LEAGUE LEADERS

AMERICAN LEAGUE BATTING CHAMPIONS

1907	Ty Cobb	.350	1912	Ty Cobb	.410	1918	Ty Cobb	.382	1926	Heinie Manush	.378	1959	Harvey Kuenn	.353
1908	Ty Cobb	.324	1913	Ty Cobb	.390	1919	Ty Cobb	.384	1927	Harry Heilmann	.398	1961	Norm Cash	.361
1909	Ty Cobb	.377	1914	Ty Cobb	.368	1921	Harry Heilmann	.394	1937	Charlie Gehringer	.371	2007	Magglio Ordonez	.363
1910	Ty Cobb	.385	1915	Ty Cobb	.369	1923	Harry Heilmann	.403	1949	George Kell	.343			
1911	Ty Cobb	.420	1917	Ty Cobb	.383	1925	Harry Heilmann	.393	1955	Al Kaline	.340			

AMERICAN LEAGUE HOME RUN CHAMPIONS

1908	Sam Crawford	7	1938	Hank Greenberg	58	1943	Rudy York	34	1985	Darrell Evans	40	1991	Cecil Fielder	*44
1909	Ty Cobb	9	1940	Hank Greenberg	41	1946	Hank Greenberg	44	1990	Cecil Fielder	51	2008	Miguel Cabrera	37
1935	Hank Greenberg	*36												

AMERICAN LEAGUE RBI CHAMPIONS

1907	Ty Cobb	116	1911	Ty Cobb	144	1917	Bobby Veach	103	1940	Hank Greenberg	150	1990	Cecil Fielder	132
1908	Ty Cobb	101	1914	Sam Crawford	104	1918	Bobby Veach	78	1943	Rudy York	118	1991	Cecil Fielder	133
1909	Ty Cobb	107	1915	Sam Crawford	*112	1935	Hank Greenberg	170	1946	Hank Greenberg	127	1992	Cecil Fielder	124
1910	Sam Crawford	120		Bobby Veach	*112	1937	Hank Greenberg	183	1955	Ray Boone	*116	2010	Miguel Cabrera	126

AMERICAN LEAGUE VICTORY LEADERS

1909	George Mullin	29	1945	Hal Newhouser	25	1956	Frank Lary	21	1968	Denny McLain	31	1981	Jack Morris	*14
1936	Tommy Bridges	23	1946	Hal Newhouser	*26	1957	Jim Bunning	*20	1969	Denny McLain	24	1991	Bill Gullickson	*20
1943	Dizzy Trout	*20	1948	Hal Newhouser	21	1967	Earl Wilson	*22	1971	Mickey Lolich	25	2009	Justin Verlander	*19
1944	Hal Newhouser	29												

AMERICAN LEAGUE ERA CHAMPIONS

1944	Dizzy Trout	2.12	1945	Hal Newhouser	1.81	1946	Hal Newhouser	1.94	1962	Hank Aguirre	2.21	1976	Mark Fidrych	2.34
------	-------------	------	------	---------------	------	------	---------------	------	------	--------------	------	------	--------------	------

AMERICAN LEAGUE STRIKEOUT LEADERS

1935	Tommy Bridges	163	1944	Hal Newhouser	187	1949	Virgil Trucks	153	1960	Jim Bunning	201	1983	Jack Morris	232
1936	Tommy Bridges	175	1945	Hal Newhouser	212	1959	Jim Bunning	201	1971	Mickey Lolich	308	2009	Justin Verlander	269

TRIPLE CROWN WINNERS

*Tied for league lead

Ty Cobb • 1909

.377 BA, 9 HR, 107 RBI

Batting average, home runs and RBI led the entire major leagues. Also led the majors with 216 hits, .517 slugging percentage, 296 total bases and 76 steals. Became the second American League player and fifth overall to win the Triple Crown.

Hal Newhouser • 1945

25 Wins, 1.81 ERA, 212 Strikeouts

Wins, ERA and strikeouts led the entire major leagues. Led the major leagues with 29 complete games, eight shutouts and 313.1 innings pitched. Became the sixth American League pitcher to win the Triple Crown.

TIGERS ATTENDANCE



YEARLY ATTENDANCE TOTALS, 1959-2010

Season	Home (Dates)	Home Avg.	Road (Dates)	Road Avg.	Total
1959	1,221,221 (74)	16,502	1,048,287 (72)	14,559	2,269,508
1960	1,167,669 (66)	17,691	1,069,673 (68)	15,730	2,237,342
1961	1,600,710 (62)	25,817	1,218,710 (76)	16,035	2,819,420
1962	1,207,881 (74)	16,322	1,060,976 (76)	13,960	2,268,857
1963	821,952 (71)	11,576	863,707 (74)	11,671	1,685,659
1964	816,139 (65)	12,555	882,254 (71)	12,426	1,698,393
1965	1,029,645 (67)	15,367	782,974 (71)	11,027	1,812,619
1966	1,124,293 (70)	16,061	1,079,938 (71)	15,210	2,204,231
1967	1,447,143 (67)	21,599	1,139,121 (69)	16,509	2,586,264
1968	2,031,847 (73)	27,833	1,351,605 (73)	18,515	3,383,452
1969	1,577,481 (77)	20,486	1,104,752 (74)	14,929	2,682,233
1970	1,501,293 (75)	20,017	1,105,797 (77)	14,631	2,607,090
1971	1,591,073 (77)	20,663	1,072,883 (74)	14,498	2,663,956
1972	1,892,386 (74)	25,572	1,061,515 (69)	15,384	2,953,901
1973	1,724,146 (78)	22,104	1,308,188 (77)	16,989	3,032,334
1974	1,243,080 (75)	16,574	1,048,341 (78)	13,440	2,291,421
1975	1,058,836 (74)	14,308	932,102 (72)	12,945	1,990,938
1976	1,467,020 (74)	19,824	1,308,570 (76)	17,218	2,775,590
1977	1,359,856 (75)	18,131	1,435,750 (73)	19,667	2,795,606
1978	1,714,893 (76)	22,564	1,426,249 (75)	19,016	3,141,142
1979	1,630,929 (75)	21,745	1,548,897 (73)	21,217	3,179,826
1980	1,785,293 (76)	23,490	1,446,946 (76)	19,038	3,232,239
1981	1,149,144 (54)	21,280	858,009 (53)	16,188	2,007,153
1982	1,636,058 (76)	21,527	1,610,612 (75)	21,474	3,246,670
1983	1,829,636 (76)	24,074	1,793,315 (76)	23,596	3,622,951
1984	2,704,794 (76)	35,589	2,160,289 (77)	28,055	4,865,083
1985	2,286,609 (79)	28,944	1,985,780 (79)	25,136	4,272,389
1986	1,899,437 (77)	24,668	1,821,142 (80)	22,764	3,720,579
1987	2,061,830 (80)	25,772	2,018,317 (79)	25,548	4,080,147
1988	2,081,162 (79)	26,343	2,247,436 (80)	28,092	4,328,598
1989	1,543,656 (79)	19,539	2,165,594 (80)	27,069	3,709,250
1990	1,495,785 (80)	18,697	2,134,797 (81)	26,355	3,630,582
1991	1,641,661 (80)	20,520	2,396,528 (79)	30,335	4,038,189
1992	1,423,963 (78)	18,255	2,325,797 (80)	29,072	3,749,760
1993	1,971,421 (81)	24,338	2,387,312 (78)	30,606	4,358,733
1994	1,184,783 (57)	20,785	1,801,889 (55)	32,761	2,986,672
1995	1,180,979 (71)	16,633	1,879,779 (71)	26,475	3,060,758
1996	1,168,610 (81)	14,427	2,074,472 (80)	25,930	3,243,082
1997	1,365,157 (79)	17,280	2,202,386 (80)	27,529	3,567,543
1998	1,409,391 (79)	17,840	2,128,990 (79)	26,949	3,538,381
1999	2,026,441 (81)	25,018	2,156,145 (80)	26,952	4,182,586
2000	2,533,752 (81)	31,281	2,110,536 (81)	26,056	4,644,288
2001	1,921,305 (81)	24,016	2,213,272 (81)	27,666	4,134,577
2002	1,503,623 (80)	18,795	2,033,451 (81)	25,104	3,537,074
2003	1,368,245 (80)	17,103	1,960,621 (81)	24,205	3,328,866
2004	1,917,004 (80)	23,963	2,188,739 (80)	27,359	4,105,743
2005	2,024,485 (80)	25,306	2,081,872 (79)	26,353	4,106,357
2006	2,595,937 (81)	32,049	2,364,269 (81)	29,189	4,960,206
2007	3,047,139 (81)	37,619	2,498,851 (81)	30,850	5,545,990
2008	3,202,645 (81)	39,539	2,344,660 (80)	29,308	5,547,305
2009	2,567,185 (81)	31,694	2,429,043 (82)	29,622	4,996,228
2010	2,461,237 (81)	30,386	2,346,491 (79)	29,702	4,807,728

TIGERS ATTENDANCE RECORDS

Category	Date	Total	Note
Season Total	2008	5,547,305	Finished 5th in AL Central
Home	2008	3,202,645	Finished 5th in AL Central
Road	2007	2,498,851	Finished 2nd in AL Central
Opening Day	4/6/1971	54,089	vs. Cleveland
Single Game	9/26/1948	57,888	vs. Cleveland
Night Game	8/9/1948	56,586	vs. Cleveland
Smallest Single Game	9/24/1928	404	vs. Boston
Smallest Night Game	8/20/1964	2,173	vs. Los Angeles
Doubleheader	7/20/1947	58,369	vs. New York
Twi-Night Doubleheader	6/27/1961	57,271	vs. Chicago
World Series Game	10/6/1940	55,189	vs. Cincinnati
ALCS Game	10/5/1984	52,188	vs. Kansas City
All-Star Game	7/8/1941	54,674	AL 7, NL 5

TIGERS HISTORY

TOP 10 CROWDS -- COMERICA PARK

Rank	Total	Date	Opponent
1	45,280	7/26/2008	Chicago (AL)
2	45,010	4/9/2010	Cleveland
3	44,934	3/31/2008	Kansas City
4	44,588	4/10/2009	Texas
5	44,580	5/10/2008	New York (AL)
6	44,446	6/24/2008	St. Louis
7	44,393	7/25/2008	Chicago (AL)
8	44,336	9/1/2008	New York (AL)
9	44,250	8/25/2007	New York (AL)
10	44,193	7/7/2007	Boston

TOP 10 CROWDS -- TIGER STADIUM

Rank	Total	Date	Opponent
1	58,369	7/20/47	New York (dh)
2	57,888	9/26/48	Cleveland
3	57,271	6/27/61	Chicago (tn)
4	57,235	8/18/46	St. Louis (dh)
5	57,149	4/28/46	Cleveland
6	57,130	5/19/46	Boston (dh)
7	56,787	6/8/47	Boston
8	56,586	8/9/48	Cleveland (n)
9	56,548	9/16/50	New York
10	56,367	5/30/47	St. Louis (dh)



TIGERS ATTENDANCE

ATTENDANCE RECORDS BY OPPONENT

Opponent	Total	At Home Date	Note	Total	On the Road Date	Note
Arizona	41,417	6/20/2010	SUN**	48,811	5/17/2008	SAT
Atlanta	21,166	6/10/2004	N**	44,034	6/22/2007	N
Baltimore	53,959	7/12/1970	DH	51,764	6/10/1984	DH
Boston	57,130	5/19/1946	DH	46,995	8/19/1934	DH
Chicago (AL)	57,271	6/27/1961	TN	47,795	7/12/1979	TN
Chicago (NL)	42,332	6/25/2009	**	40,061	6/3/2000	SAT
Cincinnati	43,128	5/20/2006	SAT/N**	26,657	7/18/1999	SUN
Cleveland	57,888	9/26/1948	SUN	78,187	7/2/1950	SUN
Colorado	42,720	6/28/2008	SAT/N**	48,131	7/3/2004	SAT/N
Florida	38,524	6/12/2004	SAT/N**	14,713	6/22/2002	SAT
Houston	39,189	7/15/2000	SAT**	41,177	7/17/1999	SAT
Kansas City	51,041	7/9/1976	N	41,251	8/5/1985	N
Los Angeles (AL)	52,682	6/14/1970	SUN	59,502	6/8/1991	SUN
Los Angeles (NL)	42,348	6/14/2008	SAT**	46,053	5/23/2010	SUN
Milwaukee	51,473	4/7/1989	OD	54,630	7/6/1979	N
Minnesota	52,622	6/17/1973	SUN	48,244	4/12/2002	HO/N
New York (AL)	58,396	7/20/1947	DH	74,246	7/4/1961	DH
New York (NL)	42,364	6/9/2007	SAT/N	39,446	6/20/2004	SUN
Oakland	53,565	7/25/1971	DH	53,498	4/3/2000	OD
Philadelphia	22,925	8/29/1997	FRI/N	45,102	6/16/2007	SAT/N
Pittsburgh	34,501	6/12/2010	SAT/N**	37,111	7/1/2006	SAT/N
St. Louis	44,446	6/24/2008	N**	47,716	6/12/1999	SAT/N
San Diego	21,895	6/15/2005	N**	40,683	6/20/2008	FRI/N
San Francisco	38,461	6/18/2005	SAT/N**	41,554	6/6/2003	FRI/N
Seattle	44,207	5/27/1977	N	55,670	8/20/1977	N
Tampa Bay	45,768	4/7/1998	HO	45,369	3/31/1998	OD
Texas	51,238	4/10/1984	HO	48,150	7/29/2000	SAT/N
Toronto	52,528	4/7/1978	OD	50,532	7/31/1993	SAT
Washington	33,630	6/17/2010	N**	26,637	6/20/2007	N

Notes: **-Comerica Park; DH-Doubleheader; TN-Twi-Night Doubleheader; N-Night Game; OD-Opening Day; HO-Home Opener

TIGERS ALL-TIME MANAGERS

MANAGERS

YEARS	MANAGER	SEASONS	GAMES	W	L	Pct.
1901	George Stallings	1	135	74	61	.548
1902	Frank Dwyer	1	135	52	83	.385
1903-04	Ed Barrow	2	214	97	117	.453
1904*	Bobby Lowe	1	74	30	44	.405
1905-06	Bill Armour	2	302	150	152	.497
1907-20	Hughie Jennings	14	2103	1131	972	.538
1921-26	Ty Cobb	6	923	479	444	.519
1927-28	George Moriarty	2	207	150	157	.489
1929-33; 1955-56	Bucky Harris	7	1073	516	557	.481
1933*; 1938-42	Del Baker	6	675	358	317	.530
1934-38	Mickey Cochrane	5	710	413	297	.582
1943-48	Steve O'Neill	6	923	509	414	.551
1949-52	Red Rolfe	4	534	278	256	.521
1952-54	Fred Hutchinson	3	390	155	235	.397
1957-58	Jack Tighe	2	203	99	104	.488
1958*-59	Bill Norman	2	122	58	64	.475
1959-60	Jimmy Dykes	2	233	118	115	.506
1960*	Billy Hitchcock	1	1	1	0	1.000
1960	Joe Gordon	1	57	26	31	.456
1961-63	Bob Scheffing	3	383	210	173	.548
1963-66	Chuck Dressen	4	410	221	189	.539
1965*-66*	Bob Swift	2	99	56	43	.566
1966*	Frank Skaff	1	79	40	39	.506
1967-70	Mayo Smith	4	648	363	285	.560
1971-73	Billy Martin	3	461	253	208	.549
1973*	Joe Schultz	1	19	9	10	.474
1974-78	Ralph Houk	5	806	363	443	.450
1979	Les Moss	1	53	27	26	.509
1979*	Dick Tracewski	1	2	2	0	1.000
1979-95	Sparky Anderson	17	2579	1331	1248	.516
1996-98	Buddy Bell	3	461	184	277	.399
1998*-99	Larry Parrish	2	185	82	104	.441
2000-2002	Phil Garner	3	330	145	185	.439
2002	Luis Pujols	1	155	55	100	.355
2003-2005	Alan Trammell	3	486	186	300	.383
2006-	Jim Leyland	5	811	424	387	.523

*interim



MAJOR LEAGUE COACHES

Adair, Rick	1996-99	Ferrick, Tom	1960-63	Lamont, Gene	2006-	Pujols, Luis	2002
Alou, Felipe	2002	Fields, Bruce	2003-2005	Landestoy, Rafael	2002	Resinger, Grover	1969-70
Appling, Luke	1960	Fowler, Art	1971-73	Leifield, Lefty	1927-28	Rettenmund, Merv	2002
Baker, Del	1933-38	Francona, Terry	1996	Lund, Don	1957-58	Roarke, Mike	1965-66, 1970
Bartell, Dick	1949-52	Gehring, Charlie	1942	Lyons, Ted	1949-53	Roof, Gene	1992-95
Belliard, Rafael	2006-	Gibson, Kirk	2003-2005	Madlock, Bill	2000-01	Rowe, Schoolboy	1954-55
Blackburn, Wayne	1963-64	Gladding, Fred	1976-78	Matlack, Jon	1996	Sain, Johnny	1967-69
Bresnahan, Roger	1930-31	Gordon, Joe	1956	Mansolino, Doug	2000-02	Samuel, Juan	1999-2005
Bridges, Tommy	1946	Grammas, Alex	1980-91	McBride, George	1925-26, 1929	Schultz, Joe	1971-76
Brinkman, Ed	1979	Grodzicki, Johnny	1979	McCatty, Steve	2002	Shaughnessy, Shag	1928
Brookens, Tom	2010-	Hamilton, Steve	1975	McGuire, Deacon	1911-16	Shea, Merv	1939-42
Brown, Gates	1978-84	Harrah, Toby	1998	McClendon, Lloyd	2006-	Shellenback, Jim	1946-47
Burke, Jimmy	1914-17	Hatfield, Fred	1977-78	Meyer, Benny	1928-30	Silvera, Charlie	1971-73
Carisch, Fred	1923-24	Heffner, Don	1961	Melvin, Bob	2000	Skaff, Frank	1965-66, 1971
Cavarretta, Phil	1961-63	Hegan, Jim	1974-78	Miller, Bing	1938-41	Slaught, Don	2006
Cluck, Bob	2003-2005	Henrich, Tommy	1958-59	Mills, Art	1944-48	Sweeney, Bill	1947-48
Coleman, Bob	1932	Hernandez, Chuck	2006-08	Moses, Wally	1967-70	Swift, Bob	1953-54, 1963-66
Consolo, Billy	1979-92	Herndon, Larry	1992-98	Muffett, Billy	1985-94	Tighe, Jack	1942
Coombs, Jack	1920	Hill, Perry	1997-99	Mullin, Pat	1963-66	Tracewski, Dick	1972-95
Craig, Roger	1980-84	Hitchcock, Billy	1955-60	Myatt, George	1962-63	Trammell, Alan	1999
Cramer, Doc	1948	Hopp, Johnny	1954	Naragon, Hal	1967-69	Treuel, Ralph	1995
Cuccinello, Tony	1967-68	Howley, Dan	1919, 1921-22	O'Neill, Steve	1941	Van Slyke, Andy	2006-09
Davenport, Jim	1991	Hudlin, Willis	1957-59	Ott, Ed	2001-02	Vincent, Al	1943-44
Deal, Cot	1973-74	Jones, Jeff	1995, 1998-00, 2002,	Overmire, Stubby	1963-66	Warthen, Dan	1999-2002
Donovan, Bill	1918		2007-	Parrish, Lance	1999-2001,	White, Jerry	1997-98
Dubuc, Jean	1930-31	Kelleher, Mick	2003-2005		2003-2005	White, Jo-Jo	1943-44
Ens, Jewel	1932	Kendall, Fred	1996-98	Parrish, Larry	1997-98	Whitmer, Dan	1992-94
Ezell, Glenn	1996	Knapp, Rick	2009-	Perkins, Cy	1934-39	Williams, Otto	1925
Ferrell, Rick	1950-53	Kress, Red	1940	Pinson, Vada	1985-91		

TIGERS ALL-TIME ROSTER

AMERICAN LEAGUE, 1901-2010

1,502 players have worn a Tigers uniform in a regular season game

— A —		Barfoot, Clyde (RHP) 1926	Billings, Josh (RHP) 1927-29	Brown, Ike (IF/OF) 1969-74
Abbott, Glenn (RHP) 1983-84	Aber, Al (LHP) 1953-57	Barnes, Frank (LHP) 1929	Birrer, Babe (RHP) 1955	Browning, Frank (RHP) 1910
Acevedo, Juan (RHP) 2002	Adams, Bob (C) 1977	Barnes, Sam (IF) 1921	Black, Bud (RHP) 1952, 1955-56	Bruce, Bob (RHP) 1959-61
Aguirre, Hank (LHP) 1958-67	Ahearn, Pat (RHP) 1995	Barnes, Skeeter (IF/OF) 1991-94	Blair, Willie (RHP) 1997, 1999-2001	Bruckmiller, Andy (RHP) 1905
Ainsmith, Eddie (C) 1919-21	Akers, Bill (IF) 1929-31	Barrett, Jimmy (OF) 1901-05	Blessitt, Ike (OF) 1972	Brumley, Mike (IF/OF) 1989
Aldred, Scott (LHP) 1990-92, 1996	Alexander, Dale (IF/OF) 1929-32	Bartee, Kimera (OF) 1996-99	Blomdahl, Ben (RHP) 1995	Brunsborg, Arlo (C) 1966
Alexander, Doyle (RHP) 1987-89	Allanson, Andy (C) 1991	Bartell, Dick (IF) 1940-41	Blodworth, Jimmy (IF) 1942-43, 1946	Brunson, Will (LHP) 1998-99
Allen, Dusty (IF/OF) 2000	Allen, Rod (OF) 1984	Bashang, Al (OF) 1912	Blue, Lu (IF/OF) 1921-27	Bruton, Billy (OF) 1961-64
Allen, Ernie (LHP) 1920	Alusik, George (OF) 1958, 1961-62	Bassler, Johnny (C) 1921-27	Bocachica, Hiram (IF/OF) 2002-03	Bucha, Johnny (C) 1953
Alvarado, Luis (IF) 1977	Alvarez, Gabe (IF) 1998-00	Batts, Matt (C) 1952-54	Bochtler, Doug (RHP) 1998	Buddin, Don (IF) 1962
Alvarez, Ossie (IF) 1959	Amoros, Sandy (OF) 1960	Baumann, Paddy (IF/OF) 1911-14	Bockus, Randy (RHP) 1989	Buelow, Fritz (C/IF) 1901-04
Anderson, Bob (RHP) 1963	Anderson, Josh (OF) 2009	Baumgartner, Harry (RHP) 1920	Boehler, George (RHP) 1912-16	Bullard, George (IF) 1954
Anderson, Matt (RHP) 1998-2003	Archer, Jimmy (C/IF) 1907	Baumgartner, John (IF) 1953	Boesch, Brennan (OF) 2010-	Bunning, Jim (RHP) 1955-63
Archie, George (IF) 1938	Arndt, Harry (IF/OF) 1902	Bautista, Danny (OF) 1993-96	Boever, Joe (RHP) 1993-95	Burke, Les (IF/C) 1923-26
Arroyo, Fernando (RHP) 1975, 1977-79	Auker, Elden (RHP) 1933-38	Bautista, Denny (RHP) 2008	Bogart, John (RHP) 1920	Burns, Bill (LHP) 1912
Ausmus, Brad (C) 1996, 1999-00	Averill, Earl (OF) 1939-40	Bautista, Jose (LHP) 1997	Bohanon, Brian (LHP) 1995	Burns, George (IF) 1914-17
Avery, Steve (LHP) 2003	Avila, Alex (C) 2009-	Bazardo, Yorlan (RHP) 2007-08	Boland, Bernie (RHP) 1915-20	Burns, Jack (IF) 1936
Ayers, Doc (RHP) 1919-21	— B —	Beamon, Trey (OF/DH) 1998	Bolling, Frank (IF) 1954, 1956-60	Burns, Joe (OF) 1913
Bailey, Bill (LHP) 1918	Bailey, Howard (LHP) 1981-83	Bean, Billy (OF) 1987-89	Bolling, Milt (IF) 1958	Burns, John (IF) 1903-04
Bair, Doug (RHP) 1983-85	Baker, Del (C) 1914-16	Beane, Billy (OF) 1988	Bolton, Cliff (C) 1937	Burnside, Pete (LHP) 1959-60
Baker, Doug (IF) 1984-87	Baker, Steve (RHP) 1978-79	Beard, Dave (RHP) 1989	Bolton, Tom (LHP) 1993	Burnside, Sheldon (LHP) 1978-79
Bako, Paul (C) 1998	Baldwin, Billy (OF) 1975	Beardman, Gene (LHP) 1951	Bonderman, Jeremy (RHP) 2003-10	Bush, Donie (IF) 1908-21
Bando, Chris (C) 1988	Baird, Wayne (IF/OF) 1954-56	Beck, Erv (IF/OF) 1902	Bonine, Eddie (RHP) 2008-10	Butera, Sal (C) 1983
Bare, Ray (RHP) 1975-77	Bell, Beau (OF) 1939	Beck, Walter (RHP) 1944	Boone, Danny (RHP) 1921	Byrd, Harry (RHP) 1957
	Belardi, Wayne (IF/OF) 1954-56	Beckendorf, Heinie (C) 1909-10	Boone, Ray (IF) 1953-58	Byrdak, Tim (LHP) 2007
	Beltran, Francis (RHP) 2008	Becker, Rich (OF) 2000	Borkowski, Dave (RHP) 1999-2001	— C —
	Benton, Al (RHP) 1938-42, 1945-48	Beland, Wayne (IF/OF) 1954-56	Borom, Red (IF) 1944-45	Cabell, Enos (IF/OF) 1982-83
	Berberet, Lou (C) 1959-60	Belcher, Tim (RHP) 1994	Boros, Steve (IF) 1957-58, 1961-62	Cabrera, Miguel (IF) 2008-
	Berenguer, Juan (RHP) 1982-85	Bell, Beau (OF) 1939	Borowy, Hank (RHP) 1950-51	Cadaret, Greg (LHP) 1994
	Bergman, Dave (IF) 1984-92	Beltrán, Francis (RHP) 2008	Boswell, Dave (RHP) 1971	Cain, Bob (LHP) 1951
	Bergman, Sean (RHP) 1993-95	Benton, Al (RHP) 1938-42, 1945-48	Brady, Jim (LHP) 1956	Cain, Les (LHP) 1968, 1970-72
	Bernazard, Tony (IF) 1991	Berberet, Lou (C) 1959-60	Branca, Ralph (RHP) 1953-54	Calvert, Paul (RHP) 1950-51
	Bernero, Adam (RHP) 2000-03	Berenguer, Juan (RHP) 1982-85	Brideweser, Jim (IF) 1956	Campbell, Bill (RHP) 1986
	Bero, Johnny (IF) 1948	Bergman, Dave (IF) 1984-92	Bridges, Rocky (IF) 1959-60	Campbell, Bruce (OF) 1940-41
	Berroa, Geronimo (DH/OF) 1998	Bergman, Sean (RHP) 1993-95	Bridges, Tommy (RHP) 1930-43, 1945-46	Campbell, Dave (IF) 1967-68
	Berry, Neil (IF) 1948-52	Bernazard, Tony (IF) 1991	Brinkman, Ed (IF) 1971-74	Campbell, Paul (IF) 1948-50
	Bertoia, Reno (IF/OF) 1953-58, 1961-62	Bernero, Adam (RHP) 2000-03	Brocaill, Doug (RHP) 1997-2000	Cantrell, Guy (RHP) 1930
	Beverlin, Jason (RHP) 2002	Bero, Johnny (IF) 1948	Brogna, Rico (IF) 1992	Capellan, Jose (RHP) 2007
	Beville, Monte (C/IF) 1904	Berrow, Lou (IF) 1931	Brookens, Ike (RHP) 1975	Cappuzzello, George (LHP) 1981
	Bilko, Steve (IF) 1960	Brown, Chris (IF) 1989	Brookens, Tom (IF/OF/C) 1979-88	Cardona, Javier (C) 2000-01
	Billingham, Jack (RHP) 1978-80	Brown, Darrell (OF) 1981	Brower, Lou (IF) 1931	Carisch, Fred (C) 1923
		Brown, Dick (C) 1961-62	Brown, Chris (IF) 1989	Carr, Charlie (IF) 1903-04
		Brown, Gates (OF/IF) 1963-75	Brown, Dick (C) 1961-62	Carreon, Mark (OF) 1992
			Brown, Dick (C) 1961-62	Carroll, Owwie (RHP) 1925, 1927-30
			Brown, Gates (OF/IF) 1963-75	Carswell, Frank (OF) 1953



TIGERS ALL-TIME ROSTER

Cary, Chuck (LHP) 1985-86
 Casale, Jerry (RHP) 1961-62
 Casanova, Raul (C) 1996-98
 Casey, Doc (IF) 1901-02
 Casey, Joe (C/OF) 1909-11
 Casey, Sean (IF) 2006-07
 Cash, Norm (IF/OF) 1960-74
 Cash, Ron (IF/OF) 1973-74
 Caster, George (RHP) 1945-46
 Castillo, Frank (RHP) 1998
 Castillo, Marty (C/IF/OF) 1981-85
 Catalanotto, Frank (IF) 1997-99
 Cavet, Pug (LHP) 1911, 1914-15
 Cedeno, Andujar (IF) 1996
 Cedeno, Roger (OF) 2001
 Cerutti, John (LHP) 1991
 Chance, Dean (RHP) 1971
 Chiti, Harry (C) 1960-61
 Chris, Mike (LHP) 1979
 Chrisley, Neil (OF/IF) 1959-60
 Christian, Bob (IF/OF) 1968
 Christman, Mark (IF) 1938-39
 Christopher, Mike (RHP) 1995-96
 Cicotte, Al (RHP) 1958
 Cicotte, Eddie (RHP) 1905
 Claire, Dave (IF) 1920
 Clark, Danny (IF/OF) 1922
 Clark, Jermaine (IF) 2001
 Clark, Mel (OF) 1957
 Clark, Phil (OF) 1992
 Clark, Tony (IF) 1995-2001
 Clarke, Nig (C) 1905
 Clarke, Rufe (RHP) 1923-24
 Clauss, Al (LHP) 1913
 Clevlen, Brent (OF) 2006-08
 Clifton, Flea (IF) 1934-37
 Cobb, Joe (PH) 1918
 Cobb, Ty (OF/IF/RHP) 1905-26
 Cochrane, Mickey (C) 1934-37
 Coffey, Jack (IF) 1918
 Coffman, Slick (RHP) 1937-39
Coke, Phil (LHP) 2010-
 Colavito, Rocky (OF) 1960-63
 Colbert, Nate (IF) 1975
 Cole, Bert (LHP) 1921-25
 Coleman, Joe, Sr. (RHP) 1955
 Coleman, Joe, Jr. (RHP) 1971-76
 Coleman, Vince (OF) 1997
 Coles, Darnell (IF/OF) 1986-87, 1990
 Collier, Orlin (RHP) 1931
 Collins, Dave (OF) 1986
 Collins, Kevin (IF/OF) 1970-71
 Collins, Rip (RHP) 1923-27
 Colon, Roman (RHP) 2005-06
 Colyer, Steve (LHP) 2004
 Comer, Wayne (OF/C) 1967-68, 1972
 Comstock, Ralph (RHP) 1913
 Conger, Dick (RHP) 1940
 Conkwright, Allen (RHP) 1920
 Connelly, Bill (RHP) 1950
 Cook, Earl (RHP) 1941
 Cooley, Dick (OF) 1905
 Coombs, Jack (RHP) 1920
 Cooper, Wilbur (LHP) 1926
 Corcoran, Tim (OF) 1977-80
 Cordero, Francisco (RHP) 1999
 Comejo, Nate (RHP) 2001-2004
 Corriden, Red (IF) 1912
 Cottier, Chuck (IF) 1961
 Couch, Johnny (RHP) 1917
 Coughlin, Bill (IF) 1904-08
 Courtney, Ernie (IF) 1903
 Coveleski, Harry (LHP) 1914-18
 Covington, Bill (RHP) 1911-12
 Cowens, Al (OF) 1980-81
 Cox, Red (RHP) 1920
 Cramer, Doc (OF) 1942-48
 Crawford, Jim (LHP) 1976-78
 Crawford, Sam (OF/IF) 1903-17
 Creek, Doug (LHP) 2005
 Crimian, Jack (RHP) 1957
 Cristante, Leo (RHP) 1955
 Crockett, Davey (IF) 1901
 Cronin, Jack (RHP) 1901-02
 Croucher, Frank (IF) 1939-41
 Crow, Dean (RHP) 1998

Crowder, General (RHP) 1934-36
 Cruceta, Francisco (RHP) 2008
 Crumpler, Ray (LHP) 1920
 Cruz, Deivi (IF) 1997-2001
 Cruz, Fausto (IF) 1996
 Cruz, Jacob (OF) 2002
 Cruz, Nelson (RHP) 1999-00
 Cullenbine, Roy (OF/IF) 1938-39, 1945-47
 Cummings, John (LHP) 1996-97
 Cunningham, George (RHP/OF) 1916-19, 1921
 Curry, Harry (IF) 1918
 Curtis, Chad (OF) 1995-96
 Cutshaw, George (IF) 1922-23
 Cuyler, Milt (OF) 1990-95

— D —

Dalton, Jack (OF) 1916
 Dalton, Mike (LHP) 1991
 Damon, Johnny (OF) 2010
 Daniel, Chuck (RHP) 1957
 Darenbourg, Vic (LHP) 2005
 Datz, Jeff (C/DH) 1989
 Daugherty, Doc (PH) 1951
 Daus, Hookey (RHP) 1912-26
 Davie, Jerry (RHP) 1959
 Davis, Eric (OF) 1993-94
 Davis, Harry (IF) 1932-33
 Davis, Storm (RHP) 1993-94
 Davis, Woody (RHP) 1938
 Deal, Charlie (IF) 1912-13
 Deer, Rob (OF) 1991-93
 Deering, John (RHP) 1903
 DeFate, Tony (IF) 1917
 DeJesus, Ivan (IF) 1988
 DeJohn, Mark (IF) 1982
 De La Cruz, Eulogio (RHP) 2007
 Delahanty, Jim (IF) 1909-12
 de los Santos, Luis (OF) 1991
 Delsing, Jim (OF) 1952-56
 Demeter, Don (OF/IF) 1964-66
 Demeter, Steve (IF) 1959
 Demmitt, Ray (OF) 1914
 Denehy, Bill (RHP) 1971
 Desautels, Gene (C) 1930-33
 DeSilva, John (RHP) 1993
 DeViveiros, Bernie (IF) 1927
 Didier, Bob (C) 1973
 DiFelice, Mike (C) 2004
 Dillard, Steve (IF) 1978
 Dillon, Pop (IF) 1901-02
 Dingman, Craig (RHP) 2004-05
 Disch, George (P) 1905
 Dishman, Glenn (LHP) 1997
 Dittmer, Jack (IF) 1957
 Dlugach, Brent (IF) 2009
 Dobson, Pat (RHP) 1967-69
 Doby, Larry (OF) 1959
 Doherty, John (RHP) 1992-95
 Doljack, Frank (OF/IF) 1930-34
 Dolsi, Freddy (RHP) 2008-09
 Donahue, Red (RHP) 1906
 Donohue, Jim (RHP) 1961
 Donovan, Dick (RHP) 1954
 Donovan, Wild Bill (RHP/IF/OF) 1903-12, 1918
 Doran, Tim (C) 1905
 Douglass, Sean (RHP) 2005
 Dowd, Snooks (IF) 1919
 Downs, Red (IF/OF) 1907-08
 Doyle, Jess (RHP) 1925-27
 Drake, Delos (OF/IF) 1911
 Dressen, Lee (IF) 1918
 Drill, Lew (C/OF/IF) 1904-05
 Dropo, Walt (IF) 1952-54
 DuBois, Brian (LHP) 1989-90
 Dubuc, Jean (RHP) 1912-16
 Dugan, Joe (IF) 1931
 Duran, Roberto (LHP) 1997-98
 Durbin, Chad (RHP) 2006-07
 Dustal, Bob (RHP) 1963
 Dyer, Ben (IF/OF/RHP) 1916-19
 Dyer, Duffy (C) 1980-81

— E —

Earl, Scott (IF) 1984
 Easley, Damion (IF) 1996-2002
 Eason, Mal (RHP) 1903

Easterling, Paul (OF) 1928, 1930
 Eaton, Zeb (RHP) 1944-45
 Eckenstahler, Eric (LHP) 2002-03
 Egan, Dick (LHP) 1963-64
 Egan, Wish (RHP) 1902
 Ehmke, Howard (RHP) 1916-17, 1919-22
 Eischen, Joey (LHP) 1996
 Eisenstat, Harry (LHP) 1938-39
 Elberfeld, Kid (IF) 1901-03
 Elder, Heinie (LHP) 1913
 Ellison, Bert (IF/OF) 1916-20
 Encarnacion, Juan (OF) 1997-2001
 Engle, Dave (IF/OF/C) 1986
 English, Gil (IF) 1936-37
 Ennis, John (RHP) 2004
 Erickson, Eric (RHP) 1916, 1918-19
 Erickson, Hal (RHP) 1953
 Erwin, Tex (C) 1907
 Eubank, John (RHP) 1905-07
 Evans, Darrell (IF) 1984-88
 Everett, Adam (IF) 2009-10
 Evers, Hoot (OF) 1941, 1946-52, 1954

— F —

Face, Roy (RHP) 1968
 Fahey, Bill (C) 1981-83
 Fain, Ferris (IF) 1955
 Farley, Bob (IF/OF) 1962
 Farmer, Ed (RHP) 1973
 Farnsworth, Jeff (RHP) 2002
 Farnsworth, Kyle (RHP) 2005, 2008
 Farrell, John (RHP) 1996
 Faul, Bill (RHP) 1962-64
 Federoff, Al (IF) 1951-52
 Felix, Junior (OF) 1994
 Feller, Jack (C) 1958
 Fernandez, Chico (IF) 1960-63
 Ferry, Cy (RHP) 1904
 Fick, Robert (C/IF/OF) 1998-2002
 Fidrych, Mark (RHP) 1976-80
 Fielder, Cecil (IF) 1990-96
 Fields, Bruce (OF) 1986
 Fien, Casey (RHP) 2009-10
 Figaro, Alfredo (RHP) 2009-10
 Finigan, Jim (IF) 1957
 Finneran, Happy (RHP) 1918
 Fischer, Bill (RHP) 1958, 1960-61
 Fischer, Carl (LHP) 1933-35
 Fisher, Ed (RHP) 1902
 Fisher, Fritz (LHP) 1964
 Flagstead, Ira (OF/IF) 1917, 1919-23
 Flaherty, John (C) 1994-96
 Fleming, Les (OF) 1939
 Fletcher, Scott (IF) 1995
 Fletcher, Tom (LHP) 1962
 Fletcher, Van (RHP) 1955
 Florie, Bryce (RHP) 1998-99
 Flowers, Ben (RHP) 1955
 Floyd, Bubba (IF) 1944
 Flynn, Doug (IF) 1985
 Foiles, Hank (C) 1960
 Foor, Jim (LHP) 1971-72
 Ford, Gene (RHP) 1905
 Fossum, Casey (LHP) 2008
 Foster, Larry (RHP) 1963
 Fothergill, Bob (OF) 1922-30
 Foucault, Steve (RHP) 1977-78
 Fox, Pete (OF) 1933-40
 Fox, Terry (RHP) 1961-66
 Foytack, Paul (RHP) 1953, 1955-63
 Francis, Ray (LHP) 1923
 Francona, Tito (OF) 1958
 Franklin, Murray (IF) 1941-42
 Frasier, Vic (RHP) 1933-34
 Frazier, Jeff (OF) 2010
 Freehan, Bill (C) 1961, 1963-76
 Freese, George (PH) 1953
 French, Luke (LHP) 2009
 Fried, Cy (LHP) 1920
 Friend, Owen (IF) 1953
 Frisk, Emil (RHP/OF) 1901
 Froats, Bill (LHP) 1955
 Fryman, Travis (IF) 1990-97
 Fryman, Woodie (LHP) 1972-74
 Fuchs, Charlie (RHP) 1942
 Fuentes, Tito (IF) 1977

Fuller, Frank (IF) 1915-16
 Funk, Liz (OF) 1930

— G —

Gagnon, Chick (IF) 1922
 Gaillard, Eddie (RHP) 1997
 Gainer, Del (IF) 1909, 1911-14
 Gakeler, Dan (RHP) 1991
 Galarraga, Armando (RHP) 2008-10
 Gallagher, Doug (LHP) 1962
 Galloway, Chick (IF/OF) 1928
 Gamble, John (IF) 1972-73
 Garbey, Barbaro (IF/OF) 1984-85
 Garbowski, Alex (PR) 1952
 Garcia, Freddy (RHP) 2008
 Garcia, Karim (OF) 1999-00
 Garcia, Luis (IF) 1999
 Garcia, Pedro (IF) 1976
 Gardiner, Mike (RHP) 1993-95
 Garver, Ned (RHP) 1952-56
 Gehringer, Charlie (IF) 1924-42
 Gelbert, Charley (IF) 1937
 Gentry, Rufe (RHP) 1943-44, 1946-48
 German, Franklyn (RHP) 2002-05
 Gernert, Dick (IF/OF) 1960-61
 Gessler, Doc (OF) 1903
 Giarratano, Tony (IF) 2005-07
 Gibson, Frank (C/OF) 1913
 Gibson, Kirk (OF/DH) 1979-87, 1993-95
 Gibson, Paul (LHP) 1988-91
 Gibson, Sam (RHP) 1926-28
 Giobell, Floyd (RHP) 1939-41
 Gilbreth, Bill (LHP) 1971-72
 Gill, George (RHP) 1937-39
 Gillespie, Bob (RHP) 1944
 Ginsberg, Joe (C) 1948, 1950-53
 Ginter, Matt (RHP) 2005
 Gladden, Dan (OF) 1992-93
 Gladding, Fred (RHP) 1961-67
 Glaiser, John (RHP) 1920
 Gleason, Kid (IF) 1901-02
 Gleaton, Jerry Don (LHP) 1990-91
 Glover, Gary (RHP) 2008
 Glynn, Ed (LHP) 1975-78
 Gohr, Greg (RHP) 1993-96
 Goldstein, Izzy (RHP) 1932
 Goldy, Purnal (OF) 1962-63
 Gomez, Alexis (OF) 2005-06
 Gomez, Chris (IF) 1993-96
 Gonzales, Dan (OF) 1979-80
Gonzalez, Enrique (RHP) 2010-
 Gonzalez, Juan (OF) 2000
 Gonzalez, Julio (IF) 1983
 Gonzalez, Luis (OF/DH) 1998
 Good, Andrew (RHP) 2005
 Gorsica, Johnny (RHP) 1940-44, 1946-47
 Goslin, Goose (OF) 1934-37
 Grabowski, Johnny (C) 1931
 Graham, Bill (RHP) 1966
 Graham, Kyle (RHP) 1929
 Granderson, Curtis (OF) 2004-09
 Grater, Mark (RHP) 1993
 Graterol, Beiker (RHP) 1999
 Gray, Ted (LHP) 1946, 1948-54
 Green, Lenny (OF) 1967-68
 Greenberg, Hank (IF/OF) 1930, 1933-41, 1945-46
 Greene, Altar (OF) 1979
 Greene, Willie (IF) 1903
 Greisinger, Seth (RHP) 1998, 2002
 Gremminger, Ed (IF) 1904
 Griggs, Art (IF) 1918
 Grilli, Jason (RHP) 2005-08
 Grilli, Steve (RHP) 1975-77
 Grissom, Marv (RHP) 1949
 Gromek, Steve (RHP) 1953-57
 Groom, Buddy (LHP) 1992-95
 Groth, Johnny (OF) 1946-52, 1957-60
 Grover, Bert (RHP) 1913
 Grubb, John (OF) 1983-87
 Grzenda, Joe (LHP) 1961
Guillen, Carlos (IF/OF) 2004-
 Gullickson, Bill (RHP) 1991-94
 Gumpert, Dave (RHP) 1982-83
 Gutierrez, Cesar (IF) 1969-71



— H —

Haas, David (RHP) 1991-93
 Hale, Sammy (IF/OF) 1920-21
 Hall, Charley (RHP) 1918
 Hall, Herb (RHP) 1918
 Hall, Joe (OF) 1995, 1997
 Hall, Marc (RHP) 1913-14
 Haller, Tom (C) 1972
 Halter, Shane (IF) 2000-2003
 Hamelin, Bob (IF/DH) 1997
 Hamilton, Earl (LHP) 1916
 Hamilton, Jack (RHP) 1964-65
 Hamlin, Luke (RHP) 1933-34
 Haney, Fred (IF) 1922-25
 Hankins, Don (RHP) 1927
 Hannahan, Jack (IF) 2006
 Hannan, Jim (RHP) 1971
 Harding, Charlie (RHP) 1913
 Hare, Shawn (OF) 1991-92
 Hargrave, Pinky (C) 1928-30
 Harley, Dick (OF) 1902
 Harper, Brian (OF/IF/C) 1986
 Harper, George (OF) 1916-18
 Harper, Terry (OF) 1987
 Harriger, Denny (RHP) 1998
 Harrington, Andy (PH) 1925
 Harris, Bob (RHP) 1938-39
 Harris, Bucky (IF) 1929, 1931
 Harris, Gail (IF) 1958-60
 Harris, Gene (RHP) 1994
 Harris, Ned (OF) 1941-43, 1946
 Harrist, Earl (RHP) 1953
 Haselman, Bill (C) 1999
 Hatfield, Fred (IF) 1952-56
 Hatter, Clyde (LHP) 1935, 1937
 Havens, Brad (LHP) 1989
 Hayworth, Ray (C) 1926, 1929-38
 Hazle, Bob (OF) 1958
 Heath, Bill (C) 1967
 Heath, Mike (C) 1986-90
 Hebner, Richie (IF) 1980-82
 Heffner, Don (IF) 1944
 Hegan, Jim (C) 1958
 Heilmann, Harry (OF/IF) 1914, 1916-29
 Heinkel, Don (RHP) 1988
 Henneman, Mike (RHP) 1987-95
 Hennessy, Les (IF) 1913
 Henriquez, Oscar (RHP) 2002
 Henry, Dwayne (RHP) 1995
 Henshaw, Roy (LHP) 1942-44
 Herbert, Ray (RHP) 1950-51, 1953-54
 Herman, Babe (OF) 1937
 Hernandez, Fernando (RHP) 1997
 Hernandez, Guillermo (LHP) 1984-89
 Herndon, Larry (OF) 1982-88
 Herring, Art (RHP) 1929-33
 Herzog, Whitey (OF/IF) 1963
 Hessman, Mike (IF) 2007-08
 Hetting, Gus (IF) 1906
 Hiatt, Phil (IF/OF) 1996
 Hickman, Piano Legs (IF/OF) 1904-05
 Hicks, Buddy (IF) 1956
 Higgins, Pinky (IF) 1939-44, 1946
 Higginson, Bobby (OF) 1995-2005
 High, Ed (LHP) 1901
 High, Hugh (OF) 1913-14
 Hiljus, Erik (RHP) 1999-00
 Hiller, John (LHP) 1965-70, 1972-80
 Hinch, A.J. (C) 2003
 Hitchcock, Billy (IF) 1942, 1946, 1953
 Hoef, Billy (LHP) 1952-59
 Hogsett, Chief (LHP) 1929-36, 1944
 Holdsworth, Fred (RHP) 1972-74
 Hollimon, Michael (IF) 2008
 Holling, Carl (RHP) 1921-22
 Holloway, Ken (RHP) 1922-28
 Holman, Shawn (RHP) 1989
 Holmes, Ducky (OF) 1901-02
 Holt, Chris (RHP) 2001
 Holtgrave, Vern (RHP) 1965
 Hooper, Kevin (IF) 2005-06
 Hoover, Joe (IF) 1943-45
 Hopp, Johnny (IF/OF) 1952
 Horton, Willie (OF) 1963-77
 Hosley, Tim (C/IF) 1970-71
 Host, Gene (LHP) 1956

Hostetler, Chuck (OF) 1944-45
 House, Frank (C) 1950-51, 1954-57, 1961
 House, Will (RHP) 1913
 Houtteman, Art (RHP) 1945-50, 1952-53
 Howard, Frank (IF/OF) 1972-73
 Hoyt, Waite (RHP) 1930-31
 Huber, Clarence (IF) 1920-21
 Hudson, Charles (RHP) 1989
 Huelsman, Frank (OF) 1904
 Huff, Aubrey (IF/OF) 2009
 Hughes, Tom (OF) 1930
 Huisman, Mark (RHP) 1988
 Humphrey, Terry (C) 1975
 Humphreys, Bob (RHP) 1962
 Hunter, Brian (OF) 1997-99
 Hurst, Jimmy (OF) 1997
 Hutchinson, Fred (RHP) 1939-41, 1946-53
 Hyers, Tim (IF/OF) 1996

— I —

Ignasiak, Gary (LHP) 1973
 Incaviglia, Pete (OF) 1991, 1998
 Infante, Omar (IF) 2002-07
Inge, Brandon (C/IF/OF) 2001-
 Ingram, Riccardo (OF) 1994
 Irvin, Ed (IF) 1912
 Ivie, Mike (DH) 1982-83

— J —

Jackson, Austin (OF) 2010-
 Jackson, Charlie (RHP) 1905
 Jackson, Damian (IF/OF) 2002
 Jackson, Edwin (RHP) 2009
 Jackson, Ron (IF) 1981
 Jackson, Ryan (OF) 2001-02
 Jacobson, Baby Doll (OF/IF) 1915
 Jaeger, Charlie (RHP) 1904
 James, Art (OF) 1975
 James, Bill (RHP) 1915-19
 James, Bob (RHP) 1982-83
 Jarvis, Kevin (RHP) 1997
 Jata, Paul (IF/OF) 1972
 Jefferies, Gregg (IF/OF) 1999-00
 Jennings, Hughie (IF) 1907, 1909, 1912, 1918
 Jensen, Bill (RHP) 1912
 Jensen, Marcus (C) 1997
 Jimenez, Jason (LHP) 2002
 Johns, Augie (LHP) 1926-27
 Johnson, Alex (OF) 1976
 Johnson, Brian (C) 1997
 Johnson, Dave (RHP) 1993
 Johnson, Earl (LHP) 1951
 Johnson, Howard (IF/OF) 1982-84
 Johnson, Jason (RHP) 2004-2005
 Johnson, Ken (LHP) 1952
 Johnson, Mark (RHP) 2000
 Johnson, Roy (OF) 1929-32
 Johnson, Syl (RHP) 1922-25
 Jones, Alex (LHP) 1903
 Jones, Bob (IF) 1917-25
 Jones, Dalton (IF/OF) 1970-72
 Jones, Davy (OF) 1906-12
 Jones, Deacon (RHP) 1916-18
 Jones, Elijah (RHP) 1907, 1909
 Jones, Jacque (OF) 2008
 Jones, Ken (RHP) 1924
 Jones, Lynn (OF) 1979-83
 Jones, Ruppert (OF) 1984
 Jones, Sam (RHP) 1962
 Jones, Todd (RHP) 1997-2001, 2006-08
 Jones, Tom (IF) 1909-10
 Jones, Tracy (OF) 1989-90
 Jordan, Milt (RHP) 1953
 Joyce, Matt (OF) 2008
 Jurrjens, Jair (RHP) 2007
 Justis, Walt (RHP) 1905

— K —

Kaiser, Jeff (LHP) 1991
 Kaline, Al (OF/IF/DH) 1953-74
 Kallio, Rudy (RHP) 1918-19
 Kane, Harry (LHP) 1903
 Kapler, Gabe (OF) 1998-99
 Karnuth, Jason (RHP) 2005

Kavanagh, Marty (IF/OF) 1914-16
 Keagle, Greg (RHP) 1996-98
 Kell, George (IF) 1946-52
 Kelleher, Mick (IF) 1981-82
 Keller, Charlie (OF) 1950-51
 Keller, Kris (RHP) 2002
 Kelly, Bryan (RHP) 1986-87
Kelly, Don (OF) 2009-
 Kemp, Steve (OF) 1977-81
 Kennedy, Bob (IF/OF) 1956
 Kennedy, Vern (RHP) 1938-39
 Kerns, Russ (PH) 1945
 Kerr, John (IF/OF) 1923-24
 Kida, Masao (RHP) 1999-00
 Kiely, John (RHP) 1991-93
 Kilkenny, Mike (LHP) 1969-72
 Killefer, Red (IF/OF) 1907-09
 Killian, Ed (LHP) 1904-10
 Kimm, Bruce (C) 1976-77
 Kimsey, Chad (RHP) 1936
 King, Chick (OF) 1954-56
 King, Eric (RHP) 1986-88, 1992
 Kingsale, Gene (OF) 2003
 Kinney, Dennis (LHP) 1981
 Kinzer, Matt (RHP) 1990
 Kirke, Jay (IF/OF) 1910
 Kisinger, Rube (RHP) 1902-03
 Kitson, Frank (RHP) 1903-05
 Klassen, Danny (IF) 2003
 Klawitter, Al (RHP) 1913
 Kline, Ron (RHP) 1961-62
 Klippstein, Johnny (RHP) 1967
 Kneisch, Rudy (LHP) 1926
 Knight, Ray (IF) 1988
 Knotts, Gary (RHP) 2003-2004
 Knox, John (IF) 1972-75
 Knudsen, Kurt (RHP) 1992-94
 Koch, Al (RHP) 1963-64
 Koehler, Brad (C) 1912
 Koenig, Mark (IF/RHP) 1930-31
 Kolloway, Don (IF) 1949-52
 Kopplitz, Howie (RHP) 1961-62
 Korincic, George (RHP) 1966-67
 Kostro, Frank (IF/OF) 1962-63
 Krenchicki, Wayne (IF) 1983
 Kress, Charlie (IF/OF) 1954
 Kress, Red (IF) 1939-40
 Kretlow, Lou (RHP) 1946, 1948-49
 Kreuter, Chad (C) 1992-94
 Krueger, Bill (LHP) 1993-94
 Krynoski, Dick (IF) 1950-51
 Kuenn, Harvey (IF/OF) 1952-59
 Kuntz, Rusty (OF/IF/DH) 1984-85

— L —

Laabs, Chet (OF) 1937-39
 Labine, Clem (RHP) 1960
 Lafitte, Ed (RHP) 1909, 1911-12
 Laga, Mike (IF) 1982-86
 LaGrow, Lerrin (RHP) 1970, 1972-75
 Laird, Gerald (C) 2009-10
 Lake, Eddie (IF) 1946-50
 Lake, Joe (RHP) 1912-13
 Lakeman, Al (C) 1954
 Lambert, Chris (RHP) 2008-09
 Lamont, Gene (C) 1970-72, 1974-75
 Lancaster, Les (RHP) 1992
 Landis, Jim (OF) 1967
 Lane, Marvin (OF) 1971-74, 1976
 LaPoint, Dave (LHP) 1986
 Larish, Jeff (IF) 2008-10
 Larkin, Steve (RHP) 1934
 Lary, Frank (RHP) 1954-64
 Lasher, Fred (RHP) 1967-70
 Lathers, Chick (IF) 1910-11
 Lau, Charlie (C) 1956, 1958-59
 Lawrence, Bill (OF) 1932
 Lawson, Roxie (RHP) 1933, 1935-39
 Laxton, Bill (LHP) 1976
 Lazorko, Jack (RHP) 1986
 Leach, Rick (IF/OF) 1981-83
 Ledbetter, Razor (RHP) 1915
 Ledezma, Wilfredo (LHP) 2003-07
 Lee, Don (RHP) 1957-58
 LeFlore, Ron (OF) 1974-79
 Leinhausner, Bill (OF) 1912
 Leiter, Mark (RHP) 1991-93

Lelivelt, Bill (RHP) 1909-10
 Lemanczyk, Dave (RHP) 1973-76
 Lemon, Chet (OF) 1982-90
 Lenhardt, Don (OF) 1952
 Lentine, Jim (OF) 1980
 Leonard, Dutch (LHP) 1919-21, 1924-25
 Lepcio, Ted (IF) 1959
 LePine, Peter (OF/IF) 1902
 Lerchen, George (OF) 1952
 Leshnock, Don (LHP) 1972
 Levine, Al (RHP) 2004
 Lewis, Colby (RHP) 2006
 Lewis, Mark (IF) 1996
 Lewis, Richie (RHP) 1996
 Lima, Jose (RHP) 1994-96, 2001-02
 Lindbeck, Em (PH) 1960
 Lindeman, Jim (IF) 1990
 Lindsay, Pinky (IF) 1905-06
 Livingstone, Scott (OF) 1991-94
 Lockhead, Harry (IF) 1901
 Logan, Bob (LHP) 1937
 Logan, Nook (OF) 2004-05
 Lolich, Mickey (LHP) 1963-75
 Lombard, George (OF) 2002
 Long, Herman (IF) 1903
 Lopez, Aquilino (RHP) 2007-08
 Lopez, Aurelio (RHP) 1979-85
 Lorenzen, Lefty (LHP) 1913
 Loudell, Art (RHP) 1910
 Louden, Baldy (IF/OF) 1912-13
 Loux, Shane (RHP) 2002-03
 Love, Slim (LHP) 1919-20
 Lovullo, Torey (IF) 1988-89
 Lowdermilk, Grover (RHP) 1915-16
 Lowe, Bobby (IF/OF) 1904-07
 Lowry, Dwight (C) 1984, 1986-87
 Ludolph, Willie (RHP) 1924
 Lugo, Urbano (RHP) 1990
 Lumpe, Jerry (IF) 1964-67
 Lund, Don (OF) 1949, 1952-54
 Lusader, Scott (OF) 1987-90
 Lush, Billy (OF/IF) 1903
 Lynn, Fred (OF) 1988-89
 Lynn, Red (RHP) 1939
 Lyon, Brandon (RHP) 2009

— M —

Maas, Duke (RHP) 1955-57
 MacCormack, Frank (RHP) 1976
 MacDonald, Bob (LHP) 1993
 Machemer, Dave (IF) 1979
 Macias, Jose (IF) 1999-2002
 Madden, Morris (LHP) 1987
 Maddox, Elliott (IF/OF) 1970
 Madison, Dave (RHP) 1952-53
 Madison, Scotti (IF/DH) 1985-86
 Madlock, Bill (IF/DH) 1987
 Magee Jr., Wendell (OF) 2000-02
 Maharg, Billy (IF) 1912
 Mahler, Mickey (LHP) 1985
 Maier, Bob (IF/OF) 1945
 Main, Alex (RHP) 1914
 Maisel, George (OF) 1916
 Makowski, Tom (LHP) 1975
 Malloy, Herm (RHP) 1907-08
 Malmberg, Harry (IF) 1955
 Manders, Hal (RHP) 1941-42, 1946
 Manion, Clyde (C/IF) 1920-24, 1926-27
 Mankowski, Phil (IF) 1976-79
 Manto, Jeff (IF/DH) 1998
 Manuel, Jerry (IF) 1975-76
 Manush, Heinie (OF/IF) 1923-27
 Mapes, Cliff (OF) 1952
 Marberry, Firpo (RHP) 1933-35
 Marentette, Leo (RHP) 1965
 Marlowe, Dick (RHP) 1951-56
 Maroth, Mike (LHP) 2002-07
 Marrow, Buck (RHP) 1932
 Marshall, Mike (RHP) 1967
 Martin, Billy (IF) 1958
 Martin, John (LHP) 1983



TIGERS ALL-TIME ROSTER

Martinez, Ramon (IF) 2005
 Mason, Roger (RHP) 1984
 Masterson, Walt (RHP) 1956
 Matchick, Tom (IF) 1967-69
 Mathews, Eddie (IF) 1967-68
 Mavis, Bob (PR) 1949
 Maxcy, Brian (RHP) 1995-96
 Maxwell, Charlie (OF/IF) 1955-62
 May, Milt (C) 1976-79
 Maybin, Cameron (OF) 2007
 Mayo, Eddie (IF) 1944-48
 McAllister, Sport (OF/IF/C) 1901-03
 McAuliffe, Dick (IF) 1960-73
 McBride, Macay (LHP) 2007
 McCarthy, Arch (RHP) 1902
 McCosky, Barney (OF) 1939-42, 1946
 McCoy, Benny (IF) 1938-39
 McCreery, Ed (RHP) 1914
 McCullers, Lance (RHP) 1990
 McCurry, Jeff (RHP) 1996
 McDermott, Mickey (LHP) 1958
 McDermott, Red (OF) 1912
 McDill, Allen (LHP) 2000
 McDonald, John (IF) 2005
 McFarlane, Orlando (C) 1966
 McGarr, Jim (IF) 1912
 McGarvey, Dan (OF) 1912
 McGehee, Pat (RHP) 1912
 McGuire, Deacon (C/IF) 1902-03, 1912
 McHale, John, Sr. (IF) 1943-45, 1947-48
 McIntyre, Matty (OF) 1904-10
 McKain, Archie (LHP) 1939-41
 McKee, Red (C) 1913-16
 McLain, Denny (RHP) 1963-70
 McLaughlin, Pat (RHP) 1937, 1945
 McLeland, Wayne (RHP) 1951-52
 McMackin, Sam (LHP) 1902
 McMahan, Don (RHP) 1968-69
 McManus, Frank (C) 1904
 McManus, Marty (IF) 1927-31
 McMillon, Billy (OF) 2000-01
 McMullin, Fred (IF) 1914
 McNabb, Carl (PH) 1945
 McNair, Eric (IF) 1941-42
 McRae, Norm (RHP) 1969-70
 McTigue, Bill (LHP) 1916
 Meacham, Rusty (RHP) 1991
 Meany, Pat (IF) 1912
 Mears, Chris (RHP) 2003
 Meeler, Phil (RHP) 1972
 Meluskey, Mitch (C) 2001-02
 Melvin, Bob (C) 1985
 Mercado, Orlando (C) 1987
 Mercer, Win (RHP) 1902
 Merritt, Herm (IF) 1921
 Mesa, Jose (RHP) 2007
 Metha, Scat (IF) 1940
 Metro, Charlie (OF) 1943-44
 Meyer, Dan (OF/IF) 1974-76
 Meyer, Dutch (IF) 1940-42
 Miceli, Dan (RHP) 1997
 Michael, Gene (IF) 1975
 Middleton, Jim (RHP) 1921
 Mierkowicz, Ed (OF) 1945, 1947-48
 Miller, Andrew (LHP) 2006-07
 Miller, Bob G. (LHP) 1953-56
 Miller, Bob L. (RHP) 1973
 Miller, Eddie (OF) 1982
 Miller, Hack (C) 1944-45
 Miller, Matt (LHP) 2001-2002
 Miller, Orlando (IF) 1997
 Miller, Roscoe (RHP) 1901-02
 Miller, Trevor (LHP) 1996
 Miner, Zach (RHP) 2006-09
 Mitchell, Clarence (LHP) 1911
 Mitchell, Willie (LHP) 1916-19
 Micki, Dave (RHP) 1999-2001
 Moehler, Brian (RHP) 1996-2002
 Moford, Herb (RHP) 1958
 Mohardt, John (OF) 1922
 Molinaro, Bobby (OF) 1975, 1977, 1983
 Monbouquette, Bill (RHP) 1966-67
 Monge, Sid (LHP) 1984
 Monroe, Craig (OF) 2002-07
 Montejó, Manny (RHP) 1961

Moore, Anse (OF) 1946
 Moore, Bill (RHP) 1925
 Moore, Jackie (C) 1965
 Moore, Mike (RHP) 1993-95
 Moore, Roy (LHP) 1922-23
 Mooty, Jake (RHP) 1944
 Morales, Jerry (OF) 1979
 Moran, Harry (LHP) 1912
 Moreland, Keith (IF/DH/C) 1989
 Morgan, Chet (OF) 1935, 1938
 Morgan, Tom (RHP) 1958-60
 Moriarty, George (IF/OF) 1909-15
 Morris, Hal (IF) 2000
 Morris, Jack (RHP) 1977-90
 Morris, Warren (IF) 2003
 Morrisette, Bill (RHP) 1920
 Morrison, Jim (IF) 1987-88
 Morton, Bubba (OF/IF) 1961-63
 Moseby, Lloyd (OF) 1990-91
 Moses, Gerry (C) 1974
 Moses, John (OF) 1991
 Mossi, Don (LHP) 1959-63
 Mueller, Les (RHP) 1941, 1945
 Mullen, Billy (IF) 1926
 Mullin, George (RHP/OF) 1902-13
 Mullin, Pat (OF) 1940-41, 1946-53
 Munoz, Mike (LHP) 1991-93
 Munson, Eric (IF) 2000-04
 Murphy, Dwayne (OF) 1988
 Murphy, Soldier Boy (IF) 1903
 Murray, Heath (LHP) 2001
 Myatt, Glenn (C) 1936
 Myers, Mike (LHP) 1995-97

— N —

Nagelson, Russ (OF/IF) 1970
 Nahorodny, Bill (PH) 1983
 Nance, Doc (OF) 1901
 Narleski, Ray (RHP) 1959
 Navarro, Julio (RHP) 1964-66
 Nekola, Bots (LHP) 1933
 Nelson, Lynn (RHP) 1940
 Ness, Jack (IF) 1911
 Nettles, Jim (OF) 1974
 Neun, Johnny (IF) 1925-28
 Nevin, Phil (OF/IF/C) 1995-97
 Newhouser, Hal (LHP) 1939-53
 Newsom, Bobo (RHP) 1939-41
Ni, Fu-Te (LHP) 2009-
 Nicholls, Simon (IF) 1903
 Nicholson, Fred (OF) 1917
 Niekro, Joe (RHP) 1970-72
 Nieman, Bob (OF) 1953-54
 Nieves, Melvin (OF/DH) 1996-97
 Nischwitz, Ron (LHP) 1961-62, 1965
 Nitkowski, C.J. (LHP) 1995-96, 1999-2001
 Nokes, Matt (C) 1986-90
 Noles, Dickie (RHP) 1987
 Nomo, Hideo (RHP) 2000
 North, Lou (RHP) 1913
 Northrup, Jim (OF/IF) 1964-74
 Norton, Greg (IF) 2004
 Nosek, Randy (RHP) 1989-90
 Novoa, Roberto, RHP 2004
 Nunez, Edwin (RHP) 1989-90

— O —

Oana, Prince (RHP) 1943, 1945
 O'Connell, John (IF) 1902
 Oglivie, Ben (IF/OF) 1974-77
 Okrie, Frank (LHP) 1920
 Oldham, Red (LHP) 1914-15, 1920-22
 O'Leary, Charley (IF/OF) 1904-12
 Olivares, Omar (RHP) 1996-97
Oliver, Andy (LHP) 2010-
 Oliver, Joe (C) 1998
 Olsen, Ole (RHP) 1922-23
 Olson, Gregg (RHP) 1996
 Olson, Karl (OF) 1957
 O'Mara, Ollie (IF) 1912
 O'Neal, Randy (RHP) 1984-86
 Onslow, Eddie (IF) 1912-13
 Onslow, Jack (C) 1912
Ordonez, Magglio (OF) 2005-
 Orengo, Joe (IF) 1944
 O'Rourke, Frank (IF) 1924-26

Orrell, Joe (RHP) 1943-45
 Osborne, Bobo (IF) 1957-59, 61-62
 Oulaw, Jimmy (OF/IF) 1943-49
 Overmire, Stubby (LHP) 1943-49
 Owen, Frank (RHP) 1901
 Owen, Marv (IF) 1931, 1933-37
 Oyler, Ray (IF) 1965-68

— P —

Pacella, John (RHP) 1986
 Page, Phil (LHP) 1928-30
 Palmer, David (RHP) 1989
 Palmer, Dean (IF) 1999-2003
 Paniagua, Jose (RHP) 2002
 Papi, Stan (IF) 1980-81
 Paquette, Craig (IF/OF) 2002-03
 Parson, Johnny (IF) 1990-91
 Parent, Mark (C) 1996
 Parker, Clay (RHP) 1990
 Parker, Salty (IF) 1936
 Parks, Slicker (RHP) 1921
 Parrish, Lance (C) 1977-86
 Parsons, Dixie (C) 1939, 1942-43
 Partenheimer, Steve (IF) 1913
 Pasek, Johnny (C) 1933
 Pashnick, Larry (RHP) 1982-83
 Patrick, Bob (OF) 1941-42
 Patterson, Danny (RHP) 2000-04
 Patterson, Daryl (RHP) 1968-71
 Patterson, Jarrod (IF) 2001
 Payne, Fred (C/OF) 1906-08
 Pearson, Terry (RHP) 2002
 Peasley, Marv (LHP) 1910
 Pedrique, Al (IF) 1989
 Pemberton, Rudy (OF) 1995
 Pena, Carlos (IF) 2002-05
 Pena, Orlando (RHP) 1965-67
 Pena, Ramon (RHP) 1989
 Penn, Shannon (IF) 1995-96
 Pentz, Gene (RHP) 1975
 Peplowski, Pepper (IF) 1913
 Pepper, Don (IF) 1966

Peralta, Jhonny (IF) 2010-
 Percival, Troy (RHP) 2005
 Perez, Neifi (IF) 2006-07
 Perez, Timo (OF) 2007
 Perisho, Matt (LHP) 2001-2002
 Perkins, Cy (PH) 1934
 Pernoll, Hub (LHP) 1910, 1912
 Perranoski, Ron (LHP) 1971-72
 Perritt, Pol (RHP) 1921
 Perry, Boyd (IF) 1941
 Perry, Clay (IF) 1908
 Perry, Hank (OF) 1912
 Perry, Jim (RHP) 1973

Perry, Ryan (RHP) 2009-
 Pesky, Johnny (IF) 1952-54
 Peters, John (C) 1915
 Peters, Rick (IF/OF) 1979-81
 Petrick, Ben (OF) 2003
 Petry, Dan (RHP) 1979-87, 1990-91
 Pettis, Gary (OF) 1988-89, 1992
 Pettyjohn, Adam (LHP) 2001
 Phillips, Dave (IF/OF) 1957
 Phillips, Bubba (IF/OF) 1955, 1963-64
 Phillips, Eddie (C) 1929
 Phillips, Jack (IF/OF) 1955-57
 Phillips, Red (RHP) 1934, 1936
 Phillips, Tony (IF) 1990-95
 Pierce, Billy (LHP) 1945, 1948
 Pierce, Jack (IF) 1975
 Piet, Tony (IF) 1938
 Pillette, Herman (RHP) 1922-24
 Pineda, Luis (RHP) 2001
 Pinelli, Babe (IF) 1920
 Pipp, Wally (IF) 1913
 Pippen, Cotton (RHP) 1939-40
 Pittaro, Chris (IF) 1985
 Platte, Al (OF) 1913
 Podres, Johnny (LHP) 1966-67
 Poffenberger, Boots (RHP) 1937-38
 Polanco, Placido (IF) 2005-09
 Polonia, Luis (DH/OF) 1999-00
 Poole, Jim (LHP) 2000

Porcello, Rick (RHP) 2009-
 Porter, J.W. (C/OF/IF) 1955-57
 Post, Lew (OF) 1902

Powell, Brian (RHP) 1998, 2002
 Powell, Ray (OF) 1913
 Power, Ted (RHP) 1988
 Pratt, Del (IF) 1923-24
 Presko, Joe (RHP) 1957-58
 Price, Jim (C) 1967-71
 Priddy, Jerry (IF) 1950-53
 Pride, Curtis (OF) 1996-97
 Proctor, Jim (RHP) 1959
 Prudhomme, Augie (RHP) 1929
 Pugh, Tim (RHP) 1997
 Purtell, Billy (IF) 1914
 Putman, Ed (C) 1979

— Q —

Quellich, George (OF) 1931

— R —

Rabelo, Mike (C) 2006-07
Raburn, Ryan (IF) 2004, 2007-
 Radatz, Dick (RHP) 1969
 Radcliff, Rip (OF/IF) 1941-43
 Rakow, Ed (RHP) 1964-65
 Ramirez, Wilkin (OF) 2009-10
 Randa, Joe (IF) 1998
 Rapada, Clay (LHP) 2007-09
 Rapp, Earl (OF) 1949
 Ray, Jim (RHP) 1974
 Raymond, Bugs (RHP) 1904
 Redman, Mark (LHP) 2001-2002
 Redmond, Wayne (OF) 1965, 1969
 Reed, Bob (RHP) 1969-70
 Reed, Jody (IF) 1997
 Reese, Rich (IF/OF) 1973
 Regan, Phil (RHP) 1960-65
 Reiber, Frank (C/OF) 1933-36
 Remneas, Alex (RHP) 1912
 Renfer, Erwin (RHP) 1913
 Rensa, Tony (C) 1930
 Renteria, Edgar (IF) 2008
 Reynolds, Bob (RHP) 1975
 Reynolds, Ross (RHP) 1914-15
 Rhiel, Billy (IF/OF) 1932-33

Rhymes, Will (IF) 2010-
 Ribant, Dennis (RHP) 1968
 Rice, Harry (OF/IF) 1928-30
 Richards, Paul (C) 1943-46
 Richardson, Nolen (IF) 1929, 1931-32
 Richie, Rob (OF) 1989
 Riebe, Hank (C) 1942, 1947-49
 Rigney, Topper (IF) 1922-25
 Rincon, Juan (RHP) 2009
 Ripken, Bill (IF) 1998
 Ritz, Kevin (RHP) 1989-92
 Rivera, Michael (C) 2001-02
 Roarke, Mike (C) 1961-64

Robbins, Bruce (LHP) 1979-80
 Roberts, Bip (OF/IF/DH) 1998
 Roberts, Dave (LHP) 1976-77
 Roberts, Rick (IF/OF) 1974-75
 Roberts, Willis (RHP) 1999
 Robertson, Jerry (RHP) 1970
 Robertson, Nate (LHP) 2003-09
 Robinson, Aaron (C) 1949-51
 Robinson, Eddie (IF) 1957
 Robinson, Jeff (RHP) 1987-90
 Robinson, Rabbit (IF/OF) 1904
 Rodney, Fernando (RHP) 2002-09
 Rodriguez, Aurelio (IF) 1971-79
 Rodriguez, Ivan (C) 2004-08
 Rodriguez, Steve (IF) 1995
 Rogalski, Joe (RHP) 1938
 Rogell, Billy (IF/OF) 1930-39
 Rogers, Kenny (LHP) 2006-08
 Pineda, Luis (RHP) 2001
 Rogovin, Saul (RHP) 1949-51
 Rojas, Mel (RHP) 1999
 Roman, Bill (IF) 1964-65
 Romero, Ed (IF) 1990

Rondeau, Henri (C/IF) 1913
 Roney, Matt (RHP) 2003
 Rooker, Jim (LHP) 1968
 Ross, Cody (OF) 2003
 Ross, Don (IF/OF) 1938, 1942-45
 Rossman, Claude (IF) 1907-09
 Rothschild, Larry (RHP) 1981-82
 Rowan, Jack (RHP) 1906
 Rowe, Schoolboy (RHP) 1933-42
 Rowland, Rich (C) 1990-93



Rozema, Dave (RHP) 1977-84
 Ruble, Art (OF) 1927
 Rucker, Dave (LHP) 1981-83
 Ruel, Muddy (C) 1931-32
 Ruhle, Vern (RHP) 1974-77
 Runyan, Sean (LHP) 1998-2000
 Russell, Jack (RHP) 1937
 Ryan, Dusty (C) 2008-09

— S —

Sabel, Erik (RHP) 2002
 Sager, A.J. (RHP) 1996-98
 Salas, Mark (C) 1990-91
 Salazar, Luis (OF/IF/DH) 1988
 Salazar, Oscar (IF) 2002
 Samford, Ron (IF) 1955, 1957
 Samuel, Juan (IF) 1994-95
 Samuels, Joe (RHP) 1930
 Sanchez, Alex (OF) 1985
 Sanchez, Alex (OF) 2003-2004
 Sanders, Reggie (IF) 1974
 Sanders, Scott (RHP) 1997-98
 Santana, Julio (RHP) 2002
 Santana, Marino (RHP) 1998
 Santana, Pedro (IF) 2001
Santiago, Ramon (IF) 2002-03, 2006-
 Santos, Victor (RHP) 2001
 Sardinha, Dane (C) 2008-09
 Sargent, Joe (IF) 1921
 Saucier, Kevin (LHP) 1981-82
 Saunders, Dennis (RHP) 1970
 Sbordz, Jay (RHP) 2010
 Scanlan, Bob (RHP) 1996
 Scarborough, Ray (RHP) 1953
 Schaefer, Germany (IF/OF) 1905-09
 Schaller, Biff (OF/IF) 1911
 Schang, Wally (C) 1931
 Schatzeder, Dan (LHP) 1980-81
 Scheibeck, Frank (IF) 1906
 Scherman, Fred (LHP) 1969-73
 Scherrer, Bill (LHP) 1984-86
Scherzer, Max (RHP) 2010-
 Schiappacasse, Lou (OF) 1902
Schlereth, Daniel (LHP) 2010-
 Schmack, Brian (RHP) 2003
 Schmidt, Boss (C/OF) 1906-11
 Schu, Rick (IF) 1989
 Schuble, Heinie (IF) 1929, 1932-35
 Schultz, Barney (RHP) 1959
 Schultz, Bob (LHP) 1955
 Schwabe, Mike (RHP) 1989-90
 Scrivener, Chuck (IF) 1975-77
 Seale, Johnnie (LHP) 1964-65
 Searcy, Steve (LHP) 1988-91
 Seats, Tom (LHP) 1940
 Seay, Bobby (LHP) 2006-09
 Secory, Frank (OF) 1940
 Seelbach, Chuck (RHP) 1971-74
 Semproch, Ray (RHP) 1960
 Sewell, Rip (RHP) 1932
 Sharon, Dick (OF) 1973-74
 Shaw, Al (C/IF) 1901
 Shaw, Bob (RHP) 1957-58
 Shea, Merv (C) 1927-29, 1939
 Sheets, Larry (OF) 1990
 Sheffield, Gary (OF) 2007-08
 Shelby, John (OF) 1990-91
 Shelley, Hugh (OF) 1935
 Shelton, Chris (C/IF) 2004-06
 Sheridan, Pat (OF) 1986-88
 Sherry, Larry (RHP) 1964-67
 Shevlin, Jimmy (IF) 1930
 Shiver, Ivey (OF) 1931
 Shoop, Ron (C) 1959
 Shorten, Chick (OF/C) 1919-21
 Siddall, Joe (C) 1998
 Sierra, Ruben (OF/DH) 1996
 Siever, Ed (LHP) 1901-02, 1906-08
 Sigafos, Frank (IF) 1929
 Simmons, Al (OF/IF) 1936
 Simmons, Hack (IF/OF) 1910
 Simmons, Nelson (OF) 1984-85
 Simon, Randall (1B) 2001-02
 Sims, Duke (C/OF) 1972-73
 Sinatro, Matt (C) 1989
 Singleton, Duane (OF) 1996
 Sisler, Dave (RHP) 1959-60

Sizemore, Scott (IF) 2010-
 Skeels, Dave (RHP) 1910
 Skizas, Lou (OF/IF) 1958
 Skopec, John (LHP) 1903
 Slaton, Jim (RHP) 1978, 1986
 Slayback, Bill (RHP) 1972-74
 Sleater, Lou (LHP) 1957-58
 Small, Jim (OF) 1955-57
 Smith, Bob (LHP) 1959
 Smith, Clay (RHP) 1940
 Smith, George C. (IF) 1963-65
 Smith, George S. (RHP) 1926-29
 Smith, Heinie (IF) 1903
 Smith, Jack (IF) 1912
 Smith, Jason (IF) 2004-2005
 Smith, Rufus (LHP) 1927
 Smith, Willie (LHP) 1963
 Snell, Nate (RHP) 1987
 Sodowsky, Clint (RHP) 1995-96
 Sorrell, Vic (RHP) 1928-37
 Sosa, Elias (RHP) 1982
 Souchock, Steve (OF/IF) 1951-55
 Sparks, Steve (RHP) 2000-2003
 Sparma, Joe (RHP) 1964-69
 Speer, Kid (LHP) 1909
 Spencer, George (RHP) 1958, 1960
 Spencer, Tubby (C/IF) 1916-18
 Spikes, Charlie (OF) 1978
 Spoilman, Harry (IF) 1986
 Spurling, Chris (RHP) 2003-06
St. Pierre, Max (C) 2010-
 Stainback, Tuck (OF) 1940-41
 Stairs, Matt (IF) 2006
 Staley, Gerry (RHP) 1961
 Stanage, Oscar (C/IF) 1909-20, 1925
 Staton, Joe (IF) 1972-73
 Staub, Rusty (OF) 1976-79
 Steen, Bill (RHP) 1915
 Stegman, Dave (OF) 1978-80
 Steiner, Ben (PR) 1947
 Steverson, Todd (OF) 1995
 Stewart, Walter (LHP) 1921
 Stidham, Phil (RHP) 1994
 Stoddard, Bob (RHP) 1985
 Stone, John (OF) 1928-33
 Stoner, Lil (RHP) 1922, 1924-29
 Stovall, Jesse (RHP) 1904
 Strahler, Mike (RHP) 1973
 Strampe, Bob (RHP) 1972
 Strange, Doug (IF) 1989
 Streuli, Walt (C) 1954-56
 Stroud, Sailor (RHP) 1910
 Stuart, Marlin (RHP) 1949-52
 Stubbs, Franklin (IF/OF) 1995
 Stump, Jim (RHP) 1957, 1959
 Sturdivant, Tom (RHP) 1963
 Suggden, Joe (IF) 1912
 Suggs, George (RHP) 1908-09
 Sullivan, Billy, Sr. (C) 1916
 Sullivan, Billy, Jr. (C/IF) 1940-41
 Sullivan, Charlie (RHP) 1928, 1930-31
 Sullivan, Jack (IF) 1944
 Sullivan, Joe (LHP) 1935-36
 Sullivan, John E. (C) 1905
 Sullivan, John P. (C) 1963-65
 Sullivan, Russ (OF) 1951-53
 Summers, Champ (OF) 1979-81
 Summers, Ed (RHP) 1908-12
 Susce, George C. (C) 1932
 Susce, George D. (RHP) 1958-59
 Sutherland, Gary (IF) 1974-76
 Sutherland, Suds (RHP) 1921
 Sweeney, Bill (IF/OF) 1928
 Swift, Bob (C) 1944-53
 Sykes, Bob (LHP) 1977-78
 Szotkiewicz, Ken (IF) 1970

— T —

Tanana, Frank (LHP) 1985-92
 Tata, Jordan (RHP) 2006-07
 Tavener, Jackie (IF) 1921, 1925-28
 Taylor, Bennie (IF) 1952
 Taylor, Bill (OF) 1957-58
 Taylor, Bruce (RHP) 1977-79
 Taylor, Gary (RHP) 1969
 Taylor, Tony (IF/OF) 1971-73

Taylor, Wiley (RHP) 1911
 Tebbets, Birdie (C) 1936-42, 1946-47
 Terrell, Walt (RHP) 1985-88, 1990-92
 Terry, John (P) 1902
 Tettleton, Mickey (C/DH) 1991-94
 Thames, Marcus (OF) 2004-09
Thomas, Brad (LHP) 2010-
 Thomas, Bud (RHP) 1939-41
Thomas, Clete (OF) 2008-09
 Thomas, Frosty (RHP) 1905
 Thomas, George (IF/OF) 1957-58, 1961, 1964-65
 Thomas, Ira (C) 1908
 Thompson, Jason (IF) 1976-80
 Thompson, Justin (LHP) 1996-99
 Thompson, Sam (OF) 1906
 Thompson, Tim (C) 1958
 Thurman, Gary (OF) 1993
 Thurmond, Mark (LHP) 1986-87
 Timmerman, Tom (RHP) 1969-73
 Tingley, Ron (C) 1995
 Tobik, Dave (RHP) 1978-82
 Tobin, Jim (RHP) 1945
 Tolar, Kevin (LHP) 2000-01
 Tolman, Tim (OF) 1986-87
 Tomberlin, Andy (OF/DH) 1998
 Torgeson, Earl (IF) 1955-57
 Torres, Andres (OF) 2002-04
 Tracewski, Dick (IF) 1966-69
 Trammell, Alan (IF) 1977-96
 Trammell, Bubba (OF/DH) 1997
 Travers, Al (RHP) 1912
 Treanor, Matt (C) 2009
 Tresh, Tom (IF/OF) 1969
 Triandos, Gus (C) 1963
 Trout, Dizzy (RHP) 1939-52
 Troy, Bun (RHP) 1912
 Truby, Chris (IF) 2002
 Trucks, Virgil (RHP) 1941-43, 1945-52, 1956
 Trujillo, Mike (RHP) 1988-89
 Tsitouris, John (RHP) 1957
 Turner, Jerry (OF) 1982
 Tuttle, Bill (OF) 1952, 1954-57
 Tutwiler, Guy (IF/OF) 1911, 1913

— U —

Uhl, Bob (RHP) 1940
 Uhle, George (RHP) 1929-33
 Ujdur, Jerry (RHP) 1980-83
 Underwood, Pat (LHP) 1979-80, 1982-83
 Unser, Al (C/IF) 1942-44
 Urbani, Tom (LHP) 1996
 Urbina, Ugueth (RHP) 2004-2005
 Urdaneta, Lino (RHP) 2004

— V —

Valentinetti, Vito (RHP) 1958
Valverde, Jose (RHP) 2010-
 Vangilder, Elam (RHP) 1928-29
 Van Hekken, Andy (LHP) 2002
 Van Poppel, Todd (RHP) 1996
 Vasquez, Virgil (RHP) 2007
 Veach, Bobby (OF) 1912-23
 Veal, Coot (IF) 1958-60, 1963
 Vedder, Lou (RHP) 1920
 Veres, Randy (RHP) 1996
Verlander, Justin (RHP) 2005-
 Verzyer, Tom (IF) 1973-77
 Vico, Sam (IF) 1948-49
 Villafuerte, Brandon (RHP) 2000
 Vina, Fernando (IF) 2004
 Virgil, Ozzie (IF/C) 1958, 1960-61
 Vitt, Ossie (IF/OF) 1912-18

— W —

Wade, Jake (LHP) 1936-38
 Wagner, Hal (C) 1947-48
 Wagner, Mark (IF) 1976-80
 Wakefield, Dick (OF) 1941, 1943-44, 1946-49
 Wakeland, Chris (OF) 2001
 Walbeck, Matt (C) 1997, 2002-03
 Walewander, Jim (IF) 1987-88
 Walker, Dixie (OF) 1938-39
 Walker, Frank (OF) 1917-18
 Walker, Gee (OF) 1931-37
 Walker, Hub (OF) 1931, 1935, 1945

Walker, Jamie (LHP) 2002-06
 Walker, Luke (LHP) 1974
 Walker, Mike (RHP) 1996
 Walker, Tom (RHP) 1975
 Walkup, Jim E. (RHP) 1939
 Walkup, Jim H. (LHP) 1927
 Walsh, Jim (LHP) 1921
 Wapnik, Steve (RHP) 1990
 Ward, Gary (IF/OF) 1989-90
 Ward, Harry (OF) 1912
 Warden, Jon (LHP) 1968
 Warner, Jack (IF) 1925-28
 Warner, John (C) 1905-06
 Washburn, Jarrod (LHP) 2009
 Watson, Johnny (IF) 1930
 Weaver, Jeff (RHP) 1999-2002
 Weaver, Jim (OF) 1985
 Weaver, Roger (RHP) 1980
 Webb, Earl (OF/IF) 1932-33
 Webb, Skeeter (IF) 1945-46
 Wehmeier, Herm (RHP) 1958
 Wehler, Dick (RHP) 1953-54
Weinhardt, Robbie (RHP) 2010-
 Welch, Milt (C) 1945
Wells, Casper (OF) 2010-
 Wells, David (LHP) 1993-95
 Wells, Ed (LHP) 1923-27
 Wert, Don (IF) 1963-70
 Wertz, Vic (OF/IF) 1947-52, 1961-63
 Wheatley, Charlie (RHP) 1912
 Whillock, Jack (RHP) 1971
 Whitaker, Lou (IF) 1977-95
 White, Derrick (OF/IF) 1995
 White, Hal (RHP) 1941-43, 1946-52
 White, Jo-Jo (OF) 1932-38
 White, Rondell (OF) 2004-2005
 Whitehill, Earl (LHP) 1923-32
 Whiteside, Sean (LHP) 1995
 Wickander, Kevin (LHP) 1995
 Wickersham, Dave (RHP) 1964-67
 Wiggs, Jimmy (RHP) 1905-06
 Wight, Bill (LHP) 1952-53
 Wilcox, Milt (RHP) 1977-85
 Willett, Ed (RHP) 1906-13
 Williams, Brian (RHP) 1996
 Williams, Eddie (OF/IF/DH) 1996
 Williams, Frank (RHP) 1989
 Williams, Johnny (RHP) 1914
 Williams, Ken (OF) 1989-90
 Williams, Lefty (LHP) 1913-14
 Willis, Carl (RHP) 1984
 Willis, Dontrelle (LHP) 2008-10
 Wilson, Earl (RHP) 1966-70
 Wilson, Glenn (OF) 1982-83
 Wilson, Icehouse (PH) 1934
 Wilson, Jack (RHP) 1942
 Wilson, Mutt (RHP) 1920
 Wilson, Red (C) 1954-60
 Wilson, Squanto (C) 1911
 Wilson, Vance (C) 2005-08
 Wilson, Walter (RHP) 1945
 Wingo, Red (OF/IF) 1924-28
 Winter, George (RHP) 1908
 Wise, Casey (IF) 1960
 Wise, Hughie (C) 1930
 Witt, Kevin (IF) 2003
 Wockenfuss, John (C/OF/IF) 1974-83
 Wojey, Pete (RHP) 1956-57
 Wood, Bob (C) 1904-05
 Wood, Jake (IF/OF) 1961-67
 Wood, Jason (IF/DH) 1998-99
 Wood, Joe (IF) 1943
 Woodall, Larry (C) 1920-29
 Woodeshick, Hal (LHP) 1956, 1961
 Woods, Ron (OF) 1969
 Woodyard, Mark (RHP) 2005
 Works, Ralph (RHP) 1909-12
 Worrell, Tim (RHP) 1998
Worth, Danny (IF) 2010-
 Wuestling, Yats (IF) 1929-30
 Wyatt, John (RHP) 1968
 Wyatt, Whit (RHP) 1929-33

— Y —

Yan, Esteban (RHP) 2004
 Yde, Emil (LHP) 1929
 Yeager, Joe (IF/RHP/OF) 1901-03

TIGERS HISTORY



TIGERS ALL-TIME ROSTER

Yelle, Archie (C) 1917-19
 Yewcic, Tom (C) 1957
 York, Rudy (IF/C/OF) 1934, 1937-45
 Yost, Eddie (IF) 1959-60

Young, Dmitri (IF/OF) 2002-06
 Young, Ernie (OF) 2003
 Young, John (IF) 1971
 Young, Kip (RHP) 1978-79

Young, Ralph (IF) 1915-21
 — Z —
 Zachary, Chris (RHP) 1972
 Zamloch, Carl (RHP) 1913

Zepp, Bill (RHP) 1971
 Zernial, Gus (OF/IF) 1958-59
Zumaya, Joel (RHP) 2006-
 Zuverink, George (RHP) 1954-55

DETROIT NATIONAL LEAGUE CLUB

1881-1888

— B —
 Baldwin, Lady (LHP/OF), 1885-88
 Beatin, Eb (RHP), 1987-88
 Beattie, Dave (C/OF), 1884
 Bennett, Charlie (C/IF/OF), 1881-88
 Bradley, George (IF), 1881
 Brill, Frank (RHP), 1884
 Briody, Fatty (C), 1887
 Broughton, Cal (C), 1888
 Brouthers, Dan (IF), 1886-88
 Brown, Lew (IF/OF), 1881
 Bryant, George (IF), 1885
 Buker, Harry (IF/OF), 1884
 Burke, Walter (P), 1887
 Burns, Dick (OF/LHP), 1883

— C —
 Campau, Count (OF), 1888
 Casey, Bob (IF), 1882
 Casey, Dan (LHP), 1885
 Collins, Chub (IF), 1885
 Conway, Pete (RHP/OF), 1886-88
 Cox, Frank (IF), 1884
 Crane, Sam (IF/OF), 1885-86

— D —
 Decker, Harry (C/IF/OF), 1886
 Derby, George (RHP), 1881-82
 Donely, Jim (IF), 1885
 Dorgan, Mike (IF/OF), 1881
 Dunlap, Fred (IF/OF/RHP), 1886-87

— F —
 Farrell, Joe (IF/OF) 1882-84
 Foley, Will (IF), 1881
 Forster, Tom (IF), 1882

— G —
 Ganzel, Charlie (C/IF/OF), 1886-88
 Gastfield, Ed (C/IF/OF), 1884-85
 Geiss, Bill (IF/OF/P), 1884
 Gerhardt, Joe (IF), 1881
 Getzein, Charlie (RHP), 1884-88
 Gillen, Tom (C), 1888
 Gilligan, Barney (C), 1888
 Gruber, Henry (LHP), 1887-88
 Guiney, Ben (C/OF), 1883-84

— H —
 Halpin, Jim (IF), 1885
 Hanlon, Ned (IF/OF), 1881-88
 Houck, Sadie (IF), 1881, 1883

— J —
 Jones, Frank (IF/OF), 1884
 Jones, Jumping Jack (RHP), 1883

— K —
 Kearns, Tom (IF), 1882, 1884
 Kellogg, Nat (IF), 1885
 Kenzie, Walt (IF), 1882
 Knight, Lon (OF/IF), 1881-82

— L —
 LaRouque, Sam (IF), 1888
 Leary, Jack (OF/LHP), 1881
 Lowe, Richard (C), 1884
 Luff, Henry (IF), 1882

— M —
 Manning, Jimmy (IF/OF), 1885-87
 Mansell, Tom (IF/LHP), 1883
 McGeachy, Jack (OF), 1886

McGeary, Mike (IF), 1882
 McGuire, Deacon (C/OF), 1885, 1888
 McIntyre, Frank (P), 1883
 McQuery, Mox (IF/OF), 1885
 Meinke, Frank (IF/P/OF), 1884-85
 Moore, Jerry (C), 1885
 Moriarity, Gene (OF/IF/LHP), 1885
 Morrissey, John (IF), 1882
 Morton, Charlie (IF), 1885
 Mountain, Frank (RHP), 1881
 Moynahan, Mike (OF), 1881
 Mullane, Tony (P), 1881

— N —
 Nicholson, Parson (IF), 1888

— O —
 O'Leary, Dan (OF), 1881
 Olin, Frank (IF), 1885

— P —
 Phillips, Marr (IF), 1885
 Powell, Martin (IF/C), 1881-83
 Prince, Walter (IF/OF), 1884

— Q —
 Quest, Joe (IF-OF), 1883-85

— R —
 Radbourn, George (RHP/OF) 1883
 Reilley, Charlie (C/IF/OF), 1881
 Richardson, Hardy (IF/OF/RHP), 1886-88
 Ringo, Frank (C/IF/OF), 1885
 Robinson, Yank (IF/OF/RHP), 1882
 Rowe, Jack (IF/C), 1886-88

— S —
 Santry, Ed (IF), 1884

Scheffer, Ted (OF), 1888
 Scheibeck, Frank (IF), 1888
 Scott, Milt (IF), 1884-85
 Shaw, Dupee (LHP/OF), 1883-84
 Shindle, Bill (IF/OF), 1886-87
 Smith, Bill (P), 1886
 Smith, Phenomenal (LHP), 1886
 Stearns, Dan (IF), 1881
 Sutcliffe, Sy (IF/C/OF), 1888

— T —
 Taylor, Billy (OF), 1881
 Thompson, Sam (OF), 1885-88
 Trott, Sam (C/IF/OF), 1881-83
 Troy, Dasher (IF), 1881-82
 Twitchell, Larry (OF/RHP), 1886-88

— W —
 Weber, Harry (OF), 1884
 Weidmann, Stump (RHP/OF/IF), 1881-85, 1887
 Wells, Jake (C), 1888
 White, Deacon (IF/OF), 1886-88
 White, Will (RHP), 1881
 Whitney, Art (IF/RHP), 1881-82
 Willigrod, Julius (OF), 1882
 Wise, Sam (IF), 1881
 Wood, Fred (C/OF/IF), 1884
 Wood, George (OF/IF/RHP), 1881-85

— Z —
 Zimmer, Chief (C/OF), 1884

TIGERS ALL-TIME TRADES

1903

June 10 Acquired INFs Ernie Courtney and Herman Long from the **Yankees** for INF Kid Elberfield

1904

January 8 Acquired RHP Jesse Stovall and LHP Ed Killian from the **Indians** for OF Billy Lush
 July 25 Acquired C Monte Beville from the **Yankees** for C Frank McManus
 August 7 Acquired INF Piano Legs Hickman from the **Indians** for C Fritz Buelow and INF Charlie Carr

1909

August 13 Acquired INF Jim Delahanty from the **Senators** for INFs Germany Schaefer and Red Killefer
 August 20 Acquired INF Tom Jones from the **Browns** for INF Claude Rossman

1915

August 18 Acquired RHPs Bill James and Grover Lowdermilk from the **Browns** for OF Baby Doll Jacobson

1919

January 17 Acquired LHP Slim Love, C Eddie Ainsmith and OF Chick Shorten from the **Red Sox** for INF Ossie Vitt
 July 5 Acquired RHP Doc Ayers from the **Senators** for RHP Eric Erickson

1922

October 30 Acquired RHP Rip Collins and INF Del Pratt from the **Red Sox** for RHPs Carl Holling and Howard Ehmke, INF Danny Clark, OF Babe Herman and cash considerations
 November 24 Acquired LHP Ray Francis from the **Senators** for INF Chick Gagnon

1925

December 9 Acquired INF Homer Ezzell and OF Tex Vache from the **Red Sox** for INF Fred Haney

1927

January 15 Acquired C Pinky Hargrave and INFs Marty McManus and Bobby LaMotte from the **Browns** for LHP Lefty Stewart, INFs Frank O'Rourke and Billy Mullen and C Otto Miller
 December 2 Acquired RHP Elam Vangilder, INF Chick Galloway and OF Harry Rice from the **Browns** for INF Lu Blue and OF Heinie Manush

1928

December 11 Acquired RHP George Uhle from the **Indians** for RHP Ken Holloway and INF Jackie Tavener
 December 19 Acquired INF Bucky Harris from the **Senators** for INF Jack Warner

1930

May 30 Acquired RHP Waite Hoyt and INF Mark Koenig from the **Yankees** for RHP Ownie Carroll, INF Yats Wuestling and OF Harry Rice

1931

March 31 Acquired C Muddy Ruel from the **Red Sox** for INF Marty McManus

1932

June 12 Acquired OF Earl Webb from the **Red Sox** for INF Dale Alexander and OF Roy Johnson
 December 14 Acquired RHP Firpo Marberry and LHP Carl Fischer from the **Senators** for LHP Earl Whitehill



1933	
June 2	Acquired RHP Vic Frasier from the White Sox for RHP Whit Wyatt
December 12	Acquired C Mickey Cochrane from the Athletics for C Johnny Pasek and cash considerations
December 20	Acquired OF Goose Goslin from the Senators for OF John Stone
1936	
April 30	Acquired INF Jack Burns from the Browns for LHP Chief Hogsett
1937	
December 2	Acquired RHP Vern Kennedy, INF Tony Piet and OF Dixie Walker from the White Sox for C Mike Tresh, INF Marv Owen and OF Gee Walker
1938	
December 15	Acquired LHP Archie McKain and INF Pinky Higgins from the Red Sox for RHP Eldon Auker, LHP Jake Wade and OF Chet Morgan
1939	
May 13	Acquired RHPs Bobo Newsom and Jim Walkup, INF Red Kress and OF Beau Bell from the Browns for RHPs Vern Kennedy, Bob Harris, George Gill and Roxie Lawson, INF Mark Christman and OF Chet Laabs
June 14	Acquired OF Earl Averill from the Indians for LHP Harry Eisenstat and cash considerations
December 6	Acquired INF Dick Bartell from the Cubs for INF Billy Rogell
1940	
January 20	Acquired OF Bruce Campbell from the Indians for OF Beau Bell
1941	
December 12	Acquired INF Jimmy Bloodworth and OF Doc Cramer from the Senators for INF Frank Croucher and OF Bruce Campbell
1942	
July 17	Acquired RHP Jack Wilson from the Senators for INF Eric McNair (McNair refused to report)
1943	
October 11	Acquired C Bob Swift and INF Don Heffner from the Athletics for OF Rip Radcliff
1944	
December 12	Acquired INF Skeeter Webb from the White Sox for INF Joe Orengo
1945	
January 27	Acquired OF Roy Cullenbine from the Indians for INFs Don Ross and Dutch Meyer
1946	
January 3	Acquired INF Eddie Lake from the Red Sox for INF Rudy York
May 18	Acquired INF George Kell from the Athletics for OF Barney McCosky
1947	
May 20	Acquired C Hal Wagner from the Red Sox for C Birdie Tebbetts
1948	
November 10	Acquired C Aaron Robinson from the White Sox for LHP Billy Pierce and cash considerations
1949	
May 7	Acquired INF Don Kolloway from the White Sox for C Vern Rapp
December 14	Acquired INF Gerry Priddy from the Browns for RHP Lou Kretlow and cash considerations
December 17	Acquired INF Dick Kryhoski from the Yankees for OF Dick Wakefield
1951	
May 15	Acquired LHP Bob Cain from the White Sox for RHP Saul Rogovin
1952	
February 14	Acquired LHP Dick Littlefield, C Matt Batts, INF Ben Taylor and OF Cliff Mapes from the Browns for LHPs Gene Bearden and Bob Cain
June 3	Acquired LHP Bill Wight, INFs Johnny Pesky, Walt Dropo and Fred Hatfield and OF Don Lenhardt from the Red Sox for RHP Dizzy Trout, INFs George Kell and Johnny Lipon and OF Hoot Evers
August 14	Acquired RHPs Ned Garver, Dave Madison and Bud Black and OF Jim Delsing from the Browns for RHP Marlin Stuart, LHP Dick Littlefield and OFs Vic Wertz and Don Lenhardt
October 27	Acquired OF Jake Crawford from the Browns for INF Neil Berry and OF Cliff Mapes
December 4	Acquired INF Owen Friend, INF/OF J.W. Porter and OF Bob Nieman from the Browns for RHPs Virgil Trucks and Hal White and OF Johnny Groth
1953	
January 29	Acquired INF Billy Hitchcock from the Athletics for INF Don Kolloway
June 15	Acquired RHPs Steve Gromek and Dick Weik, LHP Al Aber and INF Ray Boone from the Indians for RHP Art Houtteman, LHP Bill Wight, C Joe Ginsberg and INF Owen Friend
1954	
May 29	Acquired C Robert Wilson from the White Sox for C Matt Batts
June 9	Acquired INF Wayne Belardi from the Dodgers for RHP Ernie Nevel, C John Bucha, INF Charley Kress and cash considerations
December 6	Acquired RHP Leo Cristante and INFs Ferris Fain and Jack Phillips from the White Sox for LHP Ted Gray, INF Walt Dropo and OF Bob Nieman
1955	
November 30	Acquired RHP Virgil Trucks from the White Sox for OF Bubba Phillips
1956	
May 15	Acquired INF Jim Brideweser and INF/OF Bob Kennedy from the White Sox for INF Fred Hatfield and OF Jim Delsing
December 3	Acquired RHPs Jack Crimian and Bill Harrington and INFs Eddie Robinson and Jim Finigan from the Athletics for RHPs Virgil Trucks and Ned Garver, LHP Gene Host and INF Wayne Belardi
1957	
February 12	Acquired INF Jack Dittmer from the Braves for OF Charles King and cash considerations
April 30	Acquired OF Karl Olson from the Red Sox for INF Jack Phillips
June 13	Acquired OF Dave Philley and cash considerations from the White Sox for INF Earl Torgeson
November 20	Acquired RHP Tom Morgan, LHP Maury McDermott, C Charlie Thompson, INF Billy Martin and OFs Gus Zernial and Lou Skizas from the Athletics for RHPs Duke Maas and John Tsitouris, C Frank House, INF Kent Hadley, OFs Bill Tuttle and Jim Small and a player to be named (INF Jim McManus)
1958	
January 28	Acquired INFs Ozzie Virgil and Gail Harris from the Giants for INF Jim Finigan and cash considerations
February 18	Acquired LHP Hank Aguirre and C Jim Hegan from the Indians for LHP Hal Woodeshick and C J.W. Porter
March 31	Acquired RHP Vito Valentinetti and INF Milt Bolling from the Indians for RHP Pete Wojey and cash considerations
June 15	Acquired RHP Bill Fischer and OF Tito Francona from the White Sox for RHP Bob Shaw and INF Ray Boone
June 23	Acquired RHP Al Cicotte from the Senators for RHP Vito Valentinetti



TIGERS ALL-TIME TRADES

July 27	Acquired C John Turk and cash considerations from the Phillies for C Jim Hegan
November 20	Acquired RHP Ray Narleski, LHP Don Mossi and INF Ossie Alvarez from the Indians for RHP Al Cicotte and INF Billy Martin
December 5	Acquired C Lou Berberet from the Red Sox for RHP Herb Moford
December 6	Acquired INFs Eddie Yost and Rocky Bridges and OF Neil Chrisley from the Senators for INFs Reno Bertoia and Ron Samford and OF Jim Delsing
1959	
January 29	Acquired OF Larry Doby from the Indians for OF Tito Francona
May 2	Acquired RHP Dave Sisler and INF Ted Lepcio from the Red Sox for LHP Billy Hoelt
October 15	Acquired RHP Don Kaiser, C Mike Roarke and INF Casey Wise from the Braves for RHP Don Lee and C Charlie Lau
1960	
April 12	Acquired INF Norm Cash from the Indians for INF Steve Demeter
April 17	Acquired OF Rocky Colavito from the Indians for OF Harvey Kuenn
May 6	Acquired OF Sandy Amoros from the Dodgers for INF Gail Harris
June 15	Acquired RHP Clem Labine from the Dodgers for RHP Ray Semproch
July 22	Acquired RHP Bill Fischer from the Senators for RHP Tom Morgan
July 25	Acquired C Hank Foiles from the Indians for C Bob Wilson and INF Rocky Bridges
December 7	Acquired RHP Terry Fox, C Dick Brown, INF Chuck Cottier and OF Bill Bruton from the Braves for INF Frank Bolling and OF Neil Chrisley
1961	
May 10	Acquired INF Jim Baumer from the Reds for INF Dick Gernert
June 5	Acquired LHP Hal Woodeschick from the Senators for INF Chuck Cottier
June 7	Acquired RHP Jerry Casale from the Angels for RHP Jim Donohue
July 31	Acquired RHP Gerry Staley and INF Reno Bertoia from the Athletics for RHP Bill Fischer and INF Ozzie Virgil
September 8	Acquired INF Vic Wertz from the Red Sox for cash considerations
December 1	Acquired RHP Sam Jones from the Colt 45's for RHPs Bob Bruce and Manny Montejo
1962	
June 25	Acquired INF/OF Bob Farley from the White Sox for OF Charlie Maxwell
November 25	Acquired INF Bubba Phillips from the Indians for RHP Gordon Seyfried and LHP Ron Nischwitz
November 26	Acquired C Gus Triandos and OF Whitey Herzog from the Orioles for C Dick Brown
November 27	Acquired RHP Bob Anderson from the Cubs for INF Steve Boros
1963	
August 23	Acquired OF Wayne Comer and cash considerations from the Senators for INF Larry Osborne
May 8	Acquired OF Lou Johnson and cash considerations from the Braves for INF Chico Fernandez
June 15	Acquired OF George Thomas and cash considerations from the Angels for RHP Paul Foytack and INF Frank Kostro
November 18	Acquired RHPs Ed Rakow and Dave Wickersham and INF Jerry Lumpe from the Athletics for RHP Bob Anderson, OF Rocky Colavito and cash considerations
December 4	Acquired RHP Jack Hamilton and OF Don Demeter from the Phillies for RHP Jim Bunning and C Gus Triandos
1964	
April 9	Acquired RHP Larry Sherry from the Dodgers for OF Lou Johnson and cash considerations
April 28	Acquired RHP Julio Navarro from the Angels for OF Willie Smith
1965	
October 4	Acquired RHP Bill Monbouquette from the Red Sox for INF George Smith and OF George Thomas
December 15	Acquired INF Dick Tracewski from the Dodgers for RHP Phil Regan
1966	
May 10	Acquired LHP Johnny Podres from the Dodgers for cash considerations
May 10	Acquired cash considerations from the Phillies for RHP Terry Fox
June 14	Acquired RHP Earl Wilson and OF Joe Christopher from the Red Sox for RHP Julio Navarro and OF Don Demeter
1967	
May 5	Acquired cash considerations from the Indians for RHP Orlando Pena
June 23	Acquired cash considerations from the Reds for OF Jake Wood
June 29	Acquired OF Jim Landis from the Astros for RHP Larry Sherry
August 17	Acquired INF Eddie Mathews from the Astros for RHP Fred Gladding and cash considerations
November 28	Acquired RHP Dennis Ribant from the Pirates for RHP Dave Wickersham
1968	
April 3	Acquired INF Fred Moulder from the Dodgers for LHP Hank Aguirre
July 26	Acquired RHP Don McMahon from the White Sox for RHP Dennis Ribant
1969	
June 14	Acquired INF/OF Tom Tresh from the Yankees for OF Ron Woods
December 3	Acquired RHP Jerry Robertson from the Expos for RHP Joe Sparna
December 4	Acquired RHP Joe Niekro from the Padres for RHP Pat Dobson and INF Dave Campbell
December 13	Acquired INF Dalton Jones from the Red Sox for INF Tom Matchick
1970	
May 22	Acquired LHP Bill Rohr and OF Russ Nagelson from the Indians for RHP Fred Lasher
October 9	Acquired RHPs Joe Coleman and Jim Hannan and INFs Eddie Brinkman and Aurelio Rodriguez from the Senators for RHPs Denny McLain and Norm McRae, INF Don Wert and OF Elliott Maddox
1971	
March 29	Acquired RHP Bill Zepp from the Twins for RHP Art Clifford and INF Bob Adams
June 12	Acquired INF Tony Taylor from the Phillies for RHPs Mike Fremuth and Carl Cavanaugh
December 2	Acquired C Tom Haller from the Dodgers for a player to be named (LHP Bernie Beckman) and cash considerations
1972	
May 9	Acquired INF/OF Reggie Sanders from the Athletics for LHP Mike Kilkeny
May 30	Acquired RHP Norm McRae from the Rangers for INF Dalton Jones
November 30	Acquired OF Dick Sharon from the Pirates for RHP Norm McRae and LHP Jim Foor
1973	
March 27	Acquired RHP Jim Perry from the Twins for RHP Danny Fife and cash considerations
April 2	Acquired C Charlie Sands from the Pirates for RHP Chris Zachary
May 14	Acquired C Bob Didier from the Braves for C Gene Lamont
June 15	Acquired RHP Ed Farmer from the Indians for RHP Tom Timmerman and INF Kevin Collins



October 23	Acquired OF Ben Oglivie from the Red Sox for INF Dick McAuliffe
December 3	Acquired RHP Jim Ray and INF Gary Sutherland from the Astros for LHP Fred Scherman and cash considerations
December 6	Acquired LHP Ray Newman from the Brewers for RHP Mike Strahler
1974	
August 19	Acquired C Gerry Moses from the Yankees and traded RHP Jim Perry to the Indians and RHP Ed Farmer to the Yankees (the Indians traded RHP Rick Sawyer and OF Walt Williams to the Yankees) <i>three-way deal</i>
November 18	Acquired INF Nate Colbert from the Padres for RHP Bob Strampe, INF Eddie Brinkman and OF Dick Sharon
December 4	Acquired RHP Tom Walker and C Terry Humphrey from the Expos for LHP Woodie Fryman
December 5	Acquired cash considerations from the Pirates for RHP Jim Ray
1975	
March 29	Acquired INF Jack Pierce from the Braves for INF/OF Reggie Sanders
May 29	Acquired RHP Bob Reynolds from the Orioles for RHP Fred Holdsworth
December 6	Acquired LHPs Dave Roberts and Jim Crawford and C Milt May from the Astros for RHPs Gene Pentz and Mark Lemongello, C Terry Humphrey and OF Leon Roberts
1976	
June 8	Acquired cash considerations from the Cubs for RHP Joe Coleman
June 10	Acquired INF Pedro Garcia from the Brewers for INF Gary Sutherland
1977	
April 12	Acquired RHP Steve Foucault from the Rangers for OF Willie Horton
July 30	Acquired cash considerations from the Cubs for LHP Dave Roberts
December 9	Acquired OF Charlie Spikes from the Indians for INF Tom Veryzer
December 9	Acquired RHP Jim Slaton and LHP Rich Folkers from the Brewers for OF Ben Oglivie
1978	
January 30	Acquired INF Steve Dillard from the Red Sox for RHPs Michael Burns and Frank Harris and cash considerations
March 6	Acquired RHP Jack Billingham from the Reds for LHP George Cappuzzello and OF John Valle
December 4	Acquired RHP Aurelio Lopez and OF Jerry Morales from the Cardinals for LHPs Bob Sykes and Jack Murphy
1979	
March 13	Acquired RHP Mardie Cornejo from the Mets for LHP Ed Glynn
March 20	Acquired INF Steve Dillard from the Cubs for C Ed Putman
May 25	Acquired OF Champ Summers from the Reds for LHP Sheldon Burnside
July 20	Acquired C Randy Schafer and cash considerations from the Expos for OF Rusty Staub
October 31	Acquired INF Richie Hebner from the Mets for INF Phil Mankowski and OF Jerry Morales
December 5	Acquired LHP Jeff Holly from the Twins for RHP Fernando Arroyo
December 7	Acquired cash considerations from the Padres for INF Aurelio Rodriguez
December 7	Acquired LHP Dan Schatzeder from the Expos for OF Ron LeFlore
1980	
March 14	Acquired C Duffy Dyer from the Expos for INF Jerry Manuel
May 12	Acquired cash considerations from the Red Sox for RHP Jack Billingham
May 27	Acquired OF Al Cowens from the Angels for INF Jason Thompson
June 2	Acquired OF Jim Lentine from the Cardinals for LHP John Martin and OF Al Greene
December 10	Acquired LHP Kevin Saucier from the Rangers for INF Mark Wagner
December 12	Acquired LHP Dennis Kinney from the Padres for OF Dave Stegman
1981	
April 1	Acquired INF Mick Kelleher from the Cubs for cash considerations
August 22	Acquired INF Ron Jackson from the Twins for OF Tim Corcoran
November 27	Acquired OF Chet Lemon from the White Sox for OF Steve Kemp
December 9	Acquired OF Larry Herndon from the Giants for LHPs Dan Schatzeder and Mike Chris
1982	
March 4	Acquired INF Enos Cabell and cash considerations from the Giants for OF Champ Summers
March 23	Acquired OF Ed Miller from the Braves for RHP Roger Weaver
March 30	Acquired RHP Elias Sosa from the Expos for cash considerations
April 21	Acquired cash considerations from the Angels for INF Mick Kelleher
October 7	Acquired cash considerations from the Padres for RHP Elias Sosa
1983	
March 24	Acquired OF John Grubb from the Rangers for RHP Dave Tobik
March 25	Acquired C Sal Butera from the Twins for C Stine Poole
June 22	Acquired RHP Doug Bair from the Cardinals for a player to be named (LHP Dave Rucker)
June 30	Acquired INF Wayne Krenchicki from the Reds for LHP Pat Underwood
November 21	Acquired cash considerations from the Reds for INF Wayne Krenchicki
1984	
March 27	Acquired LHP Willie Hernandez and INF Dave Bergman from the Phillies for C John Wockenfuss and OF Glenn Wilson
August 28	Acquired LHP Bill Scherrer from the Reds for a player to be named (RHP Carl Willis) and cash considerations
December 7	Acquired RHP Walt Terrell from the Mets for INF Howard Johnson
1985	
April 5	Acquired OF Alex Sanchez from the Giants for RHP Roger Mason
June 20	Acquired LHP Frank Tanana from the Rangers for RHP Duane James
October 7	Acquired RHP Eric King, LHP Dave LaPoint and C Matt Nokes from the Giants for RHPs Juan Berenguer and Scott Medvin and C Bob Melvin
November 13	Acquired OF Dave Collins from the Athletics for INF/OF Barbaro Garbey
December 12	Acquired INF/OF Darnell Coles from the Mariners for RHP Rich Monteleone
1986	
January 18	Acquired INF/OF Dave Engle from the Twins for INF Chris Pittaro and OF Alex Sanchez
July 9	Acquired LHP Mark Thurmond from the Padres for LHP Dave LaPoint
August 9	Acquired C Mike Heath from the Cardinals for RHP Ken Hill and a player to be named (INF Mike Laga)
1987	
January 27	Acquired OFs Terry Harper and Freddie Tiburcio from the Braves for RHP Randy O'Neal and LHP Chuck Cary
March 24	Acquired C Orlando Mercado from the Rangers for a player to be named (OF Ruben Guzman)



TIGERS ALL-TIME TRADES

May 5	Acquired RHP Balvino Galvez from the Dodgers for C Orlando Mercado
June 22	Acquired RHP Karl Best from the Mariners for RHP Bryan Kelly
June 26	Acquired RHP Shawn Holman and INF Pete Rice from the Pirates for OF Terry Harper
August 7	Acquired INF Jim Morrison from the Pirates for INF/OF Darnell Coles and a player to be named (LHP Morris Madden)
August 12	Acquired RHP Doyle Alexander from the Braves for RHP John Smoltz
September 22	Acquired RHP Dickie Noles from the Cubs for a player to be named (Noles returned to Cubs on October 23)
December 5	Acquired OF Gary Pettis from the Angels for RHP Dan Petry
1988	
February 24	Acquired INF Julius McDougal from the Twins for INF Doug Baker
February 27	Acquired INF Ray Knight from the Orioles for LHP Mark Thurmond
March 24	Acquired OF Billy Beane from the Twins for RHP Balvino Galvez
March 28	Acquired RHP Don Schulze from the Twins for RHP Karl Best
August 31	Acquired OF Fred Lynn from the Orioles for RHP Cesar Mejia, LHP Robinson Garces and C Chris Hoiles
August 31	Acquired RHP Ted Power from the Royals for LHP Mark Lee and C Rey Palacios
October 28	Acquired INF/OF Keith Moreland and INF Chris Brown from the Padres for RHP Walt Terrell
1989	
March 23	Acquired INF Mike Brumley from the Padres for INF Luis Salazar
March 23	Acquired RHP Charlie Hudson from the Yankees for INF Tom Brookens
March 23	Acquired OF Kenny Williams from the White Sox for RHP Eric King
June 16	Acquired OF Tracy Jones from the Giants for OF Pat Sheridan
July 17	Acquired OFs Domingo Michel and Steve Green from the Dodgers for OF Billy Bean
July 28	Acquired LHP Brian DuBois from the Orioles for INF Keith Moreland
December 6	Acquired RHP Matt Kinzer and OF Jim Lindeman from the Cardinals for RHP Marcos Betances, C Bill Henderson and INF Pat Austin
1990	
January 10	Acquired OF Larry Sheets from the Orioles for INF Mike Brumley
April 2	Acquired RHP Jerry Don Gleaton from the Royals for RHP Greg Everson
June 4	Acquired RHPs Lance McCullers and Clay Parker from the Yankees for C Matt Nokes
June 18	Acquired OF Darnell Coles from the Mariners for OF Tracy Jones
October 1	Acquired LHP Mike Munoz from the Dodgers for RHP Mike Wilkins
1991	
January 12	Acquired C Mickey Tettleton from the Orioles for RHP Jeff Robinson
January 22	Acquired INF Todd Haney from the Mariners for LHP Dave Richards
March 19	Acquired RHP Mark Leiter from the Yankees for INF Torey Lovullo
March 30	Acquired C Andy Allanson from the Royals for C Jim Baxter
June 25	Acquired INF Victor Rosario from the Braves for RHP Dan Petry
1992	
January 22	Acquired LHP Tony Castillo and OF Mark Carreon from the Mets for LHP Paul Gibson
1993	
March 31	Acquired OF Eric Davis from the Dodgers for a player to be named (RHP John DeSilva)
1994	
March 31	Acquired C Alan Zinter from the Mets for INF Rico Brogna
May 11	Acquired RHP Gene Harris from the Padres for INFs Scott Livingstone and Jorge Velandia
1995	
April 13	Acquired OF Chad Curtis from the Angels for INF Tony Phillips
July 31	Acquired RHP Dave Tuttle, LHP C.J. Nitkowski and a player to be named (INF Mark Lewis) from the Reds for LHP David Wells
August 7	Acquired a player to be named (LHP Mike Myers) from the Marlins for LHP Buddy Groom
August 10	Acquired a player to be named (INF Phil Nevin) from the Astros for RHP Mike Henneman
August 29	Acquired a player to be named (OF Derek Hacopian) from the Brewers for LHP Kevin Wickander
September 8	Acquired a player to be named (OF Phil Hiatt) from the Royals for INF Juan Samuel
1996	
January 23	Acquired OF Duane Singleton from the Brewers for LHP Henry Santos
March 11	Acquired RHP Randy Veres from the Marlins for INF Matt Brunson
March 22	Acquired RHP Ramon Fermin and INF Fausto Cruz from the Athletics for OF Phil Plantier
March 22	Acquired RHP Richie Lewis, C Raul Casanova and OF Melvin Nieves from the Padres for RHPs Sean Bergman and Cade Gaspar and OF Todd Stevenson
April 26	Acquired RHP Gregg Olson from the Reds for INF Yuri Sanchez
May 14	Acquired RHP John Farrell from the Indians for RHP Greg Granger
May 31	Acquired OF Anton French from the Braves for OF Danny Bautista
June 7	Acquired LHP Tom Urbani and INF Miguel Inzunza from the Cardinals for RHP Brian Maxcy and OF Micah Franklin
June 18	Acquired RHP Russell Spear, C Brad Ausmus and INF Andujar Cedeno from the Padres for C John Flaherty and INF Chris Gomez
July 31	Acquired RHP Matt Drews, OF Ruben Sierra and cash considerations from the Yankees for INF Cecil Fielder
July 31	Acquired INF Damion Easley from the Angels for RHP Greg Gohr
July 31	Acquired LHPs Joey Eischen and John Cummings from the Dodgers for OF Chad Curtis
August 26	Acquired two players to be named (RHP Kevin Gallaher and INF Pedro Santana) from the Astros for RHP Gregg Olson
September 11	Acquired cash considerations from the Astros for INF Andujar Cedeno
September 20	Acquired RHP Fernando Hernandez from the Padres for a player to be named (OF Justin Mashore)
October 28	Acquired RHP Ben Bailey and OF Decomba Conner from the Reds for OF Ruben Sierra and cash considerations
November 1	Acquired RHP Dan Miceli from the Pirates for RHP Clint Sodowsky
November 9	Acquired INF Deivi Cruz and OF Juan Herraiz from the Dodgers for INF Jeff Berblinger
December 10	Acquired RHPs Todd Jones and Doug Brocail, INF Orlando Miller, OF Brian Hunter and cash considerations from the Astros for RHP Jose Lima, LHPs Trever Miller and C.J. Nitkowski, C Brad Ausmus and INF Daryle Ward
December 10	Acquired LHP Roberto Duran from the Blue Jays for OF Anton French
December 11	Acquired C Matt Walbeck from the Twins for RHP Brent Stentz
December 16	Acquired INF Jesse Ibarra from the Giants for INF Mark Lewis
December 17	Acquired RHP Willie Blair and C Brian Johnson from the Padres for RHP Cam Smith and LHP Joey Eischen



1997

- March 22 Acquired INF Jody Reed from the **Padres** for RHP Matt Skremetta and OF Mike Darr
- July 16 Acquired C Marcus Jensen from the **Giants** for C Brian Johnson
- July 16 Acquired OF Earl Johnson from the **Padres** for INF Dave Hajek
- July 18 Acquired RHPs Scott Sanders and Dean Crow and INF Carlos Villalobos from the **Mariners** for RHPs Omar Olivares and Felipe Lira
- November 11 Acquired RHP Donne Wall and C Paul Bako from the **Reds** for OF Melvin Nieves
- November 18 Acquired RHP Matt Drews and INFs Joe Randa and Gabe Alvarez from the **Diamondbacks** for INF Travis Fryman
- November 18 Acquired RHP Tim Worrell and OF Trey Beamon from the **Padres** for RHPs Dan Miceli and Donne Wall and INF Ryan Balfe
- November 20 Acquired RHP Bryce Florie and cash considerations from the **Brewers** for RHP Rick Greene, LHP Mike Myers and INF Santiago Perez
- November 20 Acquired RHP Nick Skuse from the **Angels** for C Matt Walbeck and INF Phil Nevin
- November 24 Acquired cash considerations from the **Red Sox** for OF Jimmy Hurst

1998

- March 25 Acquired RHP Doug Bochtler from the **Athletics** for cash considerations
- June 23 Acquired a player to be named (INF Jason Wood) from the **Athletics** for OF Bip Roberts
- June 24 Acquired OF Geronimo Berroa from the **Indians** for RHP Tim Worrell and OF Dave Roberts
- December 4 Acquired RHP Willie Blair from the **Mets** for INF Joe Randa
- December 10 Acquired cash considerations from the **Red Sox** for RHP Marino Santana
- December 14 Acquired LHP Alberto Blanco from the **Marlins** for cash considerations
- December 14 Acquired RHP Beiker Graterol from the **Blue Jays** for RHP Eric Ludwick
- December 28 Acquired OF Karim Garcia from the **Diamondbacks** for OF Luis Gonzalez

1999

- January 14 Acquired LHP C.J. Nitkowski and C Brad Ausmus from the **Astros** for RHPs Dean Crow, Brian Powell and Mark Persails, C Paul Bako and INF Carlos Villalobos
- April 16 Acquired RHPs Dave Mlicki and Mel Rojas from the **Dodgers** for RHPs Robinson Checo and Apostol Garcia and LHP Rick Roberts
- April 28 Acquired two players to be named (LHP Andy Van Hekken and OF Jerry Amador) from the **Mariners** for OF Brian Hunter
- July 31 Acquired LHP Mike Maroth from the **Red Sox** for RHP Bryce Florie
- July 31 Acquired RHP Brandon Villafuerte from the **Marlins** for RHP Mike Drumright
- November 2 Acquired RHP Danny Patterson, C Gregg Zaun and OF Juan Gonzalez from the **Rangers** for RHP Francisco Cordero, LHPs Justin Thompson and Alan Webb, C Bill Haselman, INF Frank Catalanotto and OF Gabe Kapler

2000

- March 7 Acquired cash considerations from the **Royals** for C Gregg Zaun
- March 10 Acquired OF Wendell Magee from the **Phillies** for LHP Bobby Sismondo
- June 12 Acquired cash considerations from the **Orioles** for OF Karim Garcia
- July 17 Acquired OF Dusty Allen from the **Padres** for INF Gabe Alvarez
- July 18 Acquired INF Hal Morris from the **Reds** for cash considerations
- December 11 Acquired OF Roger Cedeno, RHP Chris Holt and C Mitch Meluskey from the **Astros** for RHPs Doug Brocail and Nelson Cruz and C Brad Ausmus
- December 15 Acquired LHP Matt Perisho from the **Rangers** for RHPs Kevin Moble and Brandon Villafuerte

2001

- June 23 Acquired RHP Jose Lima and cash considerations from the **Astros** for RHP Dave Mlicki
- July 28 Acquired LHP Mark Redman from the **Twins** for RHP Todd Jones
- December 11 Acquired INF/OF Dmitri Young from the **Reds** for RHP Luis Pineda and OF Juan Encarnacion
- December 13 Acquired RHP Joe Valentine from the **Expos** for cash considerations

2002

- March 23 Acquired C Matt Walbeck and INF Damian Jackson from the **Padres** for C Javier Cardona and OF Rich Gomez
- March 25 Acquired RHP Jose Paniagua from the **Rockies** for RHP Victor Santos and INF Ronnie Merrill
- May 16 Acquired INF Chris Truby from the **Expos** for INF Jose Macias
- June 19 Acquired OF George Lombard from the **Braves** for RHP Kris Keller
- July 6 Acquired RHP Franklyn German, INF Carlos Pena and a player to be named (RHP Jeremy Bonderman) from the **Athletics** for RHP Jeff Weaver
- July 23 Acquired INF David Espinosa and two players to be named (OF Noochie Varner and RHP Jorge Cordova) from the **Reds** for RHP Brian Moehler, INF Matt Boone and cash considerations
- July 25 Acquired OF Hiram Bocachica from the **Dodgers** for RHP Tom Farmer and a player to be named (RHP Jason Frasor)
- November 15 Acquired OF Gene Kingsale from the **Padres** for C Michael Rivera
- November 25 Acquired LHP Adrian Burnside and two players to be named (RHP Roberto Novoa and INF Kody Kirkland) from the **Pirates** for INF Randall Simon
- December 16 Acquired RHP Matt Roney from the **Pirates** for cash considerations
- December 16 Acquired INF Travis Chapman from the **Indians** for cash considerations

2003

- January 11 Acquired RHP Gary Knotts and LHPs Rob Henkel and Nate Robertson from the **Marlins** for RHP Jerrod Fuell and LHP Mark Redman
- March 27 Acquired RHP Chris Spurling from the **Braves** for LHP Matt Coenen
- May 27 Acquired OF Alex Sanchez from the **Brewers** for LHP Chad Petty and OF Noochie Varner
- July 13 Acquired OF Ben Petrick from the **Rockies** for RHP Adam Bernero

2004

- January 8 Acquired INF Carlos Guillen from the **Mariners** for INFs Ramon Santiago and Juan Gonzalez
- April 1 Acquired LHP Steve Colyer and cash considerations from the **Dodgers** for OF Cody Ross
- April 29 Acquired LHP Felix Sanchez from the **Cubs** for LHP Jon Connolly and a player to be named (LHP Eric Eckenstahler)
- August 31 Acquired cash considerations from the **Cubs** for C Mike DiFelice

2005

- January 6 Acquired C Vance Wilson from the **Mets** for INF Anderson Hernandez
- February 9 Acquired RHP Kyle Farnsworth and cash considerations from the **Cubs** for RHP Roberto Novoa, INF Scott Moore and OF Bo Flowers
- April 2 Acquired RHP Matt Ginter from the **Mets** for LHP Steve Colyer
- June 8 Acquired INF Placido Polanco from the **Phillies** for RHP Ugueth Urbina and INF Ramon Martinez
- July 22 Acquired INF John McDonald from the **Blue Jays** for cash considerations
- July 31 Acquired RHPs Roman Colon and Zach Miner from the **Braves** for RHP Kyle Farnsworth
- November 10 Acquired cash considerations from the **Blue Jays** for INF John McDonald
- December 8 Acquired cash considerations from the **Phillies** for RHP Chris Booker
- December 12 Acquired RHP Ricky Steik from the **Padres** for RHP Kenny Baugh



TIGERS ALL-TIME TRADES

2006

July 31 Acquired INF Sean Casey from the **Pirates** for RHP Brian Rogers
 August 20 Acquired INF Neifi Perez from the **Cubs** for C Chris Robinson
 September 1 Acquired cash considerations from the **Nationals** for OF Nook Logan
 November 10 Acquired OF Gary Sheffield from the **Yankees** for RHPs Anthony Claggett, Humberto Sanchez and Kevin Whelan
 December 7 Acquired LHP Edward Campusano from the **Brewers** for cash considerations

2007

February 7 Acquired RHP Yorman Bazardo from the **Mariners** for OF Jeff Frazier
 June 20 Acquired LHP Macay McBride from the **Braves** for LHP Wilfredo Ledezma
 June 22 Acquired a player to be named (RHP Chris Lambert) from the **Cardinals** for LHP Mike Maroth
 July 13 Acquired a player to be named (LHP Danny Christensen) from the **Royals** for RHP Roman Colon
 August 23 Acquired a player to be named (LHP Clay Rapada) from the **Cubs** for OF Craig Monroe
 October 29 Acquired INF Edgar Renteria from the **Braves** for RHP Jair Jurrjens and OF Gorkys Hernandez
 November 12 Acquired OF Jacque Jones from the **Cubs** for INF Omar Infante
 December 4 Acquired RHP Denny Bautista from the **Rockies** for RHP Jose Capellan
 December 5 Acquired LHP Dontrelle Willis and INF Miguel Cabrera from the **Marlins** for RHPs Burke Badenhop, Eulogio De La Cruz and Dallas Trahern, LHP Andrew Miller, C Mike Rabelo and OF Cameron Maybin
 December 5 Acquired OF Freddy Guzman from the **Rangers** for INF Chris Shelton

2008

February 4 Acquired RHP Armando Galarraga from the **Rangers** for OF Michael Hernandez
 April 30 Acquired RHP Zach Simons from the **Rockies** for RHP Jason Grilli
 June 25 Acquired RHP Kyle Pearson from the **Pirates** for RHP Denny Bautista
 July 30 Acquired RHP Kyle Farnsworth from the **Yankees** for C Ivan Rodriguez
 December 8 Acquired C Gerald Laird from the **Rangers** for RHPs Carlos Melo and Guillermo Moscoso
 December 11 Acquired RHP Edwin Jackson from the **Rays** for OF Matt Joyce

2009

March 30 Acquired OF Josh Anderson from the **Braves** for RHP Rudy Darrow
 July 30 Acquired cash considerations from the **Royals** for OF Josh Anderson
 July 31 Acquired LHP Jarrod Washburn from the **Mariners** for LHPs Luke French and Mauricio Robles
 August 17 Acquired INF/OF Aubrey Huff from the **Orioles** for RHP Brett Jacobson
 December 7 Acquired cash considerations from the **Rangers** for LHP Clay Rapada
 December 9 Acquired RHP Ian Kennedy, LHP Phil Coke and OF Austin Jackson from the **Yankees** for OF Curtis Granderson
 December 9 Acquired RHP Max Scherzer and LHP Daniel Schlereth from the **Diamondbacks** for RHPs Edwin Jackson and Ian Kennedy
 December 21 Acquired cash considerations from the **Padres** for C Dusty Ryan

2010

March 30 Acquired LHP Jay Voss from the **Marlins** for LHP Nate Robertson
 June 1 Acquired RHP Billy Buckner from the **Diamondbacks** for LHP Dontrelle Willis
 July 28 Acquired INF Jhonny Peralta from the **Indians** for LHP Giovanni Soto
 July 31 Acquired cash considerations from the **Braves** for OF Wilkin Ramirez
 November 4 Acquired a player to be named or cash considerations from the **Red Sox** for INF Brent Dlugach

2011

January 24 Acquired RHP Kevin Eichhorn and LHP Ryan Robowski from the **Diamondbacks** for RHP Armando Galarraga

TIGERS OPENING DAY LINEUPS

APRIL 25, 1901 @DET 14, MIL 13 Casey, 3b Barrett, cf Gleason, 2b Holmes, rf Dillon, 1b Elberfeld, ss Nance, lf Buelow, c Miller, p	APRIL 23, 1902 @CWS 12, DET 2 Barrett, cf Holmes, rf Casey, 3b Harley, lf Elberfeld, ss Gleason, 2b Dillon, 1b McGuire, c Miller, p	APRIL 22, 1903 @DET 4, CLE 2 Barrett, cf Smith, 2b Crawford, lf Carr, 1b Elberfeld, ss Gessler, rf Yeager, 3b McAllister, c Mullin, p	APRIL 14, 1904 DET 4, @STL 2 Barrett, cf McIntyre, lf O'Leary, ss Crawford, rf Gremminger, 3b Donovan, 1b Burns, 2b Buelow, c Mullin, p	APRIL 15, 1905 @CLE 6, DET 2 Jones, cf Coughlin, 3b McIntyre, lf Crawford, 1b Hickman, rf Schaefer, 2b O'Leary, ss Wood, c Mullin, p	APRIL 17, 1906 CWS 5, @DET 3 Jones, cf Schaefer, 2b McIntyre, lf Crawford, rf Coughlin, 3b Lindsay, 1b O'Leary, ss Warner, c Mullin, p	APRIL 11, 1907 @DET 2, CLE 0 McIntyre, lf Coughlin, 3b Crawford, cf Cobb, rf Rossman, 1b Schaefer, 2b Schmidt, c O'Leary, ss Mullin, p
APRIL 14, 1908 @CWS 15, DET 8 McIntyre, lf Schaefer, 2b Crawford, cf Cobb, rf Rossman, 1b Coughlin, 3b Thomas, c O'Leary, ss Siever, p	APRIL 14, 1909 @DET 2, CWS 0 McIntyre, lf Bush, ss Crawford, cf Cobb, rf Rossman, 1b Moriarty, 3b Schaefer, 2b Schmidt, c Mullin, p	APRIL 14, 1910 CLE 9, @DET 7 McIntyre, lf Bush, ss Cobb, rf Crawford, cf Delahanty, 2b Moriarty, 3b Jones, 1b Stanage, c Mullin, p	APRIL 13, 1911 @DET 4, CWS 2 Jones, lf Bush, ss Cobb, cf Crawford, rf Delahanty, 2b Moriarty, 3b Gainer, 1b Stanage, c Mullin, p	APRIL 11, 1912 @CLE 3, DET 2 Vitt, lf Louden, 3b Cobb, cf Crawford, rf Delahanty, 2b Gainer, 1b Bush, ss Stanage, c Mullin, p	APRIL 10, 1913 @STL 3, DET 1 Bush, ss Vitt, cf Crawford, rf Gainer, 1b Moriarty, lf Deal, 3b Louden, 2b Stanage, c Mullin, p	APRIL 14, 1914 @DET 3, STL 2 Bush, ss Baumann, 2b Cobb, cf Crawford, rf Veach, lf Burns, 1b Moriarty, 3b Stanage, c Dubuc, p
APRIL 14, 1915 CLE 5, @DET 1 Bush, ss Young, 2b Cobb, cf Crawford, rf Veach, lf Kavanagh, 1b Vitt, 3b Stanage, c Coveleski, p	APRIL 12, 1916 DET 4, @CWS 0 Bush, ss Vitt, 3b Cobb, cf Veach, lf Crawford, rf Heilmann, 1b Young, 2b Stanage, c Coveleski, p	APRIL 11, 1917 CLE 6, @DET 4 Bush, ss Young, 2b Cobb, cf Veach, lf Heilmann, rf Burns, 1b Jones, 3b Stanage, c James, p	APRIL 18, 1918 @CLE 6, DET 2 Dressen, 1b Bush, ss Veach, lf Vitt, 3b Ellison, rf Walker, cf Young, 2b Stanage, c Boland, p	APRIL 25, 1919 @DET 4, CLE 2 Bush, ss Jones, 3b Cobb, cf Veach, lf Heilmann, 1b Shorten, rf Young, 2b Ainsmith, c Ehmke, p	APRIL 14, 1920 @CWS 3, DET 2 Bush, ss Young, 2b Cobb, cf Veach, lf Heilmann, 1b Flagstead, rf Pinelli, 3b Stanage, c Daus, p	APRIL 14, 1921 @DET 6, CWS 5 Young, 2b Bush, ss Cobb, cf Veach, lf Heilmann, rf Jones, 3b Blue, 1b Ainsmith, c Leonard, p

TIGERS OPENING DAY LINEUPS



APRIL 12, 1922 @CLE 7, DET 4 Blue, 1b Cutshaw, 2b Veach, lf Heilmann, rf Jones, 3b Flagstead, cf Rigney, ss Bassler, c Oldham, p	APRIL 18, 1923 DET 9, @STL 6 Blue, 1b Jones, 3b Cobb, cf Veach, lf Heilmann, rf Cutshaw, 2b Rigney, ss Bassler, 2b Collins, p	APRIL 15, 1924 @DET 4, CLE 3 Blue, 1b Cobb, cf Fothergill, lf Heilmann, rf Pratt, 2b Rigney, ss Jones, 3b Bassler, c Dauss, p	APRIL 14, 1925 @DET 4, CWS 3 Neun, 1b Haney, 3b Manush, cf Heilmann, rf Wingo, lf Rigney, ss O'Rourke, 2b Woodall, c Leonard, p	APRIL 13, 1926 CLE 2, @DET 1 Warner, 3b O'Rourke, 2b Wingo, lf Fothergill, cf Heilmann, rf Blue, 1b Tavener, ss Bassler, c Whitehill, p	APRIL 15, 1927 DET 2, @STL 2 Tavener, ss McManus, 2b Manush, cf Fothergill, lf Heilmann, rf Blue, 1b Warner, 3b Bassler, c Whitehill, p	APRIL 11, 1928 STL 4, @DET 1 Neun, 1b Gehring, 2b Rice, cf Heilmann, rf Fothergill, lf McManus, 3b Tavener, ss Shea, c Billings, p
APRIL 16, 1929 @CLE 5, DET 4 Rice, cf Gehring, 2b Heilmann, rf Alexander, 1b Fothergill, lf McManus, 3b Richardson, ss Shea, c Whitehill, p	APRIL 15, 1930 @DET 6, STL 3 Johnson, rf Funk, cf Gehring, 2b Alexander, 1b Rice, lf McManus, 3b Rogell, ss Hayworth, c Uhle, p	APRIL 14, 1931 DET 7, @STL 3 Walker, lf Shiver, cf Gehring, 2b Alexander, 1b McManus, 3b Doljack, rf Akers, ss Schang, c Whitehill, p	APRIL 13, 1932 CLE 6, @DET 5 Johnson, rf Davis, 1b Stone, lf Gehring, 2b Rogell, ss Lawrence, cf Richardson, 3b Ruel, c Sorrell, p	APRIL 12, 1933 CLE 4, @DET 1 Davis, 1b Owen, 3b Gehring, 2b Walker, lf Stone, rf Fox, cf Rogell, ss Hayworth, c Bridges, p	APRIL 17, 1934 DET 8, @CWS 3 Rogell, ss Gehring, 2b Cochrane, c Goslin, lf Walker, rf Greenberg, 1b Doljack, cf Owen, 3b Marberry, p	APRIL 17, 1935 CWS 7, @DET 6 White, cf Cochrane, c Gehring, 2b Greenberg, 1b Goslin, lf Rogell, ss Walker, rf Owen, 3b Rowe, p
APRIL 14, 1936 DET 3, @CLE 0 Rogell, ss Cochrane, c Gehring, 2b Greenberg, 1b Simmons, cf Goslin, lf Fox, rf Owen, 3b Rowe, p	APRIL 20, 1937 @DET 4, CLE 3 White, cf Cochrane, c Gehring, 2b Greenberg, 1b Walker, rf Goslin, lf York, 3b Rogell, ss Auker, p	APRIL 19, 1938 @CWS 4, DET 3 Cullenbine, lf Walker, cf Gehring, 2b Greenberg, 1b York, c Fox, rf Ross, 3b Rogell, ss Lawson, p	APRIL 18, 1939 @DET 6, CWS 1 McCosky, cf Walker, lf Gehring, 2b Greenberg, 1b York, c Fox, rf Rogell, ss Croucher, ss Bridges, p	APRIL 16, 1940 STL 5, @DET 1 McCosky, cf Campbell, rf Gehring, 2b Greenberg, lf York, 1b Higgins, 3b Bartell, ss Tebbetts, c Newsom, p	APRIL 16, 1941 @STL 8, DET 1 Stainback, rf Gehring, 2b McCosky, cf Greenberg, lf York, 1b Higgins, 3b Bartell, ss Sullivan, c Newsom, p	APRIL 14, 1942 CLE 5, @DET 2 Bloodworth, 2b Cramer, cf McCosky, lf York, 1b Higgins, 3b Harris, rf McNair, ss Tebbetts, c Benton, p
APRIL 21, 1943 @CLE 1, DET 0 Cramer, cf Radcliff, rf Wakefield, lf York, 1b Higgins, 3b Bloodworth, 2b Hoover, ss Parsons, c Bridges, p	APRIL 18, 1944 STL 2, @DET 1 Heffner, 2b Mayo, ss Cramer, cf York, 1b Higgins, 3b Outlaw, lf Ross, rf Swift, c Trout, p	APRIL 17, 1945 @STL 7, DET 1 Webb, ss Mayo, 2b Outlaw, rf York, 1b Cramer, cf Maier, lf Mullin, rf Higgins, 3b Ross, 3b Richards, c Newhouser, p	APRIL 16, 1946 @DET 2, STL 1 Lake, ss Mayo, 2b McCosky, cf Greenberg, 1b Wakefield, lf Mullin, rf Higgins, 3b Richards, c Newhouser, p	APRIL 15, 1947 DET 7, @STL 0 Lake, ss Kell, 3b Cullenbine, 1b Wertz, lf Evers, cf Mayo, 2b Mullin, rf Tebbetts, c Newhouser, p	APRIL 20, 1948 DET 5, @CWS 2 Berry, ss Mayo, 2b Evers, cf Wakefield, lf Wertz, rf Kell, 3b Vico, 1b Swift, c Newhouser, p	APRIL 19, 1949 @DET 5, CWS 1 Berry, 2b Lipon, ss Kell, 3b Wertz, rf Evers, lf Robinson, c Groth, cf Vico, 1b Newhouser, p
APRIL 18, 1950 DET 7, @CLE 6 Lipon, ss Priddy, 2b Kell, 3b Wertz, rf Mullin, lf Groth, cf Kryhoski, 1b Robinson, c Hutchinson, p	APRIL 17, 1951 CLE 2, @DET 1 Lipon, ss Berry, 3b Kolloway, 1b Wertz, rf Evers, lf Groth, cf Priddy, 2b Ginsberg, c Newhouser, p	APRIL 15, 1952 STL 3, @DET 0 Berry, ss Kell, 3b Taylor, 1b Wertz, rf Mullin, lf Mapes, cf Batts, c Priddy, 2b Trout, p	APRIL 14, 1953 @STL 10, DET 0 Kuenn, ss Friend, 2b Sullivan, lf Droppo, 1b Nieman, rf Delsing, cf Baumgartner, 3b Bucha, c Garver, p	APRIL 13, 1954 @DET 3, BAL 0 Bolling, 2b Delsing, lf Kuenn, ss Boone, 3b Droppo, 1b Kaline, rf Tuttle, cf Phillips, lf Batts, c Gromek, p	APRIL 12, 1955 @KC 6, DET 2 Kuenn, ss Hatfield, 2b Kaline, rf Boone, 3b Porter, 1b Tuttle, cf Phillips, lf Wilson, c Garver, p	APRIL 17, 1956 KC 2, @DET 1 Kuenn, ss Torgeson, 1b Kaline, rf Boone, 3b Tuttle, cf King, lf House, c Bertoia, 2b Lary, p
APRIL 16, 1957 @KC 2, DET 1 Bolling, 2b Finigan, 3b Kuenn, ss Kaline, rf Maxwell, lf Boone, 1b Tuttle, cf Wilson, c Lary, p	APRIL 15, 1958 DET 4, @CWS 3 Bolling, 2b Martin, ss Kuenn, cf Kaline, rf Boone, 1b Skizas, lf Bertoia, 3b Hegan, c Bunning, p	APRIL 10, 1959 CWS 9, @DET 7 (14) Yost, 3b Kuenn, cf Kaline, rf Harris, 1b Bolling, 2b Doby, lf Bridges, ss Wilson, c Bunning, p	APRIL 19, 1960 DET 4, @CLE 2 (15) Yost, 3b Bolling, 2b Maxwell, lf Kaline, cf Colavito, rf Bilko, 1b Fernandez, ss Berberet, c Lary, p	APRIL 11, 1961 CLE 9, @DET 5 Wood, 2b Bruton, cf Kaline, rf Colavito, lf Cash, 1b Boros, 3b Brown, c Fernandez, ss Bunning, p	APRIL 9, 1962 @WAS 4, DET 1 Wood, 2b Bruton, cf Kaline, rf Colavito, lf Cash, 1b Boros, 3b Fernandez, ss Roarke, c Mossi, p	APRIL 9, 1963 CWS 7, @DET 5 Phillips, 3b Bruton, cf Kaline, rf Colavito, lf Cash, 1b McAuliffe, 2b Triandos, c Fernandez, ss Bunning, p
APRIL 14, 1964 @DET 7, KC 3 Bruton, lf Lumpe, 2b Cash, 1b Kaline, rf Demeter, cf McAuliffe, ss Wert, 3b Freehan, c Regan, p	APRIL 12, 1965 DET 6, @KC 2 McAuliffe, ss Lumpe, 2b Cash, 1b Kaline, rf Northrup, lf Demeter, cf Sullivan, c Wert, 3b Lolich, p	APRIL 12, 1966 DET 2, @NYY 1 Wert, 3b Lumpe, 2b Cash, 1b Kaline, rf Horton, lf Freehan, c McAuliffe, ss Stanley, cf Lolich, p	APRIL 11, 1967 @CAL 4, DET 2 Wert, 3b Tracewski, ss Cash, 1b Kaline, rf Northrup, cf Brown, lf Freehan, c McAuliffe, 2b McLain, p	APRIL 10, 1968 BOS 7, @DET 3 Stanley, 1b McAuliffe, 2b Kaline, rf Horton, lf Freehan, c Northrup, cf Wert, 3b Oyler, ss Wilson, p	APRIL 8, 1969 @DET 6, CLE 2 McAuliffe, 2b Stanley, ss Kaline, rf Cash, 1b Horton, lf Northrup, cf Freehan, c Wert, 3b McLain, p	APRIL 6, 1970 DET 5, @WAS 0 McAuliffe, 2b Gutierrez, ss Kaline, rf Cash, 1b Horton, lf Northrup, cf Jones, 3b Freehan, c Lolich, p

TIGERS HISTORY



TIGERS OPENING DAY LINEUPS

APRIL 6, 1971 @DET 8, CLE 2 McAuliffe, 2b Kaline, rf Northrup, 1b Horton, lf Rodriguez, 3b Freehan, c Stanley, cf Brinkman, ss Lolich, p	APRIL 15, 1972 @DET 3, BOS 2 McAuliffe, 2b Rodriguez, 3b Northrup, cf Kaline, rf Cash, 1b Horton, lf Freehan, c Brinkman, ss Lolich, p	APRIL 7, 1973 @CLE 2, DET 1 McAuliffe, 2b Kaline, rf Brown, dh Cash, 1b Sims, c Northrup, lf Stanley, cf Rodriguez, 3b Brinkman, ss Lolich, p	APRIL 5, 1974 @BAL 3, DET 2 Brinkman, ss Rodriguez, 3b Northrup, rf Kaline, dh Horton, lf Cash, 1b Stanley, cf Freehan, c Sutherland, 2b Lolich, p	APRIL 10, 1975 BAL 10, @DET 0 LeFlore, cf Sutherland, 2b Horton, dh Colbert, 1b Freehan, c Meyer, lf James, rf Veryzer, ss Rodriguez, 3b Coleman, p	APRIL 10, 1976 DET 3, @CLE 1 Oglivie, cf Meyer, 1b Horton, dh Staub, rf Johnson, lf May, c Rodriguez, 3b Veryzer, ss Sutherland, 2b Coleman, p	APRIL 7, 1977 @KC 7, DET 4 LeFlore, cf Fuentes, 2b Staub, dh Horton, lf Thompson, 1b Oglivie, rf May, c Rodriguez, 3b Veryzer, ss Roberts, p
APRIL 7, 1978 @DET 6, TOR 2 LeFlore, cf Mankowski, 3b Staub, dh Thompson, 1b Kemp, lf Corcoran, rf May, c Whitaker, 2b Trammell, ss Fidrych, p	APRIL 7, 1979 TEX 8, @DET 2 LeFlore, cf Whitaker, 2b Thompson, 1b Kemp, lf Morales, rf Parrish, c Mankowski, 3b Corcoran, dh Trammell, ss Rozema, p	APRIL 10, 1980 DET 5, @KC 1 Whitaker, 2b Gibson, cf Kemp, lf Hebner, 3b Thompson, 1b Summers, dh Parrish, c Corcoran, dh Wagner, ss Morris, p	APRIL 9, 1981 @DET 6, TOR 2 Peters, cf Trammell, ss Kemp, lf Hebner, 1b Summers, dh Gibson, rf Parrish, c Kelleher, 3b Whitaker, 2b Morris, p	APRIL 9, 1982 @KC 4, DET 2 Miller, rf Cabell, 1b Gibson, cf Herndon, lf Wockenfuss, dh Brookens, 3b Parrish, c Trammell, ss Whitaker, 2b Morris, p	APRIL 5, 1983 DET 11, @MIN 3 Whitaker, 2b Trammell, ss Herndon, lf Parrish, c Lemon, cf Wockenfuss, dh Ivie, 1b Wilson, rf Brookens, 3b Morris, p	APRIL 3, 1984 DET 8, @MIN 1 Whitaker, 2b Trammell, ss Evans, dh Parrish, c Gibson, rf Herndon, lf Bergman, 1b Lemon, cf Johnson, 3b Morris, p
APRIL 8, 1985 @DET 5, CLE 4 Whitaker, 2b Trammell, ss Gibson, cf Parrish, c Grubb, dh Evans, 1b Herndon, lf Lemon, cf Pittaro, 3b Morris, p	APRIL 7, 1986 @DET 6, BOS 5 Collins, dh Whitaker, 2b Gibson, rf Parrish, c Lemon, cf Trammell, ss Herndon, lf Evans, 1b Coles, 3b Morris, p	APRIL 6, 1987 NY 2, @DET 1 Whitaker, 2b Herndon, lf Lemon, cf Trammell, ss Coles, 3b Harper, dh Evans, 1b Heath, rf Mercado, c Morris, p	APRIL 4, 1988 DET 5, @BOS 3 (10) Pettis, cf Whitaker, 2b Evans, 1b Trammell, ss Nokes, dh Sheridan, lf Lemon, rf Heath, c Brookens, 3b Morris, p	APRIL 4, 1989 @TEX 4, DET 0 Williams, cf Lovullo, 1b Whitaker, 2b Trammell, ss Lynn, lf Nokes, c Brown, 3b Lemon, rf Sheridan, dh Morris, p	APRIL 9, 1990 @BOS 5, DET 2 Phillips, 3b Trammell, ss Whitaker, 2b Fielder, 1b Moseby, cf Nokes, c Ward, lf Lemon, rf Bergman, dh Morris, p	APRIL 8, 1991 @DET 6, NY 4 Phillips, dh Moseby, lf Trammell, ss Fielder, 1b Whitaker, 2b Deer, rf Tuttleton, c Fryman, 3b Cuyler, cf Tanana, p
APRIL 6, 1992 TOR 4, @DET 2 Gladden, lf Whitaker, 2b Trammell, ss Fielder, 1b Tuttleton, c Phillips, dh Deer, rf Fryman, 3b Cuyler, cf Gullickson, p	APRIL 5, 1993 @OAK 9, DET 4 Phillips, lf Whitaker, 2b Fryman, ss Fielder, 1b Gibson, dh Deer, rf Tuttleton, c Livingstone, 3b Cuyler, cf Moore, p	APRIL 4, 1994 @BOS 9, DET 8 Phillips, lf Whitaker, 2b Davis, cf Fielder, 1b Fryman, 3b Tuttleton, c Gibson, rf Trammell, ss Felix, dh Moore, p	APRIL 26, 1995 DET 5, @CAL 4 Curtis, cf Fletcher, 2b Pemberton, lf Fielder, 1b Fryman, 3b Samuel, dh Bautista, rf Gomez, ss Flaherty, c Moore, p	APRIL 1, 1996 @MIN 8, DET 6 Curtis, cf Higginson, rf Fryman, 3b Fielder, 1b Nieves, lf Williams, dh Lewis, 2b Flaherty, c Trammell, ss Lira, p	APRIL 1, 1997 @MIN 7, DET 5 Hunter, cf Easley, 2b Fryman, 3b Clark, 1b Higginson, lf Nieves, rf B. Trammell, dh B. Johnson, c Cruz, ss Brocaill, p	MARCH 31, 1998 DET 11, @TB 6 Hunter, cf Roberts, dh Higginson, rf Clark, 1b Easley, 2b Gonzalez, lf Randa, 3b Oliver, c Ripken, ss Thompson, p
APRIL 5, 1999 DET 11, @TEX 5 Encarnacion, lf Jefferies, dh Easley, 2b Clark, 1b Palmer, 3b Higginson, rf Cruz, ss Ausmus, c Hunter, cf Moehler, p	APRIL 3, 2000 DET 6, @OAK 4 Polonia, rf Ausmus, c Higginson, lf Gonzalez, dh Clark, 1b Palmer, 3b Easley, 2b Encarnacion, cf Cruz, ss Nomo, p	APRIL 3, 2001 MIN 3, @DET 2 Cedeno, rf Easley, 2b Higginson, lf Clark, 1b McMillon, dh Cruz, ss Encarnacion, cf Halter, 3b Inge, c Weaver, p	APRIL 2, 2002 @TB 9, DET 5 Higginson, lf Halter, ss Fick, dh Young, 1b Paquette, 3b Cruz, rf Rivera, c Easley, 2b Macias, cf Weaver, p	MARCH 31, 2003 MIN 3, @DET 1 Kingsale, cf Infante, ss Young, lf Higginson, rf Palmer, dh Pena, 1b Munson, 3b Inge, c Santiago, 2b Maroth, p	APRIL 5, 2004 DET 7, @TOR 0 Sanchez, cf Vina, 2b Rodriguez, c Young, dh White, lf Pena, 1b Guillen, ss Higginson, rf Munson, 3b Johnson, p	APRIL 4, 2005 @DET 11, KC 2 Infante, 2b Guillen, ss Rodriguez, c Ordonez, rf Young, dh White, lf Pena, 1b Monroe, cf Inge, 3b Bonderman, p
APRIL 3, 2006 DET 3, @KC 1 Granderson, cf Polanco, 2b Rodriguez, c Ordonez, rf Young, dh Shelton, 1b Guillen, ss Monroe, lf Inge, 3b Rogers, p	APRIL 2, 2007 TOR 5, @DET 3 Granderson, cf Polanco, 2b Sheffield, dh Ordonez, rf Guillen, ss Rodriguez, c Casey, 1b Monroe, lf Inge, 3b Bonderman, p	MARCH 31, 2008 KC 5, @DET 4 Renteria, ss Polanco, 2b Sheffield, dh Ordonez, rf Cabrera, 3b Guillen, 1b Rodriguez, c Jones, lf Inge, cf Verlander, p	APRIL 6, 2009 @TOR 12, DET 5 Granderson, cf Polanco, 2b Ordonez, rf Cabrera, 1b Guillen, dh Laird, c Inge, 3b Everett, ss Anderson, lf Verlander, p	APRIL 5, 2010 DET 8, @KC 4 Jackson, cf Damon, lf Ordonez, rf Cabrera, 1b Guillen, dh Inge, 3b Laird, c Sizemore, 2b Everett, ss Verlander, p		



INDIVIDUAL BATTING

RUNS SCORED

Two Runs in an Inning	Carlos Guillen, Gary Sheffield - 8/19/2008 at TEX (7th)
Four-or-More Runs in a Game	Miguel Cabrera (4), Clete Thomas (4) - 5/15/2009 vs. OAK
Five-or-More Runs in a Game	Carlos Guillen (5) - 7/21/2008 at KC

HITS

Two Hits in an Inning	Brandon Inge - 4/12/2009 vs. TEX (8th)
Five-or-More Hits in a Game	Austin Jackson (5) - 4/30/2010 vs. LAA
Six-or-More Hits in a Game	Carlos Pena (6) - 5/27/2004 at KC
Five Consecutive Hits in a Game	Austin Jackson - 4/30/2010 vs. LAA
Six Consecutive Hits in a Game	Carlos Pena - 5/27/2004 at KC

DOUBLES

Two Doubles in an Inning	Robert Fick - 5/29/2002 at CLE
Three-or-More Doubles in a Game	Austin Jackson (3) - 6/3/2010 vs. CLE
Four-or-More Doubles in a Game	Bill Bruton (4) - 5/19/1963 at WAS

TRIPLES

Two Triples in a Game	Curtis Granderson - 8/18/2008 at TEX
Triple in Three Consecutive Games	Ed Brinkman - 4/12-14/1973

HOME RUNS

Two Home Runs in an Inning	Magglio Ordonez - 8/12/2007 vs. OAK (2nd)
Home Run from Both Sides of Plate	Carlos Guillen - 9/23/2009 at CLE
Three-or-More Home Runs in a Game	Miguel Cabrera (3) - 5/28/2010 vs. OAK
Home Run in Four-or-More Consecutive Games	Marcus Thames (5) - 6/13-17/2008
Home Run in Five-or-More Consecutive Games	Marcus Thames (5) - 6/13-17/2008
Lead-off Home Run	Austin Jackson - 8/17/2010 at NYY (CC Sabathia)
Walk-off Home Run	Johnny Damon - 7/6/2010 vs. BAL (David Hernandez)
Pinch-Hit Home Run	Scott Sizemore - 9/18/2010 at CWS (Chris Sale)
Inside-the-Park Home Run	Curtis Granderson - 8/26/2007 vs. NYY (Phil Hughes)
Two-or-More Home Runs on Opening Day	Chris Shelton (2) - 4/3/2006 at KC
Home Run in First Major League At-Bat	Reggie Sanders - 9/1/1974 vs. OAK (Catfish Hunter)

GRAND SLAMS

Grand Slam	Brennan Boesch - 4/30/2010 vs. LAA (Joel Pineiro)
Pinch-Hit Grand Slam	Mickey Tettleton - 8/11/1991 vs. NYY (Lee Guetterman)
Two Grand Slams in a Game	Jim Northrup - 6/24/1968 at CLE

EXTRA-BASE HITS

Two Extra-Base Hits in an Inning	Magglio Ordonez - 8/12/2007 vs. OAK (2nd)
Four-or-More Extra Base Hits in a Game	Ivan Rodriguez - 4/5/2006 at KC

RUNS BATTED IN

Five-or-More RBI in a Game	Magglio Ordonez (5) - 6/3/2010 vs. CLE
Six-or-More RBI in a Game	Miguel Cabrera (6) - 4/10/2009 vs. TEX
Seven-or-More RBI in a Game	Ryan Raburn (7) - 7/25/2007 at CWS
Eight-or-More RBI in a Game	Jim Northrup (8) - 7/11/1973 vs. TEX
RBI in 10-or-More Consecutive Games	Carlos Guillen (11) - 6/16-28/2007 (17 RBI)

WALKS

Two Walks in an Inning	Ivan Rodriguez - 9/23/2006 vs. KC (1st)
Four-or-More Walks in a Game	Brennan Boesch (4) - 7/5/2010 vs. BAL
Five-or-More Walks in a Game	Cecil Fielder (5) - 5/27/1991 at MIL (14 inn.)
Four Consecutive Walks in a Game	Bobby Higginson - 5/24/1999 vs. TOR
Walk in 10-or-More Consecutive Games	Tony Clark (10) - 5/24-6/5/1997
Three Intentional Walks in a Game	Miguel Cabrera - 8/15/2010 at CWS

STRIKEOUTS

Two Strikeouts in an Inning	Craig Monroe - 4/23/2007 vs. LAA (2nd)
Four-or-More Strikeouts in a Game	Ryan Raburn (4) - 9/18/2010 at CWS
Five-or-More Strikeouts in a Game	Craig Monroe (5) - 6/14/2007 vs. MIL

SACRIFICES

Three Sacrifice Hits in a Game	Deivi Cruz - 4/11/2000 vs. SEA
Two Sacrifice Flies in a Game	Miguel Cabrera - 9/15/2010 at TEX

HIT BY PITCH

Two Hit by Pitch in an Inning	Mike Hessman - 9/8/2008 vs. OAK (2nd)
Three Hit by Pitch in a Game	Damion Easley - 7/16/2002 vs. BOS

HITTING FOR THE CYCLE

Hit for the Cycle	Carlos Guillen - 9/1/2006 at TB
-------------------	---------------------------------

POSITION PLAYER PITCHING

Position Player Pitching	Shane Halter - 10/1/2000 vs. MIN
--------------------------	----------------------------------

OPPONENTS INDIVIDUAL BATTING

HITS

Five-or-More Hits in a Game	Denard Span (5) - 8/8/2009 vs. MIN
Six-or-More Hits in a Game	Joe Randa (6) - 9/9/2004 vs. KC

HOME RUNS

Three-or-More Home Runs in a Game	Tyler Houston (3) - 7/9/2000 at MIL
Walk-off Home Run	Joe Crede - 5/13/2009 at MIN (Brandon Lyon, 13th)
Pinch-Hit Home Run	Brooks Conrad - 6/25/2010 at ATL (Eddie Bonine)
Inside-the-Park Home Run	Jhonny Peralta - 7/18/2010 at CLE (Andy Oliver)

GRAND SLAMS

Grand Slam	Danny Valencia - 9/25/2010 vs. MIN (Jeremy Bonderman)
Pinch-Hit Grand Slam	Dewayne Wise - 9/14/2008 at CWS (Kyle Farnsworth)

RUNS BATTED IN

Five-or-More RBI in a Game	Danny Valencia (5) - 9/25/2010 vs. MIN
Six-or-More RBI in a Game	Adam Lind (6) - 4/6/2009 at TOR



LAST TIME IT HAPPENED IN A GAME

Seven-or-More RBI in a Game	Jack Cust (7) - 8/10/2007 vs. OAK
Eight-or-More RBI in a Game	Bernie Williams (8) - 9/12/1996 vs. NYY
Nine-or-More RBI in a Game	Fred Lynn (10) - 6/18/1975 vs. BOS
10-or-More RBI in a Game	Fred Lynn (10) - 6/18/1975 vs. BOS

HITTING FOR THE CYCLE

Hit for the Cycle	Gary Matthews, Jr. - 9/13/2006 vs. TEX
-------------------	--

POSITION PLAYER PITCHING

Position Player Pitching	Tony Pena, Jr. - 7/21/2008 at KC
--------------------------	----------------------------------

CLUB BATTING

RUNS SCORED

Five-or-More Runs in an Inning	5 - 9/25/2010 vs. MIN (4th)
Six-or-More Runs in an Inning	6 - 9/19/2010 at CWS (7th)
Seven-or-More Runs in an Inning	8 - 9/12/2010 vs. BAL (5th)
Eight-or-More Runs in an Inning	8 - 9/12/2010 vs. BAL (5th)
Nine-or-More Runs in an Inning	9 - 9/17/2008 at TEX (5th)
10-or-More Runs in an Inning	10 - 7/21/2008 at KC (8th)
15-or-More Runs in a Game	15 - 4/10/2009 vs. TEX
16-or-More Runs in a Game	17 - 9/17/2008 at TEX
17-or-More Runs in a Game	17 - 9/17/2008 at TEX
18-or-More Runs in a Game	19 - 7/21/2008 at KC
19-or-More Runs in a Game	19 - 7/21/2008 at KC
20-or-More Runs in a Game	20 - 4/17/1993 vs. SEA
Shut out in Back-to-Back Games	4/12/2008 at CWS (7-0); 4/13/2008 at CWS (11-0)
Shut out in Three Consecutive Games	9/29/1995 at BAL (6-0); 9/30/1995 at BAL (12-0); 10/1/1995 at BAL (4-0)

HITS

Six-or-More Hits in an Inning	6 - 8/23/2010 vs. KC (6th)
Seven-or-More Hits in an Inning	8 - 9/17/2008 at TEX (5th)
Eight-or-More Hits in an Inning	8 - 9/17/2008 at TEX (5th)
Nine-or-More Hits in an Inning	9 - 7/21/2008 at KC (8th)
10-or-More Hits in an Inning	11 - 8/8/2001 at TEX (9th)
20-or-More Hits in a Game	21 - 9/25/2010 vs. MIN (13 inn.)
21-or-More Hits in a Game	21 - 9/25/2010 vs. MIN (13 inn.)
22-or-More Hits in a Game	22 - 7/30/2008 at CLE (13 inn.)
23-or-More Hits in a Game	23 - 4/29/2006 vs. MIN
24-or-More Hits in a Game	27 - 5/27/2004 at KC
25-or-More Hits in a Game	27 - 5/27/2004 at KC

DOUBLES

Six-or-More Doubles in a Game	7 - 4/22/2010 vs. LAA
Seven-or-More Doubles in a Game	7 - 4/22/2010 vs. LAA
Eight-or-More Doubles in a Game	8 - 8/27/2005 at BOS

TRIPLES

Three-or-More Triples in a Game	3 - 8/30/2008 vs. KC
Four-or-More Triples in a Game	4 - 6/9/1983 at BOS

HOME RUNS

Back-to-Back Home Runs	9/24/2010 vs. MIN (Jhonny Peralta/Casper Wells, 7th)
Three Consecutive Home Runs	6/24/2001 vs. MIN (Robert Fick/Juan Encarnacion/Shane Halter, 2nd)
Four-or-More Home Runs in an Inning	9/10/1986 vs. MIL (5th)
Five-or-More Home Runs in a Game	5 - 9/2/2010 at MIN (13 inn.)
Six-or-More Home Runs in a Game	8 - 6/18/2006 at CHC
Home Runs in 10-or-More Consecutive Games	12 - 6/16-28/2009
Home Runs in 11-or-More Consecutive Games	12 - 6/16-28/2009
Home Runs in 12-or-More Consecutive Games	12 - 6/16-28/2009
Home Runs in 13-or-More Consecutive Games	16 - 5/6-22/1998
Home Runs in 14-or-More Consecutive Games	16 - 5/6-22/1998
Home Runs in 15-or-More Consecutive Games	16 - 5/6-22/1998

GRAND SLAMS

Two Grand Slams in a Game	5/15/2009 vs. OAK (Brandon Inge/Ryan Raburn)
---------------------------	--

EXTRA-BASE HITS

Nine-or-More Extra Base Hits in a Game	10 - 6/3/2010 vs. CLE
10-or-More Extra Base Hits in a Game	10 - 6/3/2010 vs. CLE
11-or-More Extra Base Hits in a Game	11 - 5/6/2007 at KC
12-or-More Extra Base Hits in a Game	12 - 6/20/2000 at TOR

WALKS

10-or-More Walks in a Game	10 - 8/23/2010 vs. KC
11-or-More Walks in a Game	12 - 6/3/2008 at OAK (11 inn.)
12-or-More Walks in a Game	12 - 6/3/2008 at OAK (11 inn.)
13-or-More Walks in a Game	13 - 5/4/1994 vs. TEX
14-or-More Walks in a Game	14 - 8/27/1993 at OAK
15-or-More Walks in a Game	15 - 7/31/1959 vs. BOS
Three-or-More Intentional Walks in a Game	3 - 8/23/2010 vs. KC
Four-or-More Intentional Walks in a Game	4 - 8/15/2010 at CWS

STRIKEOUTS

15-or-More Strikeouts in a Game	15 - 8/28/2010 at TOR
16-or-More Strikeouts in a Game	16 - 5/23/2001 at CLE (10 inn.)
17-or-More Strikeouts in a Game	17 - 9/7/1997 vs. LAA (15 inn.)
18-or-More Strikeouts in a Game	20 - 9/18/1996 vs. BOS
19-or-More Strikeouts in a Game	20 - 9/18/1996 vs. BOS
20-or-More Strikeouts in a Game	20 - 9/18/1996 vs. BOS

LAST TIME IT HAPPENED IN A GAME



SACRIFICES

Three-or-More Sacrifice Hits in an Inning	7/12/1970 vs. NYY (2nd)
Five-or-More Sacrifice Hits in a Game	5 - 7/6/1992 vs. SEA (14 inn.)
Four-or-More Sacrifice Flies in a Game	4 - 6/10/1985 vs. BAL (11 inn.)

HIT BY PITCH

Three-or-More Hit By Pitches in an Inning	3 - 9/8/2008 vs. OAK (2nd)
Three-or-More Hit By Pitches in a Game	3 - 9/14/2010 at TEX
Four-or-More Hit By Pitches in a Game	4 - 4/30/1995 at SEA
Five-or-More Hit By Pitches in a Game	5 - 8/11/1965 vs. KC (10 inn.)

INDIVIDUAL BASERUNNING

STOLEN BASES

Two Stolen Bases in an Inning	Curtis Granderson - 9/11/2007 vs. TEX (1st)
Three-or-More Stolen Bases in a Game	Curtis Granderson (3) - 9/30/2007 at CWS
Four-or-More Stolen Bases in a Game	Alex Sanchez (4) - 9/27/2003 vs. MIN

STEALS OF HOME

Steal of Home	Ryan Raburn - 8/18/2009 vs. SEA (8th)
---------------	---------------------------------------

OPPONENTS INDIVIDUAL BASERUNNING

STOLEN BASES

Two Stolen Bases in an Inning	Ian Kinsler - 6/5/2007 at TEX (8th)
Three-or-More Stolen Bases in a Game	Carl Crawford (3) - 7/27/2010 at TB
Four-or-More Stolen Bases in a Game	Rickey Henderson (4) - 5/30/1982 at OAK

STEALS OF HOME

Steal of Home	Kenji Johjima - 5/31/2008 at SEA (4th)
---------------	--

CLUB BASERUNNING

STOLEN BASES

Five-or-More Stolen Bases in a Game	6 - 9/5/2007 vs. CWS (11 inn.)
Three-or-More Caught Stealing in a Game	3 - 5/13/2004 vs. OAK

OPPONENTS CLUB BASERUNNING

STOLEN BASES

Five-or-More Stolen Bases in a Game	6 - 10/3/2009 vs. CWS
Three-or-More Caught Stealing in a Game	3 - 8/5/2010 vs. CWS (11 inn.)

INDIVIDUAL PITCHING

WINS

Win Five-or-More Consecutive Decisions	Rick Porcello (5) - 8/24-9/26/2010
Win Six-or-More Consecutive Decisions	Justin Verlander (7) - 4/27-6/10/2009
Win Seven-or-More Consecutive Decisions	Justin Verlander (7) - 4/27-6/10/2009
Win Eight-or-More Consecutive Decisions	Jeremy Bonderman (8) - 4/30-6/20/2007
Win Nine-or-More Consecutive Decisions	David Wells (9) - 5/23-7/26/1995
Win 10-or-More Consecutive Decisions	Aurelio Lopez (10) - 4/8-8/10/1984

LOSSES

Lose Five-or-More Consecutive Decisions	Rick Porcello (6) - 5/29-8/3/2010
Lose Six-or-More Consecutive Decisions	Rick Porcello (6) - 5/29-8/3/2010
Lose Seven-or-More Consecutive Decisions	Armando Galarraga (7) - 5/1-6/13/2009
Lose Eight-or-More Consecutive Decisions	Jeremy Bonderman (9) - 5/10-7/3/2003
Lose Nine-or-More Consecutive Decisions	Jeremy Bonderman (9) - 5/10-7/3/2003
Lose 10-or-More Consecutive Decisions	Mike Moore (10) - 6/29-8/31/1995

COMPLETE GAMES

Complete Game	Armando Galarraga - 10/2/2010 at BAL
Two-or-More Consecutive Complete Games	Justin Verlander (2) - 9/18-24/2010
Three-or-More Consecutive Complete Games	Jack Morris (3) - 9/2-12/1990
Four-or-More Consecutive Complete Games	Jack Morris (6) - 6/25-7/18/1986
Five-or-More Consecutive Complete Games	Jack Morris (6) - 6/25-7/18/1986

SHUTOUTS

Shutout	Armando Galarraga - 6/2/2010 vs. CLE
Two-or-More Consecutive Shutouts	Jack Morris (3) - 7/9-18/1986
Three-or-More Consecutive Shutouts	Jack Morris (3) - 7/9-18/1986

SAVES

Save Three-or-More Consecutive Games Played by Team	Fernando Rodney (3) - 9/25-27/2008 vs. TB
Save Four-or-More Consecutive Games Played by Team	Todd Jones (4) - 5/1-5/2007
Saves in Five-or-More Consecutive Appearances	Jose Valverde (5) - 6/13-24/2010
Saves in Six-or-More Consecutive Appearances	Todd Jones (7) - 4/4-17/2007
Saves in Seven-or-More Consecutive Appearances	Todd Jones (7) - 4/4-17/2007
Saves in Eight-or-More Consecutive Appearances	Todd Jones (10) - 5/10-27/2006
Saves in Nine-or-More Consecutive Appearances	Todd Jones (10) - 5/10-27/2006
Saves in 10-or-More Consecutive Appearances	Todd Jones (10) - 5/10-27/2006
Three-or-More Inning Save	Freddy Dolsi - 5/22/2008 vs. SEA

INNINGS PITCHED

10-or-More Innings Pitched, Starter	Jack Morris (10.0) - 8/14/1989 vs. BAL
Five-or-More Innings Pitched, Reliever	Chris Lambert (5.0) - 8/11/2009 at BOS

HITS ALLOWED

No-Hitter	Justin Verlander - 6/12/2007 vs. MIL
One-Hitter	Armando Galarraga - 6/2/2010 vs. CLE
13-or-More Hits in a Game	Justin Verlander (13) - 8/11/2006 at CWS
14-or-More Hits in a Game	Nate Cornejo (14) - 4/16/2004 at CLE

TIGERS HISTORY



LAST TIME IT HAPPENED IN A GAME

15-or-More Hits in a Game Scott Sanders (16) - 4/14/1998 at TEX
 16-or-More Hits in a Game Scott Sanders (16) - 4/14/1998 at TEX

RUNS ALLOWED

Eight-or-More Runs in a Game Jeremy Bonderman (9) - 10/1/2010 at BAL
 Nine-or-More Runs in a Game Jeremy Bonderman (9) - 10/1/2010 at BAL
 10-or-More Runs in a Game Max Scherzer (10) - 5/3/2010 at MIN
 11-or-More Runs in a Game Jeremy Bonderman (11) - 7/29/2007 at LAA
 12-or-More Runs in a Game Joe Coleman (12) - 8/18/1974 at OAK
 20-or-More Consecutive Scoreless Innings, Starter Jack Morris (27.0) - 7/9-18/1986
 20-or-More Consecutive Scoreless Innings, Reliever Jose Valverde (25.1) - 4/8-6/12/2010

HOME RUNS ALLOWED

Three Home Runs in an Inning Armando Galarraga - 9/27/2010 at CLE (5th)
 Back-to-Back Home Runs Jeremy Bonderman - 9/25/2010 vs. MIN (Jason Kubel/Danny Valencia, 5th)
 Three Consecutive Home Runs Mike Maroth - 5/25/2006 at Kansas City (Tony Graffanino/Angel Berroa/Doug Mientkiewicz, 1st)
 Three-or-More Home Runs in a Game Armando Galarraga (3) - 9/27/2010 at CLE
 Four-or-More Home Runs in a Game Jarrod Washburn (4) - 8/20/2009 vs. SEA
 Five-or-More Home Runs in a Game Nate Robertson (5) - 8/20/2008 at TEX
 Lead-off Home Run Edwin Jackson - 10/2/2009 vs. CWS (Scott Podsednik)
 Walk-off Home Run Brandon Lyon - 5/13/2009 at MIN (Joe Crede, 13th)
 Pinch-Hit Home Run Eddie Bonine - 6/25/2010 at ATL (Brooks Conrad)
 Inside-the-Park Home Run Andy Oliver - 7/18/2010 at CLE (Jhonny Peralta)
 Home Run to a Pitcher Kevin Jarvis - 9/2/1997 at ATL (Denny Neagle)

GRAND SLAMS ALLOWED

Grand Slam in a Game Jeremy Bonderman - 9/25/2010 vs. MIN (Danny Valencia)
 Two Grand Slams in a Game Jack Morris - 8/7/1984 at BOS (Bill Buckner/Tony Armas)
 Pinch-Hit Grand Slam Kyle Farnsworth - 9/14/2008 at CWS (Dewayne Wise)

WALKS ALLOWED

Eight-or-More Walks in a Game Dontrelle Willis (8) - 6/14/2009 at PIT
 Nine-or-More Walks in a Game Jack Morris (9) - 4/14/1988 vs. TEX
 10-or-more Walks in a Game Joe Coleman (10) - 10/1/1974 vs. BAL
 No Walks Allowed, 20-or-More Consecutive Innings Aquilino Lopez (20.1) - 4/8-5/17/2008

STRIKEOUTS

10-or-More Strikeouts in a Game Justin Verlander (10) - 9/29/2010 at CLE
 11-or-More Strikeouts in a Game Justin Verlander (11) - 9/24/2010 vs. MIN
 12-or-More Strikeouts in a Game Max Scherzer (14) - 5/30/2010 vs. OAK
 13-or-More Strikeouts in a Game Max Scherzer (14) - 5/30/2010 vs. OAK
 14-or-More Strikeouts in a Game Max Scherzer (14) - 5/30/2010 vs. OAK
 15-or-More Strikeouts in a Game Mickey Lolich (15) - 10/2/1972 vs. BOS
 Six-or-More Strikeouts in a Game, Reliever Zach Miner (6) - 5/17/2009 vs. OAK
 Consecutive Double-Digit Strikeout Games Justin Verlander (2) - 9/24-29/2010

HIT BY PITCH

Hit Two Batters in an Inning Jeremy Bonderman - 10/1/2010 at BAL (4th)
 Hit Three-or-More Batters in a Game Justin Verlander (3) - 5/31/2007 at CLE
 Hit Four-or-More Batters in a Game Frank Lary (4) - 7/21/1960 vs. WAS

WILD PITCHES

Two-or-More Wild Pitches in an Inning Rick Porcello (2) - 9/9/2010 vs. CWS (7th)
 Three-or-More Wild Pitches in a Game Dontrelle Willis (3) - 9/21/2008 at CLE

OPPONENTS INDIVIDUAL PITCHING

HITS ALLOWED

No Hits in a Game Matt Garza - 7/26/2010 at TB
 One Hit in a Game Joe Kennedy - 5/2/2003 vs. TB
 13-or-More Hits in a Game Gavin Floyd (13) - 9/9/2010 vs. CWS
 14-or-More Hits in a Game Mark Buehrle (14) - 7/23/2007 at CWS
 15-or-More Hits in a Game Greg Swindell (17) - 6/5/1988 vs. CLE
 16-or-More Hits in a Game Greg Swindell (17) - 6/5/1988 vs. CLE
 17-or-More Hits in a Game Greg Swindell (17) - 6/5/1988 vs. CLE
 18-or-More Hits in a Game Reggie Cleveland (18) - 9/25/1977 vs. BOS

RUNS ALLOWED

Shutout Matt Garza - 7/26/2010 at TB
 Eight-or-More Runs in a Game Jeanmar Gomez (8) - 8/22/2010 vs. CLE
 Nine-or-More Runs in a Game Joel Pineiro (10) - 4/30/2010 vs. LAA
 10-or-More Runs in a Game Joel Pineiro (10) - 4/30/2010 vs. LAA
 11-or-More Runs in a Game Dustin McGowan (12) - 8/21/2005 vs. TOR
 12-or-More Runs in a Game Dustin McGowan (12) - 8/21/2005 vs. TOR

HOME RUNS ALLOWED

Three Home Runs in an Inning Carl Pavano - 9/25/2010 at MIN (4th)
 Back-to-Back Home Runs Sean Burnett - 9/24/2010 vs. MIN (Jhonny Peralta/Casper Wells)
 Three Consecutive Home Runs Eric Milton - 6/24/2001 vs. MIN (Robert Fick/Juan Encarnacion/Shane Halter)
 Three-or-More Home Runs in a Game Carl Pavano (3) - 9/25/2010 at MIN
 Four-or-More Home Runs in a Game Nick Blackburn (4) - 7/10/2010 vs. MIN
 Five-or-More Home Runs in a Game R.A. Dickey (6) - 4/6/2006 at TEX

WALKS ALLOWED

Eight-or-More Walks in a Game Daisuke Matsuzaka (8) - 5/5/2008 vs. BOS
 Nine-or-More Walks in a Game Bobby Witt (10) - 8/15/1992 at TEX
 10-or-More Walks in a Game Bobby Witt (10) - 8/15/1992 at TEX

STRIKEOUTS

10-or-More Batters in a Game Edwin Jackson (11) - 8/14/2010 at CWS
 11-or-More Batters in a Game Edwin Jackson (11) - 8/14/2010 at CWS
 12-or-More Batters in a Game Francisco Liriano (12) - 7/28/2006 at MIN

LAST TIME IT HAPPENED IN A GAME



13-or-More Batters in a Game	Randy Johnson (13) - 6/15/2002 at ARI
14-or-More Batters in a Game	Mike Mussina (14) - 7/5/1997 vs. BAL
15-or-More Batters in a Game	David Cone (16) - 6/23/1997 vs. NYY
Six-or-More Strikeouts in a Game, Reliever	Phil Hughes (6) - 7/17/2009 at NYY

CLUB PITCHING

COMPLETE GAMES

Back-to-Back Complete Games	6/21-22/2005 at MIN (Jeremy Bonderman/Nate Robertson)
-----------------------------	---

SHUTOUTS

Back-to-Back Shutouts	8/13-14/2009 (BOS, KC)
-----------------------	------------------------

HITS ALLOWED

15-or-More Hits in a Game	16 - 9/25/2010 vs. MIN (13 inn.)
16-or-More Hits in a Game	16 - 9/25/2010 vs. MIN (13 inn.)
17-or-More Hits in a Game	19 - 7/19/2010 vs. TEX (14 inn.)
18-or-More Hits in a Game	19 - 7/19/2010 vs. TEX (14 inn.)
19-or-More Hits in a Game	19 - 7/19/2010 vs. TEX (14 inn.)
20-or-More Hits in a Game	22 - 8/17/2008 vs. BAL
21-or-More Hits in a Game	22 - 8/17/2008 vs. BAL
22-or-More Hits in a Game	22 - 8/17/2008 vs. BAL
23-or-More Hits in a Game	26 - 9/9/2004 vs. KC
24-or-More Hits in a Game	26 - 9/9/2004 vs. KC
25 or More Hits in a Game	26 - 9/9/2004 vs. KC
No Hits in a Game	6/12/2007 vs. MIL (Justin Verlander)
One Hit in a Game	6/2/2010 vs. CLE (Armando Galarraga)
Two Hits in a Game	9/25/2009 at CWS (Eddie Bonine/Ryan Perry/Fu-Te Ni/Casey Fien)

RUNS ALLOWED

Five-or-More Runs in an Inning	6 - 10/1/2010 at BAL (4th)
15-or-More Runs in a Game	15 - 6/9/2010 at CWS
16-or-More Runs in a Game	16 - 8/17/2008 vs. BAL
17-or-More Runs in a Game	26 - 9/9/2004 vs. KC
18-or-More Runs in a Game	26 - 9/9/2004 vs. KC
19-or-More Runs in a Game	26 - 9/9/2004 vs. KC
20-or-More Runs in a Game	26 - 9/9/2004 vs. KC

HOME RUNS ALLOWED

Back-to-Back Home Runs	9/25/2010 vs. MIN - Jason Kubel/Danny Valencia (Jeremy Bonderman)
Three Consecutive Home Runs	5/25/2006 at KC - Tony Graffanino/Angel Berroa/Doug Mientkiewicz (Mike Maroth)
Five-or-More Home Runs in a Game	6 - 8/20/2008 at TEX
Walk-Off Home Run	Joe Crede - 5/13/2009 at MIN (Brandon Lyon, 13th)
Two Grand Slams in a Game	4/13/2008 at CWS (Paul Konerko/Joe Crede)

WALKS ALLOWED

10-or-More Walks in a Nine-Inning Game	10 - 8/10/2010 vs. TB
10-or-More Walks in a Game	10 - 9/19/2010 at CWS (11 inn.)
11-or-More Walks in a Game	12 - 5/15/2010 vs. BOS (12 inn.)
12-or-More Walks in a Game	12 - 5/15/2010 vs. BOS (12 inn.)
13-or-More Walks in a Game	15 - 5/8/2004 at TEX (10 inn.)
14-or-More Walks in a Game	15 - 5/8/2004 at TEX (10 inn.)
15-or-More Walks in a Game	15 - 5/8/2004 at TEX (10 inn.)

STRIKEOUTS

14-or-More Strikeouts in a Nine-Inning Game	17 - 5/30/2010 vs. OAK
14-or-More Strikeouts in a Game	17 - 5/30/2010 vs. OAK
15-or-More Strikeouts in a Game	17 - 5/30/2010 vs. OAK
16-or-More Strikeouts in a Game	17 - 5/30/2010 vs. OAK
17-or-More Strikeouts in a Game	17 - 5/30/2010 vs. OAK
18-or-More Strikeouts in a Game	18 - 7/29/2009 at TEX
19-or-More Strikeouts in a Game	20 - 6/5/2001 at BOS (18 inn.)
20-or-More Strikeouts in a Game	20 - 6/5/2001 at BOS (18 inn.)

HIT BY PITCH

Three-or-More Batters in a Game	3 - 4/17/2008 at CLE
---------------------------------	----------------------

PITCHERS BATTING

HOME RUNS

Home Run	Jason Johnson - 6/8/2005 at LA (Jeff Weaver)
Inside-the-Park Home Run	Frank Lary - 4/17/1956 vs. OAK (Alex Kellner)

STOLEN BASES

Stolen Base	Mickey Lolich - 4/14/1970 vs. CLE
Caught Stealing	Joe Coleman - 4/30/1972 vs. CWS

PINCH-HITTING AND PINCH-RUNNING

Pinch-Hit Appearance	Mike Maroth - 6/17/2007 at PHI
Pinch-Run Appearance	Bill Faul - 9/8/1963 at NYY

CLUB FIELDING

ERRORS

Four-or-More Errors in a Game	4 - 6/3/2010 vs. CLE
Five-or-More Errors in a Game	5 - 7/8/2007 vs. BOS
Six-or-More Errors in a Game	6 - 9/11/1982 at BOS

DOUBLE AND TRIPLE PLAYS

Five-or-More Double Plays in a Game	5 - 9/26/2009 at CWS
Six-or-More Double Plays in a Game	6 - 4/13/1984 at BOS
Triple Play	8/1/2001 vs. SEA (Damion Easley/Deivi Cruz/Shane Halter)



LAST TIME IT HAPPENED IN A GAME

OPPONENTS CLUB FIELDING

TRIPLE PLAYS

Triple Play5/20/2009 vs. TEX (Ian Kinsler/Elvis Andrus)

CLUB MISCELLANEOUS

WINS

Eight-or-More Consecutive Wins8 - 4/29-5/08/2007
 Nine-or-More Consecutive Wins9 - 5/14-24/1984
 10-or-More Consecutive Wins11 - 9/9-21/1968
 Eight-or-More Consecutive Wins, Home9 - 6/2-18/2010
 Nine-or-More Consecutive Wins, Home9 - 6/2-18/2010
 10-or-More Consecutive Wins, Home10 - 6/15-7/15/2006
 Eight-or-More Consecutive Wins, Road8 - 5/10-25/2006
 Nine-or-More Consecutive Wins, Road17 - 4/3-5/24/1984
 10-or-More Consecutive Wins, Road17 - 4/3-5/24/1984

LOSSES

Eight-or-More Consecutive Losses8 - 9/16-23/2005
 Nine-or-More Consecutive Losses9 - 9/1-9/2005
 10-or-More Consecutive Losses10 - 9/13-22/2003
 Eight-or-More Consecutive Losses, Home9 - 8/8-23/2003
 Nine-or-More Consecutive Losses, Home9 - 8/8-23/2003
 10-or-More Consecutive Losses, Home10 - 7/28/8/12/1998
 Eight-or-More Consecutive Losses, Road10 - 6/27-7/29/2010
 Nine-or-More Consecutive Losses, Road10 - 6/27-7/29/2010
 10-or-More Consecutive Losses, Road10 - 6/27-7/29/2010

DOUBLEHEADERS

Win Both Games, Home7/13/2002 vs. CWS
 Win Both Games, Road8/14/2005 at KC
 Lose Both Games, Home8/7/1998 vs. SEA
 Lose Both Games, Road10/1/2010 at BAL
 Split, Home8/3/2010 vs. CWS
 Split, Road9/30/2004 at TB
 Day-Night Doubleheader8/3/2010 vs. CWS

EXTRA-INNING GAMES

Back-to-Back Extra-Inning Games9/1-3/2010 (MIN, MIN, KC)
 Three Consecutive Extra-Inning Games9/1-3/2010 (MIN, MIN, KC)
 Win Back-to-Back Extra-Inning Games9/2-3/2010 (MIN, KC)
 Lose Back-to-Back Extra-Inning Games8/3-5/2008 (TB, CWS)
 15-or-More Innings16 - 7/3/2009 at MIN
 16-or-More Innings16 - 7/3/2009 at MIN
 17-or-More Innings17 - 6/1/2003 vs. NYY
 18-or-More Innings19 - 4/27/1984 vs. CLE
 19-or-More Innings19 - 4/27/1984 vs. CLE
 20-or-More Innings22 - 6/24/1962 vs. NYY
 21-or-More Innings22 - 6/24/1962 vs. NYY
 22-or-More Innings22 - 6/24/1962 vs. NYY

ONE-RUN GAMES

Three-or-More Consecutive One-Run Games3 - 7/30-8/1/2010 (BOS, BOS, BOS)
 Four-or-More Consecutive One-Run Games4 - 4/20-23/2010 (LAA, LAA, LAA, TEX)
 Five-or-More Consecutive One-Run Games5 - 8/10-15/2005 (TOR, KC, KC, BOS, BOS)
 Win Three-or-More Consecutive One-Run Games3 - 8/4-6/2006 (CLE, CLE, CLE)
 Lose Three-or-More Consecutive One-Run Games3 - 7/10-12/2008 (MIN, MIN, MIN)
 Win 1-0 Game8/14/2009 vs. KC
 Lose 1-0 Game5/26/2008 at LAA (12 inn.)

COMEBACKS/LEADS LOST


Comeback to Win, Trailing by Five Runs-or-More5 - 9/25/2010 vs. MIN (Trailed 5-0 in 1st inn., Won 11-10 in 13 inn.)
 Lose After Leading by Five Runs-or-More5 - 5/14/2009 at MIN (Lead 5-0 after 6 inn., Lost 6-5 in 9 inn.)

BACK-TO-BACK-TO-BACK HOME RUNS

Players	Date	Opponent	Inning
Roy Cullenbine, Dick Wakefield, Hoot Evers	April 23, 1947	vs. Chicago White Sox	8th
Harvey Kuenn, Earl Torgeson, Charlie Maxwell	July 7, 1956	at Chicago White Sox	7th
Norm Cash, Steve Boros, Dick Brown	May 23, 1961	at Minnesota Twins	9th
Jim Northrup, Norm Cash, Willie Horton	August 17, 1971	at Chicago White Sox	7th
Aurelio Rodriguez, Al Kaline, Willie Horton	June 27, 1972	vs. New York Yankees	1st
Al Kaline, Bill Freehan, Mickey Stanley	July 29, 1974	at Cleveland Indians	1st
Kirk Gibson, Lance Parrish, Darrell Evans	July 8, 1986	at Minnesota Twins	4th
Alan Trammell, Kirk Gibson, John Grubb	July 31, 1986	at Cleveland Indians	5th
John Grubb, Matt Nokes, Bill Madlock	June 28, 1987	vs. Baltimore Orioles	9th
Alan Trammell, Cecil Fielder, Gary Ward	August 7, 1990	at Toronto Blue Jays	9th
Alan Trammell, Cecil Fielder, Mickey Tettleton	April 20, 1992	at Baltimore Orioles	3rd
Robert Fick, Juan Encarnacion, Shane Halter	June 24, 2001	vs. Minnesota Twins	2nd

Courtesy Detroit Tigers Lists and More: Runs Hits and Eras by Mark Pattison and Dave Raglin

TIGERS RECORDS





TIGERS RECORD BOOK

INDIVIDUAL BATTING

BATTING AVERAGE

Highest Average, Career (Min. 2000 AB)	369	Ty Cobb	1905-26
Highest Average by Righthander, Season	403	Harry Heilmann	1923
Highest Average by Lefthander, Season	420	Ty Cobb	1911
Highest Average by Switchhitter, Season	320	Carlos Guillen	2006
Highest Average by Rookie, Season	343	Dale Alexander	1929

GAMES PLAYED

Most Games Played, Career	2,834	Al Kaline	1953-74
Most Games Played, Season	163	Rocky Colavito	1961
Most Consecutive Games Played	511	Charlie Gehringer	9/3/1927-5/7/1931
Most Games Played, Rookie	162	Jake Wood	1961
Most Seasons with Tigers	22	Ty Cobb	1905-26
		Al Kaline	1953-74

AT-BATS

Most At-Bats, Career	10,586	Ty Cobb	1905-26
Most At-Bats by Righthander, Season	679	Harvey Kuenn	1953
Most At-Bats by Lefthander, Season	643	Lou Whitaker	1983
Most At-Bats by Switchhitter, Season	615	Tito Fuentes	1977
Most At-Bats by Rookie, Season	679	Harvey Kuenn	1953
Most At-Bats, No Hits, Doubleheader	13	Brian Hunter (26 inn.)	7/20/1998 at NYY

RUNS SCORED

Most Runs, Career	2,087	Ty Cobb	1905-26
Most Runs, Season	147	Ty Cobb	1911
Most Runs by Rookie, Season	128	Roy Johnson	1929
Most Runs, Nine-Inning Game	5	Many players	(last, Carlos Guillen, 7/21/2008 at KC)

HITS

Most Hits, Career	3,902	Ty Cobb	1905-26
Most Hits by Pinch-Hitter, Career	107	Gates Brown	1963-75
Most Hits by Righthander, Season	237	Harry Heilmann	1921
Most Hits by Lefthander, Season	248	Ty Cobb	1911
Most Hits by Switchhitter, Season	190	Tito Fuentes	1977
Most Hits by Rookie, Season	215	Dale Alexander	1929
Most Hits by Pinch-Hitter, Season	19	Bob Fothergill	1929
Most Hits by Righthanded Pinch-Hitter, Season	19	Bob Fothergill	1929
Most Hits by Lefthanded Pinch-Hitter, Season	18	Gates Brown	1968
Most Hits by Switch-Hitting Pinch-Hitter, Season	12	Johnny Neun	1926
Most Hits, Nine-Inning Game	6	Bill Nance	7/13/1901 at CLE
		Ty Cobb	5/5/1925 at STL
		George Kell	9/20/1946 at CLE
		Damion Easley	8/8/2001 at TEX
		Carlos Pena	5/27/2004 at KC
Most Hits, Extra-Inning Game	7	Rocky Colavito	6/24/1962 vs. NYY (22 inn.)
		Cesar Gutierrez	6/21/1970 at CLE (12 inn.)
Most Consecutive Hits, Season	12	Walt Dropo (0 BB)	7/14-7/15/1952
Longest Hitting Streak, Season	40	Ty Cobb	1911

EXTRA-BASE HITS

Most Extra-Base Hits, Career	1,062	Ty Cobb	1905-26
Most Extra-Base Hits by Righthander, Season	103	Hank Greenberg	1937
Most Extra-Base Hits by Lefthander, Season	87	Charlie Gehringer	1936
Most Extra-Base Hits by Switchhitter, Season	71	Tony Clark	1998
Most Extra-Base Hits by Rookie, Season	83	Dale Alexander	1929
Most Extra-Base Hits, Game	4	Many players	(last, Ivan Rodriguez, 4/5/2006 at KC)
Most Extra-Base Hits, Inning	2	Many players	(last, Magglio Ordonez, 8/12/2007 vs. OAK)

TOTAL BASES

Most Total Bases, Career	5,472	Ty Cobb	1905-26
Most Total Bases by Righthander, Season	397	Hank Greenberg	1937
Most Total Bases by Lefthander, Season	367	Ty Cobb	1911
Most Total Bases by Switchhitter, Season	314	Tony Clark	1998
Most Total Bases by Rookie, Season	363	Dale Alexander	1929
Most Total Bases, Game	16	Ty Cobb	5/5/1925 at STL
Most Total Bases, Inning	8	Al Kaline	4/17/1955 vs. KC
		Magglio Ordonez	8/12/2007 vs. OAK

SINGLES

Most Singles, Career	2,840	Ty Cobb	1905-26
Most Singles by Righthander, Season	167	Harvey Kuenn	1953
Most Singles by Lefthander, Season	169	Ty Cobb	1911
Most Singles by Switchhitter, Season	156	Tito Fuentes	1977
Most Singles by Rookie, Season	167	Harvey Kuenn	1953

DOUBLES

Most Doubles, Career	665	Ty Cobb	1905-26
Most Doubles by Righthander, Season	63	Hank Greenberg	1934
Most Doubles by Lefthander, Season	60	Charlie Gehringer	1936
Most Doubles by Switchhitter, Season	42	Billy Rogell	1933
Most Doubles by Rookie, Season	45	Roy Johnson	1929
Most Doubles, Game	4	Pop Dillon	4/25/1901 vs. MIL
		Billy Bruton	5/19/1963 at WAS
Most Consecutive Doubles, Game	4	Billy Bruton	5/19/1963 at WAS
Most Doubles, Inning	2	Pop Dillon	4/25/1901 vs. MIL
		Tony Clark	8/22/1997 at MIL
		Robert Fick	5/29/2002 at CLE

TIGERS RECORD BOOK



TRIPLES

Most Triples, Career	286	Ty Cobb	1905-26
Most Triples by Righthander, Season	16	Harry Heilmann	1924
		Hank Greenberg	1935
Most Triples by Lefthander, Season	26	Sam Crawford	1914
Most Triples by Switchhitter, Season	14	Billy Lush	1903
		Lu Blue	1926
Most Triples by Rookie, Season	17	Charlie Gehringer	1926
Most Triples, Game	3	Charlie Gehringer	8/5/1929 at WAS

HOME RUNS

Most Home Runs, Career	399	Al Kaline	1953-74
Most Home Runs by Righthander, Season	58	Hank Greenberg	1938
Most Home Runs by Lefthander, Season	41	Norm Cash	1961
Most Home Runs by Switchhitter, Season	34	Tony Clark	1998
Most Home Runs by Rookie, Season	35	Rudy York	1937
Most Home Runs by Pinch-Hitter, Career	16	Gates Brown	1963-75
Most Home Runs by Pinch-Hitter, Season	3	11 times	(last, Larry Herndon, 1986)
Most Home Runs, Game	3	21 times	(last, Miguel Cabrera, 5/28/2010 vs. OAK)
Most Lead-Off Home Runs, Career	24	Curtis Granderson	2004-09
Most Lead-Off Home Runs, Season	7	Curtis Granderson	2007
		Curtis Granderson	2009
Most Inside-the-Park Home Runs, Career	47	Ty Cobb	1905-26
Most Inside-the-Park Home Runs, Season	9	Ty Cobb	1909
Most Home Runs at Home, Season	39	Hank Greenberg	1938
Most Home Runs on the Road, Season	27	Rocky Colavito	1961
Most Home Runs, Month	18	Rudy York	8/1937
Most Home Runs in April	10	Cecil Fielder	1996
		Chris Shelton	2006
Most Home Runs in May	12	Willie Horton	1968
Most Home Runs in June	14	Norm Cash	1961
Most Home Runs in July	15	Hank Greenberg	1938
Most Home Runs in August	18	Rudy York	1937
Most Home Runs in September	16	Hank Greenberg	1946
Most Games, Switch-Hitting Home Runs, Season	3	Tony Clark	1998
Most Home Runs, Opening Day	3	Dmitri Young	4/4/2005 vs. KC
Most Home Runs, Doubleheader	4	Charlie Maxwell	5/3/1959 vs. NYY
		Rocky Colavito	8/27/1961 at WAS
Most Home Runs, Inning	2	Al Kaline	4/17/1955 vs. KC (6th)
		Magglio Ordonez	8/12/2007 vs. OAK (2nd)
Most Consecutive Home Runs, Two Games	4	Hank Greenberg	7/26-7/27/1938 vs. WAS
		Charlie Maxwell	5/3/1959 vs. NYY (DH)
		Larry Herndon	5/16-5/18/1982 vs. MIN, vs. OAK
		Bobby Higginson	6/30-7/1/1997 vs. NYM
Most Consecutive Games with a Home Run	5	Rudy York	1937
		Hank Greenberg	1940
		Vic Wertz	1950
		Willie Horton	1969
		Marcus Thames	2008
Most Home Runs, Consecutive Games	5	Ty Cobb	5/5-5/6/1925 at STL
Most Extra-Inning Home Runs, Career	9	Lance Parrish	1977-86
Most Extra-Inning Home Runs, Season	5	Charlie Maxwell	1960
Youngest Player to Hit a Home Run	18 years, 279 days	Ty Cobb	9/23/1905
Oldest Player to Hit a Home Run	42 years, 51 days	Doc Cramer	9/11/1947

GRAND SLAMS

Most Grand Slams, Career	10	Hank Greenberg	1930-46
		Rudy York	1934-45
		Cecil Fielder	1990-96
Most Grand Slams, Season	4	Rudy York	1938
		Jim Northrup	1968
Most Grand Slams, Month	3	Rudy York	5/1938
		Hank Greenberg	6/1968
Most Grand Slams, Week	3	Jim Northrup	6/24-6/29/1968
Most Grand Slams, Game	2	Jim Northrup	6/24/1968 at CLE

RUNS BATTED IN

Most RBI, Career	1,828	Ty Cobb	1905-26
Most RBI by Righthander, Season	183	Hank Greenberg	1937
Most RBI by Lefthander, Season	144	Ty Cobb	1911
Most RBI by Switchhitter, Season	117	Tony Clark	1997
Most RBI by Rookie, Season	137	Dale Alexander	1929
Most RBI in a Month	50	Rudy York	8/1937
Most RBI in April	27	Tony Clark	1997
Most RBI in May	43	Ty Cobb	1925
Most RBI in June	47	Hank Greenberg	1935
Most RBI in July	41	Bob Fothergill	1927
Most RBI in August	50	Rudy York	1937
Most RBI in September	39	Rudy York	1940
		Hank Greenberg	1946
Most RBI Prior to the All-Star Break	103	Hank Greenberg	1935
Most RBI After the All-Star Break	110	Hank Greenberg	1937
Most Consecutive Games with an RBI	12	Mickey Cochrane	1934
		Rudy York	1940
Most RBI, Game	8	Jim Northrup	6/24/1968 at CLE
		Jim Northrup	7/11/1973 vs. TEX



TIGERS RECORD BOOK

SACRIFICES

Most Sacrifice Hits, Career	327	Donie Bush	1908-21
Most Sacrifice Hits by Righthander, Season	43	Germany Schaefer	1908
Most Sacrifice Hits by Lefthander, Season	36	Bobby Veach	1922
Most Sacrifice Hits by Switchhitter, Season	52	Donie Bush	1909
Most Sacrifice Hits by Rookie, Season	52	Donie Bush	1909
Most Sacrifice Flies, Career	104	Al Kaline	1953-74
Most Sacrifice Flies by Righthander, Season	13	Lance Parrish	1983
		Travis Fryman	1994
Most Sacrifice Flies by Lefthander, Season	11	Rusty Staub	1976, 1978
Most Sacrifice Flies by Switchhitter, Season	8	Carlos Guillen	2007
Most Sacrifice Flies by Rookie, Season	8	Lou Whitaker	1978

HIT BY PITCH

Most Hit by Pitch, Career	114	Bill Freehan	1961-76
Most Hit by Pitch by Righthander, Season	24	Bill Freehan	1968
Most Hit by Pitch by Lefthander, Season	17	Heinie Manush	1923
Most Hit by Pitch by Switchhitter, Season	11	Dmitri Young	2003
Most Hit by Pitch by Rookie, Season	17	Heinie Manush	1923
Most Hit by Pitch, Game	3	Bill Freehan	8/16/1968 at BOS
		Damion Easley	5/31/1999 at BOS
		Damion Easley	7/16/2002 vs. BOS

WALKS

Most Walks, Career	1,277	Al Kaline	1953-74
Most Walks by Righthander, Season	135	Eddie Yost	1959
Most Walks by Lefthander, Season	124	Norm Cash	1961
Most Walks by Switchhitter, Season	137	Roy Cullenbine	1947
Most Walks by Rookie, Season	103	Lu Blue	1921
Most Consecutive Walks	7	Billy Rogell	8/17-8/19/1938
Most Consecutive Games, One or More Walks	22	Roy Cullenbine	7/2-7/22/47
Most Walks, Nine-Inning Game	5	Kid Elberfeld	8/1/1902 vs. WAS
		Jo-Jo White	4/18/1935 vs. CWS
		Billy Rogell	8/18/1938 vs. CWS
Most Intentional Walks, Career	133	Al Kaline	1953-74
Most Intentional Walks, Season	32	Miguel Cabrera	2010
Most Intentional Walks, Game	3	Bill Freehan	6/2/1971 at MIN
		Miguel Cabrera	8/15/2010 at CWS

STRIKEOUTS

Most Strikeouts, Career	1,099	Lou Whitaker	1977-95
Most Strikeouts by Righthander, Season	182	Cecil Fielder	1990
Most Strikeouts by Lefthander, Season	174	Curtis Granderson	2006
Most Strikeouts by Switchhitter, Season	158	Melvin Nieves	1996
Most Strikeouts by Rookie, Season	170	Austin Jackson	2010
Fewest Strikeouts, Season	13	George Cutshaw	1922
		Charlie Gehringer	1936
		Doc Cramer	1943
		George Kell	1949
		Harvey Kuenn	1954
Most Strikeouts, Nine-Inning Game	5	Chet Laabs	10/2/1938 at CLE
		Danny Bautista	5/28/1995 vs. CWS
		Craig Monroe	6/14/2007 vs. MIL

GROUNDING INTO DOUBLE PLAYS

Most Grounding into DP, Career	271	Al Kaline	1953-74
Most Grounding into DP by Righthander, Season	29	Jimmy Bloodworth	1943
Most Grounding into DP by Lefthander, Season	27	Rusty Staub	1977
Most Grounding into DP by Switchhitter, Season	17	Ricky Peters	1980
Most Grounding into DP by Rookie, Season	23	Dick Wakefield	1943
		Sam Vico	1948
Fewest Grounding into DP, Season	0	Dick McAuliffe	1968
Most Grounding into DP, Nine-Inning Game	4	Goose Goslin	4/28/1934 vs. CLE

SLUGGING PERCENTAGE

Highest Slugging Percentage, Career	.616	Hank Greenberg	1930-46
Highest Slugging Percentage by Righthander, Season	.683	Hank Greenberg	1938
Highest Slugging Percentage by Lefthander, Season	.662	Norm Cash	1961
Highest Slugging Percentage by Switchhitter, Season	.542	Carlos Guillen	2004
Highest Slugging Percentage by Rookie, Season	.580	Dale Alexander	1929

ON-BASE PERCENTAGE

Highest On-Base Percentage, Career	.434	Ty Cobb	1905-26
Highest On-Base Percentage by Righthander, Season	.481	Harry Heilmann	1923
Highest On-Base Percentage by Lefthander, Season	.487	Norm Cash	1961
Highest On-Base Percentage by Switchhitter, Season	.443	Tony Phillips	1993
Highest On-Base Percentage by Rookie, Season	.416	Lu Blue	1921

CLUB BATTING

BATTING AVERAGE

Highest Average, Season	.316		1921
Most Players Batting .300 or Over, Season (Min. 400 AB)	5		1921, 1922, 1929, 1934
Lowest Average, Season	.231		1904

AT-BATS

Most At-Bats, Season	5,757		2007
Fewest At-Bats, Season	3,600		1981
Fewest At-Bats, Nine-Inning Game	23		5/6/1968 at BAL
			6/25/2004 vs. ARI

TIGERS RECORD BOOK



RUNS SCORED

Most Runs, Season	958	1934
Fewest Runs, Season	427	1981
Most Runs, Month	223	8/1937
Most Runs, April	169	1993
Most Runs, May	216	1921
Most Runs, June	215	1935
Most Runs, July	214	1927
Most Runs, August	223	1937
Most Runs, September	189	1923
Most Runs, September/October	253	1923
Most Runs, Game	21	9/15/1901 vs. CLE (8 inn.) 7/17/1908 at PHI 7/25/1920 vs. STL 7/1/1936 at CWS
Most Runs, Extra-Inning Game	16	9/14/1998 vs. CWS (12 inn.)
Most Runs, Doubleheader	36	8/14/1937; 16-1, 20-7 vs. STL
Most Runs, Shutout Game	21	9/15/1901 vs. CLE (8 inn.)
Most Runs by Tigers in a Loss, Nine-Inning Game	15	9/9/1921 at CWS
Most Runs by Tigers in a Loss, Extra-Inning Game	16	9/14/1998 vs. CWS (12 inn.)
Most Runs by Both Clubs, Game	35	9/9/1921; DET 15 at CWS 20 4/24/1996; DET 11 vs. MIN 24
Most Runs, Inning	13	6/17/1925 at NYY (6th) 8/8/2001 at TEX (9th)
Most Runs, Start of an Inning, None Out	11	6/17/1925 at NYY (6th)

HITS

Most Hits, Season	1,724	1921
Fewest Hits, Season	922	1981
Most Players with 200 or More Hits, Season	4	1937
Most Games Held Hitless, Season	2	1967, 1973
Most Hits, Nine-Inning Game	27	9/29/1928 vs. NYY 5/27/2004 at KC
Most Hits by Both Clubs, Nine-Inning Game	44	9/29/1928; DET 27 vs. NYY 17
Most Hits by Pinch-Hitters, Game	4	4/22/1953 vs. CWS
Most Consecutive Hits, Game	10	9/20/1983 vs. BAL (1st, 1BB)
Fewest Hits, Game	0	13 times (last, 7/26/2010 at TB)
Most Players with Four-or-More Hits, Nine-Inning Game	3	many times (last, 5/27/2004 at KC)

EXTRA-BASE HITS

Most Extra-Base Hits, Season	579	2007
Fewest Extra-Base Hits, Season	210	1918

TOTAL BASES

Most Total Bases, Season	2,635	2007
Fewest Total Bases, Season	1,323	1981

SINGLES

Most Singles, Season	1,298	1921
Fewest Singles, Season	646	1994
Most Singles, Game	21	9/29/1928 vs. NYY

DOUBLES

Most Doubles, Season	352	2007
Fewest Doubles, Season	141	1902, 1918
Most Doubles, Game	11	7/14/1934 vs. NYY

TRIPLES

Most Triples, Season	101	1913
Fewest Triples, Season	16	1992
Most Triples, Game	6	6/17/1922 vs. NYY

HOME RUNS

Most Home Runs, Season	225	1987
Fewest Home Runs, Season	10	1906
Most Home Runs, April	41	1996
Most Home Runs, May	44	1962, 1994
Most Home Runs, June	48	1987
Most Home Runs, July	45	1973
Most Home Runs, August	49	1937
Most Home Runs, September	45	1999
Most Home Runs at Home, Season	125	1987
Most Home Runs on the Road, Season	122	2006
Most Lead Off Home Runs, Season	8	2007, 2009
Most Extra-Inning Home Runs, Season	7	1960, 1966, 1984
Most Inside-the-Park Home Runs, Season	17	1901, 1909
Most Home Runs by Pinch-Hitters, Season	8	1971
Most Home Runs by Pitchers, Season	8	1957
Most Players with 40 or More Home Runs, Season	2	1961
Most Home Runs, Game	8	twice (last, 6/18/2006 at CHC)
Most Home Runs by Both Clubs, Game	12	twice (last, 7/2/2002; DET 6 at CWS 6)
Most Home Runs, Start of Game	2	8/5/1986 vs. CLE 6/3/2002 vs. BOS 9/28/2004 vs. CWS
Most Consecutive Games with a Home Run	25	5/25-6/19/1994
Most Home Runs, Two Consecutive Games	12	4/5-4/6/2006
Most Home Runs, Three Consecutive Games	15	4/3-4/6/2006
Most Home Runs, Inning	4	6/23/1950 vs. NYY (4th) 7/29/1974 at CLE (1st) 9/10/1986 vs. MIL (4th)

TIGERS RECORDS



TIGERS RECORD BOOK

Most Home Runs by Both Clubs, Inning.....	5	6/23/1950; DET 4 vs. NYY 1
Most Consecutive Home Runs, Inning.....	3	12 times (last, 6/24/2001 vs. MIN)
GRAND SLAMS		
Most Grand Slams, Season.....	10	1938
Most Grand Slams, Game.....	2	6/11/1954 at PHI 6/24/1968 at CLE 5/15/2009 vs. OAK
Most Grand Slams, Inning.....	1	Many times
RUNS BATTED IN		
Most RBI, Season.....	873	1937
Fewest RBI, Season.....	390	1918
SACRIFICES		
Most Sacrifice Hits, Season.....	257	1923
Fewest Sacrifice Hits, Season.....	16	1998
Most Sacrifice Hits, Game.....	5	6/22/1957 at BAL 5/13/1960 vs. KC 7/6/1992 vs. SEA
Most Sacrifice Hits, Inning.....	3	7/12/1970 vs. BAL (2nd)
Most Sacrifice Flies, Season (since 1954).....	59	1983
Fewest Sacrifice Flies, Season (since 1954).....	30	1957
Most Sacrifice Flies, Game.....	4	6/10/1985 vs. BAL
HIT BY PITCH		
Most Hit by Pitch, Season.....	82	1999
Fewest Hit by Pitch, Season.....	9	1945
Most Hit by Pitch, Game (since 1954).....	5	8/11/1965 vs. KC
WALKS		
Most Walks, Season.....	765	1993
Fewest Walks, Season.....	292	1903
Most Intentional Walks, Season (since 1954).....	70	1971
Fewest Intentional Walks, Season (since 1954).....	19	1999
Most Walks, Nine-Inning Game.....	18	5/9/1916 at PHI
Most Intentional Walks, Nine-Inning Game (since 1954).....	4	six times, last, 8/15/2010 at CWS
STRIKEOUTS		
Most Strikeouts, Season.....	1,268	1996
Fewest Strikeouts, Season.....	287	1902
Most Strikeouts, Nine-Inning Game.....	20	9/18/1996 vs. BOS
Most Strikeouts, Extra-Inning Game.....	21	9/18/1966 vs. CLE (10 inn.), 8/8/1991 vs. TOR (14 inn.)
Most Strikeouts, Inning.....	4	5/14/1994 at CLE (9th) 7/21/1997 vs. CWS (7th) 8/15/1999 vs. ANA (1st)
Most Strikeouts by Pinch-Hitters, Nine-Inning Game.....	5	9/8/1979 vs. NYY
GROUNDING INTO DOUBLE PLAYS		
Most Grounding into DP, Season.....	164	1949
Fewest Grounding into DP, Season.....	81	1985
SLUGGING PERCENTAGE		
Highest Slugging Percentage, Season.....	.458	2007
Lowest Slugging Percentage, Season.....	.292	1904
ON-BASE PERCENTAGE		
Highest On-Base Percentage, Season.....	.385	1921
Lowest On-Base Percentage, Season.....	.282	1904

INDIVIDUAL BASERUNNING

STOLEN BASES

Most Stolen Bases, Career.....	865	Ty Cobb.....	1905-26
Most Stolen Bases, Season.....	96	Ty Cobb.....	1915
Most Stolen Bases by Rookie, Season.....	53	Donie Bush.....	1909
Most Consecutive Stolen Bases, No Caught Stealing.....	27	Ron LeFlore.....	1978
Most Stolen Bases, Game.....	5	Johnny Neun.....	7/29/1927 at WAS

STEALS OF HOME

Most Times Stole Home, Career.....	50	Ty Cobb.....	1905-26
Most Times Stole Home, Season.....	8	Ty Cobb.....	1912

CAUGHT STEALING

Most Caught Stealing, Season.....	38	Ty Cobb.....	1915
Most Caught Stealing by Rookie, Season.....	17	Lu Blue.....	1921

CLUB BASERUNNING

STOLEN BASES

Most Stolen Bases, Season.....	280	1909
Fewest Stolen Bases, Season.....	17	1972
Most Players with 20 or More Stolen Bases, Season.....	6	1906, 1910, 1911, 1914

CAUGHT STEALING

Most Caught Stealing, Season.....	154	1914
Fewest Caught Stealing, Season.....	17	1959
Most Caught Stealing, Inning.....	3	8/3/1914 vs. NYY (2nd)

LEFT ON BASE

Most Left On Base, Season.....	1,266	1924
Fewest Left On Base, Season.....	1,025	1972



INDIVIDUAL PITCHING

GAMES WON

Most Games Won, Career.....	222	Hooks Dauss	1912-26
Most Games Won by Righthander, Season	31	Denny McLain	1968
Most Games Won by Lefthander, Season	29	Hal Newhouser	1944
Most Games Won as Relief Pitcher, Season	17	John Hiller	1974
Most Games Won by Rookie, Season	24	Ed Summers	1908
Most Games Won by Rookie in Relief, Season	11	Mike Henneman.....	1987
Most Years Winning 20 or More Games.....	5	George Mullin	1902-13
Most Consecutive Games Won, Season	16	Schoolboy Rowe	6/15-8/26/1934
Most Consecutive Starts Won, Season	11	Earl Whitehill	7/2-8/19/1930
		Hal Newhouser	6/11-7/27/1946
Most Consecutive Home Wins, Start of Season	9	Brian Moehler	4/19-7/16/1998

GAMES LOST

Most Games Lost, Career.....	182	Hooks Dauss	1912-26
Most Games Lost by Righthander, Season	23	George Mullin	1904
Most Games Lost by Lefthander, Season	21	Mickey Lolich	1974
		Mike Maroth	2003
Most Games Lost as Reliever, Season	14	John Hiller	1974
Most Games Lost by Rookie, Season	19	Jeremy Bonderman	2003
Most Games Lost by Rookie Reliever, Season	5 (six times)	last, Freddy Dolsi	2008
Most Consecutive Games Lost, Season	10	Mickey Lolich	5/23-7/23/1967
		Mike Moore	6/29-8/31/1995

WINNING PERCENTAGE

Highest Winning Percentage, Season.....	.862	Wild Bill Donovan (25-4).....	1907
Highest Winning Percentage by Rookie, Season733	George Gill (11-4)	1937
		Eric King (11-4)	1986

EARNED RUN AVERAGE

Lowest ERA by Righthander, Season	1.64	Ed Summers	1908
Lowest ERA by Lefthander, Season	1.71	Ed Killian	1909
Lowest ERA by Rookie, Season	1.64	Ed Summers	1908

GAMES PITCHED

Most Games Pitched, Career	545	John Hiller	1965-70, 1972-80
Most Seasons as a Tigers Pitcher.....	16	Tommy Bridges	1930-43, 1945-46
Most Games Pitched by Righthander, Season	73	Fernando Rodney	2009
Most Games Pitched by Lefthander, Season	88	Mike Myers	1997
		Sean Runyan	1998
Most Games Pitched by Rookie, Season	88	Sean Runyan	1998

GAMES STARTED

Most Games Started, Career.....	459	Mickey Lolich	1963-75
Most Games Started by Righthander, Season	44	George Mullin	1904
Most Games Started by Lefthander, Season	45	Mickey Lolich	1971
Most Games Started by Rookie, Season	37	Herm Pillette	1922
Most Games Started, None Complete, Season	34	Mike Maroth	2005
		Jeremy Bonderman	2006
Most Consecutive Games Started, No Victories	17	Adam Bernero	6/15/2002-5/25/2003

COMPLETE GAMES

Most Complete Games, Career.....	336	George Mullin	1902-13
Most Complete Games by Righthander, Season	42	George Mullin	1904
Most Complete Games by Lefthander, Season	33	Ed Killian	1905
Most Complete Games by Rookie, Season	35	Roscoe Miller	1901

SHUTOUTS

Most Shutouts, Career.....	39	Mickey Lolich	1963-75
Most Shutouts Losses, Career	36	Mickey Lolich	1963-75
Most Shutouts by Righthander, Season	9	Denny McLain	1969
Most Shutouts by Lefthander, Season	8	Ed Killian	1905
		Hal Newhouser	1945
Most Shutouts by Rookie, Season	5	Ed Summers	1908
Most Shutout Losses, Season	7	Wild Bill Donovan	1903
		Mickey Lolich	1975
Longest Shutout.....	18 inn.	Ed Summers	7/16/1909 vs. WAS (0-0 tie)

SAVES (Since 1969)

Most Saves, Career.....	235	Todd Jones	1997-2001, 2006-08
Most Saves by Righthander, Season	42	Todd Jones	2000
Most Saves by Lefthander, Season	38	John Hiller	1973
Most Saves by Rookie, Season	14	Chuck Seelbach	1972
Most Saves, Consecutive, Season	32	Guillermo Hernandez	4/6-9/23/1984
Most Consecutive Appearances with a Save	10	John Hiller	6/26-7/10/1973
		Todd Jones	5/10-5/27/2006

INNINGS PITCHED

Most Innings Pitched, Career.....	3,394.0	George Mullin	1902-13
Most Innings Pitched by Righthander, Season	382.1	George Mullin	1904
Most Innings Pitched by Lefthander, Season	376.0	Mickey Lolich	1971
Most Innings Pitched by Rookie, Season	332.0	Roscoe Miller	1901

HITS ALLOWED

Most Hits Allowed, Career.....	3,407	Hooks Dauss	1912-26
Most Hits Allowed by Righthander, Season	346	George Mullin	1907
Most Hits Allowed by Lefthander, Season	336	Mickey Lolich	1971
Most Hits Allowed by Rookie, Season	339	Roscoe Miller	1901
Most Hits Allowed, Game	26	Aloysius Travers	5/18/1912 at PHI



TIGERS RECORD BOOK

RUNS ALLOWED

Most Runs Allowed, Career.....	1,594	Hooks Daus	1912-26
Most Runs Allowed by Righthander, Season.....	168	Roscoe Miller	1901
Most Runs Allowed by Lefthander, Season.....	166	Ed Siever	1901
Most Runs Allowed by Rookie, Season.....	168	Roscoe Miller	1901
Most Runs Allowed, Game.....	24	Aloysius Travers	5/18/1912 at PHI
Most Runs Allowed, Inning.....	11	Vic Sorrell	7/26/1928 vs. NYY (12th)

EARNED RUNS ALLOWED

Most Earned Runs Allowed, Career.....	1,289	Mickey Lolich	1963-75
Most Earned Runs Allowed by Righthander, Season.....	137	Joe Coleman	1974
Most Earned Runs Allowed by Lefthander, Season.....	142	Mickey Lolich	1974
Most Earned Runs Allowed by Rookie, Season.....	109	Roscoe Miller	1901

SINGLES ALLOWED

Most Singles Allowed, Inning.....	10	Elden Auker	9/29/1935 at CWS (2nd)
-----------------------------------	----	-------	-------------	-------	------------------------

DOUBLES ALLOWED

Most Doubles Allowed, Game.....	8	Edward LaFitte	10/8/1911 at STL
---------------------------------	---	-------	----------------	-------	------------------

TRIPLES ALLOWED

Most Triples Allowed, Game.....	6	Aloysius Travers	5/18/1912 at PHI
Most Triples Allowed, Inning.....	4	Firpo Marberry	5/6/1934 at BOS (4th)

HOME RUNS ALLOWED

Most Home Runs Allowed, Career.....	329	Mickey Lolich	1963-75
Most Home Runs Allowed by Righthander, Season.....	42	Denny McLain	1966
Most Home Runs Allowed by Lefthander, Season.....	38	Mickey Lolich	1974
Most Home Runs Allowed by Rookie, Season.....	29	Jerry Ujdur	1982
Most Home Runs Allowed, Game.....	5	Don Mossi	6/23/1961 at CLE
			Jeff Weaver	7/24/1999 vs. BOS
			Nate Robertson	8/20/2008 at TEX
Most Grand Slams Allowed, Game.....	2	Jack Morris	8/7/1984 at BOS
Most Home Runs Allowed, Inning.....	3	Many pitchers (last, Armando Galarraga, 9/27/2010 at CLE, 5th)		

HIT BATSMEN

Most Hit Batsmen, Career.....	121	Hooks Daus	1912-26
Most Hit Batsmen by Righthander, Season.....	23	Howard Ehmke	1922
Most Hit Batsmen by Lefthander, Season.....	20	Harry Coveleski	1915
Most Hit Batsmen by Rookie, Season.....	20	Ed Summers	1908
Most Hit Batsmen, Game.....	4	Earl Whitehill	4/16/1924 vs. CLE
			Frank Lary	7/21/1960 vs. WAS
Most Hit Batsmen, Inning.....	2	Many pitchers (last, Jeremy Bonderman, 10/1/2010 at BAL, 4th)		

WALKS

Most Walks, Career.....	1,227	Hal Newhouser	1939-53
Most Walks by Righthander, Season.....	158	Joe Coleman	1974
Most Walks by Lefthander, Season.....	137	Hal Newhouser	1941
Most Walks by Rookie, Season.....	108	Tommy Bridges	1931
			Rufe Gentry	1944
Most Intentional Walks, Season (since 1955).....	19	John Hiller	1974

STRIKEOUTS

Most Strikeouts, Career.....	2,679	Mickey Lolich	1963-75
Most Strikeouts by Righthander, Season.....	280	Denny McLain	1968
Most Strikeouts by Lefthander, Season.....	308	Mickey Lolich	1971
Most Strikeouts by Rookie Righthander, Season.....	126	Armando Galarraga	2008
Most Strikeouts by Rookie Lefthander, Season.....	156	Les Cain	1970
Most Strikeouts, Nine-Inning Game.....	16	Mickey Lolich	5/23/1969 vs. CAL
Most Strikeouts by Reliever, Game.....	14	Denny McLain	6/15/1965 vs. BOS
Most Strikeouts, Inning.....	3	Many pitchers (last, Justin Verlander, 9/24/2010 vs. MIN, 2nd)		
Most Consecutive Strikeouts, Game.....	7	Denny McLain	6/15/1965 vs. BOS
			John Hiller	10/1/1970 vs. CLE
Most Consecutive Strikeouts by Reliever, Game.....	7	Denny McLain	6/15/1965 vs. BOS
Most Consecutive Strikeouts from Start of Game.....	6	John Hiller	8/6/1968 vs. CLE
Most Strikeouts Per Nine Innings, Career (min. 1,500 IP).....	7.17	Mickey Lolich	1963-75

WILD PITCHES

Most Wild Pitches, Career.....	155	Jack Morris	1977-90
Most Wild Pitches by Righthander, Season.....	24	Jack Morris	1987
Most Wild Pitches by Lefthander, Season.....	14	Mickey Lolich	1969, 1970
Most Wild Pitches by Rookie, Season.....	13	George Mullin	1902
Most Wild Pitches, Game.....	5	Charles Wheatley	9/27/1912 at CLE
			Jack Morris	8/3/1987 vs. KC

BALKS

Most Balks, Career.....	23	Jack Morris	1977-90
Most Balks, Season.....	11	Jack Morris	1988
Most Balks, Game.....	3	Many pitchers (last, Don Heinkel, 5/3/1988 vs. OAK)		
Most Balks, Inning.....	3	Don Heinkel	5/3/1988 vs. OAK (6th)

CLUB PITCHING

EARNED RUN AVERAGE

Lowest ERA, Season.....	2.26	1909
Highest ERA, Season.....	6.38	1996

COMPLETE GAMES

Most Complete Games, Season.....	143	1904
Fewest Complete Games, Season.....	1	2007, 2008

SHUTOUTS

Most Shutouts, Season.....	20	1917, 1944, 1969
Fewest Shutouts, Season.....	1	1994

TIGERS RECORD BOOK



Most Consecutive Shutouts, Season.....	3.....	7/26-7/29/1910, 7/30-7/31/1949
Most Consecutive Shutout Innings, Season.....	30.....	1910, 1917
SAVES (SINCE 1969)		
Most Saves, Season.....	51.....	1984
Fewest Saves, Season.....	15.....	1974
INNINGS PITCHED		
Most Innings Pitched, Season.....	1489.2.....	1968
Fewest Innings Pitched, Season.....	969.1.....	1981
Most Pitchers with 300 or More Innings, Season.....	2.....	1903, 1904, 1905, 1907, 1914, 1915, 1944
HITS ALLOWED		
Most Hits Allowed, Season.....	1,699.....	1996
Fewest Hits Allowed, Season.....	840.....	1981
Most Hits Allowed, Nine-Inning Game.....	27.....	6/18/1953 at BOS
Most Hits Allowed, Inning.....	14.....	6/18/1953 at BOS (7th)
Most No-Hit Games, Season.....	2.....	1952
RUNS ALLOWED		
Most Runs Allowed, Season.....	1,103.....	1996
Fewest Runs Allowed, Season.....	404.....	1981
Most Runs Allowed, Game.....	26.....	9/9/2004 vs. KC
Most Runs Allowed, Extra-Inning Game.....	17.....	9/14/98 vs. CWS (12 inn.)
Most Runs Allowed, Inning.....	17.....	6/18/1953 at BOS (7th)
EARNED RUNS ALLOWED		
Most Earned Runs Allowed, Season.....	1,015.....	1996
Fewest Earned Runs Allowed, Season.....	355.....	1907
Most Earned Runs Allowed, Game.....	24.....	9/9/2004 vs. KC
Most Earned Runs Allowed, Extra-Inning Game.....	15.....	three times (last, 5/8/2004 at TEX, 10 inn.)
Most Earned Runs Allowed, Inning.....	17.....	6/18/1953 at BOS (7th)
SINGLES, DOUBLES, TRIPLES ALLOWED		
Most Singles Allowed, Nine-Inning Game.....	24.....	6/18/1953 at BOS
Most Doubles Allowed, Nine-Inning Game.....	12.....	7/29/1990 vs. BOS
Most Triples Allowed, Nine-Inning Game.....	6.....	5/18/1912 at PHI
HOME RUNS ALLOWED		
Most Home Runs Allowed, Season.....	241.....	1996
Fewest Home Runs Allowed, Season.....	8.....	1907
Most Home Runs Allowed at Home, Season (since 1954).....	130.....	1996
Fewest Home Runs Allowed at Home, Season (since 1954).....	44.....	1981
Most Home Runs Allowed on the Road, Season (since 1954).....	111.....	1996
Fewest Home Runs Allowed on the Road, Season (since 1954).....	34.....	1972
Most Grand Slams Allowed, Season.....	14.....	1996
Most Home Runs Allowed, Game.....	7.....	four times (last, 9/11/2007 vs. TEX)
Most Home Runs Allowed, Extra-Inning Game.....	6.....	6/23/1946 vs. NYY (11 inn.)
Most Home Runs Allowed, Inning.....	4.....	7/18/1998 vs. BOS (4th)
Most Home Runs Allowed with Two Outs, Inning.....	4.....	7/18/1998 vs. BOS (4th)
HIT BATSMEN		
Most Hit Batsmen, Season.....	84.....	1922
Fewest Hit Batsmen, Season.....	11.....	1946
WALKS		
Most Walks, Season.....	784.....	1996
Fewest Walks, Season.....	313.....	1901
Most Walks, Extra-Inning Game.....	20.....	9/17/1920 vs. BOS (12 inn.)
Most Intentional Walks, Game.....	5.....	three times (last, 6/2/1995 at CWS, 15 inn.)
STRIKEOUTS		
Most Strikeouts, Season.....	1,115.....	1968
Fewest Strikeouts, Season.....	245.....	1902
WILD PITCHES		
Most Wild Pitches, Season.....	82.....	1996
Fewest Wild Pitches, Season.....	13.....	1924
Most Wild Pitches, Extra-Inning Game.....	5.....	8/3/1987 vs. KC (10 inn.)
BALKS		
Most Balks, Season.....	27.....	1988
Fewest Balks, Season.....	0.....	nine times (last, 1998)
SACRIFICE FLIES		
Most Sacrifice Flies Allowed, Season (since 1954).....	72.....	1996
Fewest Sacrifice Flies Allowed, Season (since 1954).....	17.....	1968

INDIVIDUAL FIELDING

FIRST BASEMEN

Highest Fielding Percentage, Career.....	.992.....	Tony Clark.....	1995-2001
Highest Fielding Percentage, Season.....	.998.....	Sean Casey.....	2007
Most Total Chances, Season.....	1,712.....	Jason Thompson.....	1977
Most Putouts, Season.....	1,599.....	Jason Thompson.....	1977
Most Assists, Season.....	149.....	Rudy York.....	1943
Fewest Errors, Season.....	2.....	Sean Casey.....	2007
Most Errors, Season.....	31.....	Harry Heilmann.....	1919
Most Double Plays, Season.....	163.....	Rudy York.....	1944

SECOND BASEMEN

Highest Fielding Percentage, Career.....	.985.....	Damion Easley.....	1996-2002
Highest Fielding Percentage, Season.....	1.000.....	Placido Polanco.....	2007
Most Total Chances, Season.....	1,001.....	Jerry Priddy.....	1950



TIGERS RECORD BOOK

Most Putouts, Season	440	Jerry Priddy	1950
Most Assists, Season	542	Charlie Gehringer	1933
		Jerry Priddy	1950
Fewest Errors, Season	0	Placido Polanco	2007
Most Errors, Season	64	Kid Gleason	1901
Most Double Plays, Season	150	Jerry Priddy	1950

THIRD BASEMEN

Highest Fielding Percentage, Career	971	George Kell	1946-52
Highest Fielding Percentage, Season	987	Aurelio Rodriguez	1978
Fewest Errors, Season	4	Aurelio Rodriguez	1978
Most Errors, Season	58	Doc Casey	1901
Most Total Chances, Season	615	Ossie Vitt	1916
Most Putouts, Season	208	Ossie Vitt	1916
Most Assists, Season	398	Brandon Inge	2006
Most Putouts, Nine-Inning Game	7	Ray Boone	4/24/1954 vs. CLE
Most Double Plays, Season	42	Brandon Inge	2005

SHORTSTOPS

Highest Fielding Percentage, Career	979	Deivi Cruz	1997-2001
Highest Fielding Percentage, Season	990	Ed Brinkman	1972
Most Total Chances, Season	1,027	Donie Bush	1914
Most Putouts, Season	425	Donie Bush	1914
Most Assists, Season	567	Donie Bush	1909
Fewest Errors, Season	7	Ed Brinkman	1972
Most Errors, Season	76	Kid Elberfeld	1901
Most Errors, Nine-Inning Game	5	Donie Bush	8/25/1911 vs. WAS
Most Double Plays, Season	126	Johnny Lipon	1950

OUTFIELDERS

Highest Fielding Percentage, Career	993	Curtis Granderson	2004-09
Highest Fielding Percentage, Season	1.000	Mickey Stanley	1968, 1970
		Al Kaline	1971
Most Total Chances, Season	461	Bill Tuttle	1955
Most Putouts, Season	442	Bill Tuttle	1955
Most Assists, Season	31	Jimmy Barrett	1901
		Harry Heilmann	1924
Fewest Errors, Season	0	Mickey Stanley	1968, 1970
		Al Kaline	1971
Most Errors, Season	31	Roy C. Johnson	1929

CATCHERS

Highest Fielding Percentage, Career	993	Bill Freehan	1961, 1963-76
Highest Fielding Percentage, Season	998	Brad Ausmus	1999
		Ivan Rodriguez	2006
Most Assists, Season	212	Oscar Stanage	1911
Fewest Errors, Season	2	Bill Freehan	1970
		Mickey Tettleton	1992
		Brad Ausmus	1999
		Ivan Rodriguez	2006
Most Errors, Season	41	Oscar Stanage	1911
Fewest Passed Balls, Season	0	Milt May	1977
		John Flaherty	1995
Most Passed Balls, Season	21	Lance Parrish	1979

* - Season records based upon a minimum of 108 games; Career records based upon a minimum of 1,000 games

CLUB FIELDING

FIELDING PERCENTAGE

Highest Fielding Percentage, Season	985	2009
Lowest Fielding Percentage, Season	930	1901

PUTOUTS

Most Putouts, Season	4,463	1968
Fewest Putouts, Season	2,908	1981

ASSISTS

Most Assists, Season	2,285	1912
Fewest Assists, Season	1,261	1994
Most Assists, Extra-Inning Game	38	7/21/1945 at PHI (24 inn.)

TOTAL CHANCES

Most Chances, Season	6,780	1914
Fewest Chances, Season	4,238	1981

ERRORS

Most Errors, Season	410	1901
Fewest Errors, Season	67	1981
Most Errorless Games, Season	103	2009
Most Consecutive Errorless Games, Season	12	1963
Most Errors, Nine-Inning Game	12	5/1/1901 at CWS 5/6/1903 at CWS

PASSED BALLS

Most Passed Balls, Season	30	2001
Fewest Passed Balls, Season	3	1995

DOUBLE PLAYS

Most Double Plays, Season	194	1950, 2003
Fewest Double Plays, Season	77	1918

TRIPLE PLAYS

Most Triple Plays, Season	3	1911
---------------------------	---	------



PITCHER PICK-OFFS (Since 1987)

Most Pitcher Pick-offs, Season	25	1991
Fewest Pitcher Pick-offs, Season	3	1977

CATCHER PICK-OFFS (Since 1974)

Most Catcher Pick-offs, Season	7	2005
Fewest Catcher Pick-offs, Season	0	nine times (last, 2008)

CLUB MISCELLANEOUS

GAMES PLAYED

Most Games Played, Season	164	1968
Fewest Games Played, Season	109	1981
Most One-Run Games Played, Season	65	1971

LENGTH OF GAMES

Longest Game, Innings	24	7/21/1945 at PHI (1-1 tie)
Longest Nine-Inning Game, Time	4:20	4/5/1997 at CWS
Longest Extra-Inning Game, Time	7:00	6/24/1962 vs. NYY (22 inn.)
Longest Nine-Inning Night Game, Time	4:12	9/15/1993 vs. TOR
Longest Doubleheader, 18 Innings	6:53	7/4/1997 vs. BAL
Longest Doubleheader, More than 18 Innings	9:05	6/17/1967 vs. KC (28 inn.)

GAMES WON

Most Games Won, Season	104	1984
Fewest Games Won, Season	43	2003
Most Games Won at Home, Season	57	1909
Fewest Games Won at Home, Season	23	2003
Most Games Won on Road, Season	51	1961, 1984
Fewest Games Won on Road, Season	17	1902
Most Games Won, One Month	23	7/1908, 8/1915, 8/1934, 8/1935
Most Consecutive Games Won, Season	14	1909 (8/19-9/2), 1934 (7/31-8/14)
Most Consecutive Games Won, Start of Season	9	1984 (4/3-18)
Most Consecutive Home Games Won, Season	17	1909 (8/19-9/7)
Most Consecutive Road Games Won, Season	17	1984 (4/3-5/24)
Most Consecutive Road Games Won, Two Seasons	21	1983-84 (9/18-5/24)
Most One-Run Games Won, Season	35	1968
Most 1-0 Games Won, Season	9	1908

GAMES LOST

Most Games Lost, Season	119	2003
Fewest Games Lost, Season	53	1934
Most Games Lost at Home, Season	58	2003
Fewest Games Lost at Home, Season	19	1909
Most Games Lost on Road, Season	61	2003
Fewest Games Lost on Road, Season	28	1915
Most Games Lost, One Month	24	6/1975
Most Consecutive Games Lost, Season	19	1975 (7/29-8/15)
Most Consecutive Games Lost, Start of Season	13	1920 (4/14-5/2)
Most Consecutive Home Games Lost, Season	17	1996 (8/31-9/29)
Most Consecutive Road Games Lost, Season	13	1902 (6/2-7/15)
Most Shutout Losses, Season	22	1904
Most One-Run Games Lost, Season	35	1952
Most 1-0 Games Lost, Season	7	1903, 1943

WINNING PERCENTAGE

Highest Winning Percentage, Season	.656	1934 (101-53)
Lowest Winning Percentage, Season	.265	2003 (43-119)
Highest Winning Percentage at Home, Season	.750	1909 (57-19)
Lowest Winning Percentage at Home, Season	.284	2003 (23-58)
Highest Winning Percentage on Road, Season	.641	1915 (50-28)
Lowest Winning Percentage on Road, Season	.234	1952 (18-59)
Highest Winning Percentage, One Month	.900	4/1984 (18-2)

PLAYERS USED

Most Players Used, Season	57	2002
Fewest Players Used, Season	24	1906, 1907
Most Pitchers Used, Extra-Inning Game	10	9/14/1998 vs. CWS (12 inn.)
Most Pitchers Used, Both Clubs, Extra-Inning Game	18	9/14/1998 vs. CWS (12 inn.)
Most Pinch-Hitters Used, Inning	6	9/5/1971 at NYY (7th)

HOME RUNS AT COMERICA PARK

Following is a list of the all-time individual home run leaders during the 11 seasons at Comerica Park:

TIGERS		VISITORS	
Brandon Inge	73	Jermaine Dye	16
Miguel Cabrera	*56	Joe Crede	15
Magglio Ordonez	*54	Paul Konerko	15
Carlos Guillen	*51	David Ortiz	15
Marcus Thames	49	Jim Thome	14

*Includes one home run hit as a visitor



TIGERS RECORD BOOK

INDIVIDUAL BATTING AT COMERICA PARK

BATTING AVERAGE

Highest Average, Career (min. 1,000 at-bats)	329	Magglio Ordonez	2005-10
Highest Average, Season	389	Magglio Ordonez	2007
Highest Average, Rookie (min. 100 at-bats)	310	Austin Jackson	2010

GAMES PLAYED

Most Games Played, Career	660	Brandon Inge	2001-10
Most Games Played, Season	80 (six times)	last, Miguel Cabrera, Brandon Inge	2009
Most Games Played, Rookie	75	Austin Jackson	2010

AT-BATS

Most At-Bats, Career	2,147	Brandon Inge	2001-10
Most At-Bats, Season	309	Curtis Granderson	2009
Most At-Bats by Rookie, Season	297	Austin Jackson	2010
Most At-Bats, Game	8	Five players	6/1/2003 vs. NYY (18 inn.)

RUNS SCORED

Most Runs, Career	252	Brandon Inge	2001-10
Most Runs, Season	64	Magglio Ordonez	2007
		Miguel Cabrera	2010
Most Runs by Rookie, Season	52	Austin Jackson	2010
Most Runs, Nine-Inning Game	6	Joe Randa (KC)	9/9/2004 vs. KC
Most Consecutive Games with a Run Scored	11	Miguel Cabrera	9/6-26/2010

HITS

Most Hits, Career	538	Brandon Inge	2001-10
Most Hits, Season	110	Magglio Ordonez	2007
Most Hits by Rookie, Season	92	Austin Jackson	2010
Most Hits, Nine-Inning Game	6	Joe Randa (KC)	9/9/2004 vs. KC
Longest Hitting Streak, Season	21	Edgar Renteria	6/11-8/15/2008
Most Consecutive Games with Multiple Hits	6	Roger Cedeno	7/7-27/2001
		Placido Polanco	4/2-20/2007

EXTRA-BASE HITS

Most Extra-Base Hits, Career	192	Brandon Inge	2001-10
Most Extra-Base Hits, Season	45	Magglio Ordonez	2007
Most Extra-Base Hits by Rookie, Season	26	Brennan Boesch	2010
Most Extra-Base Hits, Game	4	Roger Cedeno	7/18/2001 vs. NYY
		Melvin Mora (BAL)	8/17/2008 vs. BAL
Most Consecutive Games with an Extra-Base Hit	9	Brian Daubach (BOS)	9/16/2000-6/5/2002

TOTAL BASES

Most Total Bases, Career	902	Brandon Inge	2001-10
Most Total Bases, Season	189	Magglio Ordonez	2007
Most Total Bases by Rookie, Season	118	Austin Jackson	2010

SINGLES

Most Singles, Career	348	Magglio Ordonez	2005-10
Most Singles, Season	77	Placido Polanco	2007
Most Singles by Rookie, Season	70	Austin Jackson	2010

DOUBLES

Most Doubles, Career	98	Magglio Ordonez	2005-09
Most Doubles, Season	28	Bobby Higginson	2000
		Magglio Ordonez	2007
Most Doubles by Rookie, Season	18	Austin Jackson	2010
Most Doubles, Game	3	last, Austin Jackson	6/3/2010 vs. CLE
Most Consecutive Games with a Double	7	Brian Daubach (BOS)	9/17/2000-6/5/2002

TRIPLES

Most Triples, Career	30	Curtis Granderson	2004-09
Most Triples, Season	10	Curtis Granderson	2007
Most Triples by Rookie, Season	4	Austin Jackson	2010
Most Triples, Game	2	last, Rajai Davis (OAK)	9/9/2008 vs. OAK
Most Consecutive Games with a Triple	3	Ray Durham (CWS-OAK)	7/14-8/24/2002
		Michael Cuddyer (MIN)	7/24-9/13/2005

HOME RUNS

Most Home Runs, Career	73	Brandon Inge	2001-10
Most Home Runs, Season	19	Miguel Cabrera	2008, 2009
Most Home Runs by Rookie, Season	10	Craig Monroe	2003
Most Home Runs, Game	3	last, Miguel Cabrera	5/28/2010 vs. OAK
Most Consecutive Games with a Home Run	4	Jim Thome (CLE)	5/28-7/27/2001
		Alex Rodriguez (TEX-NYY)	8/18/2003-7/15/2004
		Craig Monroe	9/6-9/2004
		Jermaine Dye (CWS)	7/25/2008-4/13/2009

GRAND SLAMS

Most Grand Slams, Career	4	Brandon Inge	2001-09
		Marcus Thames	2004-09
Most Grand Slams, Season	2	Brandon Inge	2004
		Marcus Thames	2007
Most Grand Slams, Month	2	Brandon Inge	4/2004

RUNS BATTED IN

Most RBI, Career	315	Brandon Inge	2001-10
Most RBI, Season	73	Magglio Ordonez	2007
Most RBI by Rookie, Season	40	Brennan Boesch	2010
Most RBI, Game	7	Bobby Higginson	6/13/2000 vs. TOR
		Mike Sweeney (KC)	7/22/2004 vs. KC
		Jack Cust (OAK)	8/10/2007 vs. OAK
Most Consecutive Games with an RBI	8	Luis Alicaia (TEX-KC)	5/29/2000-7/4/2001



WALKS

Most Walks, Career	190	Brandon Inge	2001-10
Most Walks, Season	52	Miguel Cabrera	2010
Most Walks by Rookie, Season	26	Brennan Boesch, Austin Jackson	2010
Most Walks, Game	4 (seven times)	last, Dan Johnson (TB)	8/10/2010
Most Consecutive Games, One or More Walk	8	David Ortiz (BOS)	8/17/2005-5/6/2008

STRIKEOUTS

Most Strikeouts, Career	513	Brandon Inge	2001-10
Most Strikeouts, Season	78	Curtis Granderson	2006
Most Strikeouts by Rookie, Season	72	Austin Jackson	2010
Most Strikeouts, Game	5	Mark Teixeira (TEX)	8/18/2003 vs. TEX
		Craig Monroe	6/14/2007 vs. MIL
Most Consecutive Games, One or More Strikeout	26	Carlos Pena (DET-TB)	8/21/2005-8/28/2009

CLUB BATTING AT COMERICA PARK

RUNS

Most Runs, Nine-Inning Game by Both Clubs	31	9/9/2004 vs. KC (KC 26, DET 5)
Most Runs, Nine-Inning Game by One Club	26	9/9/2004 vs. KC (KC)
Most Runs, Nine-Inning Game by Tigers	19	4/23/2008 vs. TEX
		5/24/2008 vs. MIN
Fewest Runs, Nine-Inning Game by Both Clubs	1 (11 times)	last, 8/14/2009 (DET 1, KC 0)

HITS

Most Hits, Nine-Inning Game by Both Clubs	38	4/13/2006 vs. CWS (DET 21, CWS 17)
Most Hits, Nine-Inning Game by One Club	26	9/9/2004 vs. KC (KC)
Most Hits, Nine-Inning Game by Tigers	23	4/29/2006 vs. MIN
Most Hits, Extra-Inning Game by Both Clubs	37	9/25/2010 vs. MIN, 13 inn. (DET 21, MIN 16)
Most Hits, Extra-Inning Game by One Club	21 (twice)	last, 9/25/2010 vs. MIN, 13 inn. (DET)
Most Hits, Extra-Inning Game by Tigers	21	9/25/2010 vs. MIN, 13 inn.
Fewest Hits, Nine-Inning Game by Both Clubs	4	8/21/2007 vs. CLE (DET 3, CLE 1)
Fewest Hits, Nine-Inning Game by One Club	0	6/12/2007 vs. MIL (MIL)
Fewest Hits, Nine-Inning Game by Tigers	1	5/2/2003 vs. TB

EXTRA-BASE HITS

Most Extra Base Hits, Nine-Inning Game by Both Clubs	16	8/8/2004 vs. BOS (DET 8, BOS 8)
Most Extra Base Hits, Nine-Inning Game by One Club	12	8/17/2008 vs. BAL (BAL)
Most Extra Base Hits, Nine-Inning Game by Tigers	11	9/15/2006 vs. BAL

HOME RUNS

Most Home Runs, Nine-Inning Game by Both Clubs	10	8/8/2004 vs. BOS (DET 7, BOS 3)
Most Home Runs, Nine-Inning Game by One Club	7 (twice)	last, 9/11/2007 vs. TEX (TEX)
Most Home Runs, Nine-Inning Game by Tigers	7	8/8/2004 vs. BOS

SINGLES

Most Singles, Nine-Inning Game by Both Clubs	26	10/1/2000 vs. MIN (DET 15, MIN 11)
Most Singles, Nine-Inning Game by One Club	19	9/9/2004 vs. KC (KC)
Most Singles, Nine-Inning Game by Tigers	16 (twice)	last, 4/11/2010 vs. CLE

DOUBLES

Most Doubles, Nine-Inning Game by Both Clubs	9 (10 times)	last, 6/3/2010 vs. CLE (DET 6, CLE 3)
Most Doubles, Nine-Inning Game by One Club	7 (four times)	last, 5/16/2009 vs. OAK (DET)
Most Doubles, Nine-Inning Game by Tigers	7 (twice)	last, 5/16/2009 vs. OAK (DET)

TRIPLES

Most Triples, Nine-Inning Game by Both Clubs	4 (four times)	last, 5/2/2005 vs. BOS (DET 3, BOS 1)
Most Triples, Nine-Inning Game by One Club	3 (eight times)	last, 8/30/2008 vs. KC (DET)
Most Triples, Nine-Inning Game by Tigers	3 (five times)	last, 8/30/2008 vs. KC

WALKS

Most Walks, Nine-Inning Game by Both Clubs	16 (twice)	last, 4/23/2004 vs. CLE (DET 10, CLE 6)
Most Walks, Nine-Inning Game by One Club	10 (six times)	last, 8/23/2010 vs. KC (DET)
Most Walks, Nine-Inning Game by Tigers	10 (five times)	last, 8/23/2010 vs. KC

STRIKEOUTS

Most Strikeouts, Nine-Inning Game by Both Clubs	25	8/13/2007 vs. OAK (DET 14, OAK 11)
Most Strikeouts, Nine-Inning Game by One Club	17	5/30/2010 vs. OAK (OAK)
Most Strikeouts, Nine-Inning Game by Tigers	14	8/13/2007 vs. OAK

INDIVIDUAL BASERUNNING AT COMERICA PARK

STOLEN BASES

Most Stolen Bases, Career	36	Roger Cedeno	2001
Most Stolen Bases, Season	36	Roger Cedeno	2001
Most Stolen Bases by Rookie, Season	13	Austin Jackson	2010
Most Consecutive Games, One or More Stolen Base	4	Roger Cedeno	7/8-19/2001
		Nook Logan	6/4-15/2005
Most Stolen Bases, Game	4	Alex Sanchez	9/27/2003 vs. MIN

CAUGHT STEALING

Most Caught Stealing, Career	22	Brandon Inge	2001-10
Most Caught Stealing, Season	10	Alex Sanchez	2003
Most Caught Stealing by Rookie, Season	3	Andres Torres	2003
Most Caught Stealing, Game	2	Robert Fick	4/17/2001 vs. CWS
		Johnny Damon (BOS)	8/8/2004 vs. BOS
		Juan Pierre (CWS)	8/5/2010 vs. CWS
Most Consecutive Games, One or More Caught Stealing	3	Alex Sanchez	5/12-16/2004
		Chone Figgins (LAA)	5/4-9/2/2006



TIGERS RECORD BOOK

CLUB BASERUNNING AT COMERICA PARK

STOLEN BASES

Most Stolen Bases, Season	64	2001
Fewest Stolen Bases, Season	23	2005

CAUGHT STEALING

Most Caught Stealing, Season	37	2003
Fewest Caught Stealing, Season	9	2005

LEFT ON BASE

Most Left On Base, Season	600	2007, 2008
Fewest Left On Base, Season	562	2009

INDIVIDUAL PITCHING AT COMERICA PARK

GAMES WON

Most Games Won, Career	47	Justin Verlander	2005-10
Most Games Won, Season	12	Justin Verlander	2010
Most Consecutive Games Won	9	Jeremy Bonderman	6/3/2006-6/9/2007

GAMES LOST

Most Games Lost, Career	36	Jeremy Bonderman	2003-10
Most Games Lost, Season	12	Mike Maroth	2003
Most Consecutive Games Lost	8	Fernando Rodney	4/2/2007-7/6/2009
		Jeremy Bonderman	8/4/2007-5/10/2008

EARNED RUN AVERAGE

Lowest ERA, Career (Minimum 125 IP)	3.07	Fernando Rodney	2002-09
Lowest ERA, Season	2.31	Justin Verlander	2010
Highest ERA, Career (Minimum 125 IP)	5.15	Jose Lima	2000-05
Highest ERA, Season	6.59	Chris Holt	2001

GAMES PITCHED

Most Games Pitched, Career	171	Fernando Rodney	2002-09
Most Games Pitched, Season	43	Fernando Rodney	2009

GAMES STARTED

Most Games Started, Career	95	Jeremy Bonderman	2003-10
Most Games Started, Season	19	Jason Johnson	2004

COMPLETE GAMES

Most Complete Games, Career	7	Steve Sparks	2000-2003
Most Complete Games, Season	5	Steve Sparks	2001

SHUTOUTS

Most Shutouts, Career	2	Roy Halladay (TOR)	2000-09
		Mark Buehrle (CWS)	2000-09
Most Shutouts, Season	1 (22 times)	last, Armando Galarraga	2010

SAVES

Most Saves, Career	70	Todd Jones	2000-08
Most Saves, Season	22	Fernando Rodney	2009

INNINGS PITCHED

Most Innings Pitched, Career	572.1	Jeremy Bonderman	2003-10
Most Innings Pitched, Season	120.2	Jeff Weaver	2001

RUNS ALLOWED

Most Runs Allowed, Career	333	Jeremy Bonderman	2003-10
Most Runs Allowed, Season	75	Mike Maroth	2005
Most Runs Allowed, Game	12	Dustin McGowan (TOR)	8/21/2005

HITS ALLOWED

Most Hits Allowed, Career	621	Jeremy Bonderman	2003-10
Most Hits Allowed, Season	135	Mike Maroth	2005
Most Hits Allowed, Game	14	Jeff Suppan (KC)	7/23/2002

DOUBLES ALLOWED

Most Doubles Allowed, Career	127	Jeremy Bonderman	2003-10
Most Doubles Allowed, Season	29	Jeff Weaver	2001
Most Doubles Allowed, Game	6	Jeremy Bonderman	5/20/2005 vs. ARI

TRIPLES ALLOWED

Most Triples Allowed, Career	20	Jeremy Bonderman	2003-10
Most Triples Allowed, Season	6 (three times)	last, Jason Johnson	2004
Most Triples Allowed, Game	3 (twice)	last, Brandon Duckworth (KC)	8/30/2008

HOME RUNS ALLOWED

Most Home Runs Allowed, Career	69	Jeremy Bonderman	2003-10
Most Home Runs Allowed, Season	16 (twice)	last, Armando Galarraga	2008
Most Home Runs Allowed, Game	6	Tim Wakefield (BOS)	8/8/2004

WALKS ALLOWED

Most Walks Allowed, Career	199	Jeremy Bonderman	2003-10
Most Walks Allowed, Season	42	Hideo Nomo	2000
Most Walks Allowed, Game	8	Daisuke Matsuzaka (BOS)	5/5/2008

STRIKEOUTS

Most Strikeouts, Career	478	Justin Verlander	2005-10
Most Strikeouts, Season	124	Justin Verlander	2009
Most Strikeouts, Game	14	Jeremy Bonderman	8/23/2004 vs. CWS
		Max Scherzer	5/30/2010 vs. OAK

WILD PITCHES

Most Wild Pitches, Career	28	Jeremy Bonderman	2003-10
Most Wild Pitches, Season	11	Jeremy Bonderman	2003
Most Wild Pitches, Game	3 (five times)	last, Chris Tillman (BAL)	8/3/2009



CLUB PITCHING AT COMERICA PARK

HITS ALLOWED

Most Hits Allowed, Nine-Inning Game by One Club	26	9/9/2004 vs. KC (DET)
Most Hits Allowed, Nine-Inning Game by Tigers	26	9/9/2004 vs. KC

RUNS ALLOWED

Most Runs Allowed, Nine-Inning Game by One Club	26	9/9/2004 vs. KC (DET)
Most Runs Allowed, Nine-Inning Game by Tigers	26	9/9/2004 vs. KC

EARNED RUNS ALLOWED

Most Earned Runs Allowed, Nine-Inning Game by One Club	24	9/9/2004 vs. KC (DET)
Most Earned Runs Allowed, Nine-Inning Game by Tigers	24	9/9/2004 vs. KC

HOME RUNS ALLOWED

Most Home Runs Allowed, Nine-Inning Game by One Club	7 (twice)	last, 9/11/2007 vs. TEX (DET)
Most Home Runs Allowed, Nine-Inning Game by Tigers	7	last, 9/11/2007 vs. TEX

WALKS ALLOWED

Most Walks Allowed, Nine-Inning Game by One Club	10 (six times)	last, 8/23/2010 vs. KC (KC)
Most Walks Allowed, Nine-Inning Game by Tigers	10	8/10/2010 vs. TB

STRIKEOUTS

Most Strikeouts, Nine-Inning Game by One Club	17	5/30/2010 vs. OAK (DET)
Most Strikeouts, Nine-Inning Game by Tigers	17	5/30/2010 vs. OAK

CLUB MISCELLANEOUS AT COMERICA PARK

ERRORS

Most Errors, Nine-Inning Game by Both Clubs	6	8/16/2001 vs. ANA (DET 4, ANA 2)
Most Errors, Nine-Inning Game by One Club	5 (twice)	last, 9/2/2009 vs. CLE (CLE)
Most Errors, Nine-Inning Game by Tigers	4 (four times)	last, 7/8/2007 vs. BOS

LENGTH OF GAMES

Shortest Nine-Inning Game, Time	1:41	7/24/2002 vs. KC
Longest Nine-Inning Game, Time	3:59	10/1/2000 vs. MIN
Longest Extra-Inning Game, Time	5:10	6/1/2003 vs. NYY, 17 inn.

TIGERS MONTHLY SAVES RECORD

Todd Jones established the Tigers single-month saves record with 13 saves for the club during May of the 2006 season. Jones is the only pitcher in franchise history to register 10-or-more saves in a single month, doing so three times. The following is the list of the top 18 single-month saves totals in club history:

Rank	Pitcher	Month/Year	Saves
1	Todd Jones	May 2006	13
2	Todd Jones	July 1997	10
	Todd Jones	May 2000	10
4	Tom Timmerman	July 1970	9
	John Hiller	September 1973	9
	Mike Henneman	June 1995	9
	Juan Acevedo	August 2002	9
	Todd Jones	July 2007	9
9	Tom Timmerman	June 1970	8
	Aurelio Lopez	July 1979	8
	Willie Hernandez	June 1986	8
	Mike Henneman	April 1988	8
	Todd Jones	September 1999	8
	Todd Jones	July 2000	8
	Ugueth Urbina	May 2005	8
	Todd Jones	July 2006	8
	Todd Jones	April 2007	8
	Fernando Rodney	August 2009	8

Courtesy of STATS LLC



TIGERS RECORD BOOK

TIGERS SINGLE-GAME BATTING FEATS

TIGERS HITTING THREE HOME RUNS IN ONE GAME

DATE	BATTER	OPPONENT	LOCATION
May 5, 1925	Ty Cobb	at St. Louis	Sportsman's Park, St. Louis
May 20, 1940	Pinky Higgins	vs. Boston	Briggs Stadium, Detroit
September 1, 1941	Rudy York	vs. St. Louis	Briggs Stadium, Detroit
June 26, 1949	Pat Mullin	at New York Yankees	Yankee Stadium, New York
April 17, 1955	Al Kaline	vs. Kansas City	Briggs Stadium, Detroit
May 3, 1959	Charlie Maxwell	vs. New York Yankees	Briggs Stadium, Detroit
August 27, 1961	Rocky Colavito	at Washington	Griffith Stadium, Washington
July 5, 1962	Rocky Colavito	at Cleveland	Cleveland Stadium, Cleveland
August 6, 1962	Steve Boros	at Cleveland	Cleveland Stadium, Cleveland
June 9, 1970	Willie Horton	vs. Milwaukee	Tiger Stadium, Detroit
August 9, 1971	Bill Freehan	at Boston	Fenway Park, Boston
May 18, 1982	Larry Herndon	vs. Oakland	Tiger Stadium, Detroit
June 28, 1987	Bill Madlock	vs. Baltimore	Tiger Stadium, Detroit
May 6, 1990	Cecil Fielder	at Toronto	SkyDome, Toronto
June 6, 1990	Cecil Fielder	at Cleveland	Cleveland Stadium, Cleveland
April 16, 1996	Cecil Fielder	at Toronto	SkyDome, Toronto
June 30, 1997	Bobby Higginson	vs. New York Mets	Tiger Stadium, Detroit
June 24, 2000	Bobby Higginson	at Cleveland	Jacobs Field, Cleveland
May 19, 2003	Carlos Pena	at Cleveland	Jacobs Field, Cleveland
April 4, 2005	Dmitri Young	vs. Kansas City	Comerica Park, Detroit
May 28, 2010	Miguel Cabrera	vs. Oakland	Comerica Park, Detroit

OPPONENTS HITTING THREE HOME RUNS IN ONE GAME

DATE	BATTER	OPPONENT	LOCATION
July 9, 1932	Ben Chapman	at New York Yankees	Yankee Stadium, New York
July 15, 1932	Al Simmons	at Philadelphia	Shibe Park, Philadelphia
July 7, 1935	Moose Solters	vs. St. Louis	Navin Field, Detroit
September 15, 1950	Johnny Mize	vs. New York Yankees	Briggs Stadium, Detroit
July 5, 1954	Bill Glynn	at Cleveland	Briggs Stadium, Detroit
May 13, 1955	Mickey Mantle	at New York Yankees	Yankee Stadium, New York
June 19, 1973	George Hendrick	at Cleveland Indians	Cleveland Stadium, Cleveland
June 18, 1975	Fred Lynn	vs. Boston	Tiger Stadium, Detroit
July 2, 1975	Don Baylor	vs. Baltimore	Tiger Stadium, Detroit
May 19, 1976	Carl Yastrzemski	vs. Boston	Tiger Stadium, Detroit
July 8, 1979	Ben Oglivie	at Milwaukee	County Stadium, Milwaukee
July 14, 1979	Claudell Washington	at Chicago White Sox	Comiskey Park, Chicago
August 17, 1980	Al Oliver	vs. Texas	Tiger Stadium, Detroit
June 20, 1982	Ben Oglivie	vs. Milwaukee	Tiger Stadium, Detroit
July 7, 1982	Harold Baines	at Chicago White Sox	Comiskey Park, Chicago
April 20, 1983	George Brett	vs. Kansas City	Tiger Stadium, Detroit
September 1, 1986	Jim Presley	at Seattle	Kingdome, Seattle
June 17, 1993	Carlos Baerga	vs. Cleveland	Tiger Stadium, Detroit
April 11, 1996	Dan Wilson	vs. Seattle	Tiger Stadium, Detroit
April 13, 1998	Lee Stevens	at Texas	The Ballpark in Arlington, Arlington
July 24, 1999	Trot Nixon	vs. Boston	Tiger Stadium, Detroit
July 9, 2000	Tyler Houston	at Milwaukee	County Stadium, Milwaukee

TIGERS HITTING FOR THE CYCLE

DATE	BATTER	OPPONENT	LOCATION
September 17, 1920	Bobby Veach	vs. Boston (12 innings)	Navin Field, Detroit
September 26, 1926	Bob Fothergill	vs. Boston	Navin Field, Detroit
April 20, 1937	Gee Walker	vs. Cleveland	Navin Field, Detroit
May 27, 1939	Charlie Gehringer	vs. St. Louis	Briggs Stadium, Detroit
September 14, 1947	Vic Wertz	at Washington	Griffith Stadium, Washington
June 2, 1950	George Kell	at Philadelphia	Shibe Park, Philadelphia
September 7, 1950	Hoot Evers	vs. Cleveland (10 innings)	Briggs Stadium, Detroit
July 28, 1993	Travis Fryman	vs. New York Yankees	Tiger Stadium, Detroit
June 8, 2001	Damion Easley	vs. Milwaukee	Comerica Park, Detroit
August 1, 2006	Carlos Guillen	at Tampa Bay	Tropicana Field, Tampa Bay

OPPONENTS HITTING FOR THE CYCLE

DATE	BATTER	OPPONENT	LOCATION
August 13, 1921	George Sisler	vs. St. Louis (10 innings)	Navin Field, Detroit
June 27, 1922	Ray Schalk	vs. Chicago White Sox	Navin Field, Detroit
July 26, 1928	Bob Meusel	vs. New York Yankees	Navin Field, Detroit
August 19, 1934	Moose Solters	at Boston	Fenway Park, Boston
August 2, 1940	Joe Cronin	vs. Boston	Briggs Stadium, Detroit
July 6, 1944	Bob Johnson	at Boston	Fenway Park, Boston
May 14, 1965	Carl Yastrzemski	at Boston (10 innings)	Fenway Park, Boston
September 3, 1976	Mike Hegan	vs. Milwaukee	Tiger Stadium, Detroit
August 3, 1982	Frank White	at Kansas City	Royals Stadium, Kansas City
June 5, 1997	Alex Rodriguez	vs. Seattle	Tiger Stadium, Detroit
September 13, 2006	Gary Matthews, Jr.	vs. Texas	Comerica Park, Detroit



TIGERS SWITCH-HIT HOME RUNS IN ONE GAME

DATE	BATTER	OPPONENT	LOCATION
September 16, 1985	Nelson Simmons	vs. Baltimore	Tiger Stadium, Detroit
May 7, 1993	Mickey Tettletton	vs. New York Yankees (12 innings)	Tiger Stadium, Detroit
September 7, 1993	Chad Kreuter	vs. California	Tiger Stadium, Detroit
June 6, 1996	Raul Casanova	at Baltimore	Camden Yards, Baltimore
July 15, 1996	Melvin Nieves	at Milwaukee	County Stadium, Milwaukee
August 20, 1996	Melvin Nieves	vs. Chicago White Sox	Tiger Stadium, Detroit
April 5, 1997	Tony Clark	at Chicago White Sox	Comiskey Park, Chicago
June 17, 1998	Tony Clark	vs. Minnesota	Tiger Stadium, Detroit
July 26, 1998	Tony Clark	at Cleveland	Jacobs Field, Cleveland
August 1, 1998	Tony Clark	at Tampa Bay	Tropicana Field, Tampa Bay
July 18, 1999	Tony Clark	at Cincinnati	Cinergy Field, Cincinnati
July 25, 1999	Tony Clark	vs. Boston	Tiger Stadium, Detroit
May 31, 2004	Carlos Guillen	vs. Kansas City	Comerica Park, Detroit
July 24, 2004	Carlos Guillen	at Chicago White Sox	U.S. Cellular Field, Chicago
September 18, 2004	Dmitri Young	at Chicago White Sox (12 innings)	U.S. Cellular Field, Chicago
September 12, 2006	Carlos Guillen	vs. Texas	Comerica Park, Detroit
September 23, 2009	Carlos Guillen	at Cleveland	Progressive Field, Cleveland

OPPONENTS SWITCH-HIT HOME RUNS IN ONE GAME

DATE	BATTER	OPPONENT	LOCATION
May 13, 1955	Mickey Mantle	at New York Yankees	Yankee Stadium, New York
April 26, 1961	Mickey Mantle	vs. New York Yankees (10 innings)	Tiger Stadium, Detroit
August 11, 1968	Reggie Smith	vs. Boston	Tiger Stadium, Detroit
April 16, 1973	Reggie Smith	at Boston	Fenway Park, Boston
June 13, 1988	Mickey Tettletton	vs. Baltimore	Tiger Stadium, Detroit
September 12, 1996	Bernie Williams	vs. New York Yankees	Tiger Stadium, Detroit
May 24, 2005	Jorge Posada	at New York Yankees	Yankee Stadium, New York
August 16, 2005	Jason Varitek	vs. Boston (10 innings)	Comerica Park, Detroit
June 1, 2007	Victor Martinez	at Cleveland	Jacobs Field, Cleveland

TIGERS HOME RUNS IN FIRST MAJOR LEAGUE AT-BAT

DATE	BATTER	OPPONENT	PITCHER	LOCATION
April 23, 1944	Hack Miller	at Cleveland	Al Smith	Cleveland Stadium, Cleveland
April 20, 1948	Sam Vico*	at Chicago	Joe Haynes	Comiskey Park, Chicago
June 19, 1963	Gates Brown	at Boston	Bob Heffner	Fenway Park, Boston
September 30, 1964	Bill Roman	at New York	Jim Bouton	Yankee Stadium, New York
September 2, 1970	Gene Lamont	at Boston	Cal Koonce	Fenway Park, Boston
September 1, 1974	Reggie Sanders	vs. Oakland	Catfish Hunter	Tiger Stadium, Detroit

*Homered on first major league pitch

OPPONENTS HOME RUNS IN FIRST MAJOR LEAGUE AT-BAT

DATE	BATTER	OPPONENT	PITCHER	LOCATION
April 16, 1929	Earl Averill	at Cleveland	Earl Whitehill	League Park, Cleveland
May 3, 1963	Buster Narum	vs. Baltimore	Don Mossi	Tiger Stadium, Detroit
July 11, 1968	Rick Renick	at Minnesota	Mickey Lolich	Metropolitan Stadium, Minneapolis
August 22, 1975	Dave McKay	at Minnesota	Vern Ruhle	Metropolitan Stadium, Minneapolis
June 29, 1984	Andre David	vs. Minnesota	Jack Morris	Tiger Stadium, Detroit
May 4, 2006	Mike Napoli	vs. Los Angeles Angels	Justin Verlander	Comerica Park, Detroit

LOW-HIT GAMES BY TIGERS

NO-HITTERS

DATE	PITCHER	OPPONENT	LOCATION	SCORE
July 4, 1912	George Mullin	vs. St. Louis	Navin Field, Detroit	7-0
May 15, 1952	Virgil Trucks	vs. Washington	Briggs Stadium, Detroit	1-0
August 25, 1952	Virgil Trucks	at New York	Yankee Stadium, New York	1-0
July 20, 1958	Jim Bunning	at Boston	Fenway Park, Boston	3-0
April 7, 1984	Jack Morris	at Chicago	Comiskey Park, Chicago	4-0
June 12, 2007	Justin Verlander	vs. Milwaukee	Comerica Park, Detroit	4-0

ONE-HITTERS (since 1954)

DATE	PITCHER	OPPONENT	LOCATION	SCORE
May 2, 1954	Billy Hoef	at New York Yankees	Yankee Stadium, New York	4-0
April 14, 1961	Frank Lary	vs. Chicago	Briggs Stadium, Detroit	7-0
July 3, 1965	Denny McLain	at Washington	RFK Stadium, Washington	1-0
May 6, 1966	Denny McLain	at Chicago	Comiskey Park, Chicago	1-0
May 30, 1966	Denny McLain	at Kansas City	Municipal Stadium, Kansas City	5-2
August 18, 1967	Mickey Lolich	vs. Cleveland	Tiger Stadium, Detroit	4-0
July 25, 1968	Joe Sparma	at Washington	RFK Stadium, Washington	4-1
August 20, 1968	John Hiller	vs. Chicago	Tiger Stadium, Detroit	7-0
May 31, 1969	Joe Sparma	at Seattle	Sick's Stadium, Seattle	3-2
July 2, 1970	Joe Niekro	vs. New York	Tiger Stadium, Detroit	5-0
September 23, 1973	Joe Coleman	vs. Boston	Tiger Stadium, Detroit	3-0
August 1, 1974	Woodie Fryman	at Milwaukee	County Stadium, Milwaukee	2-0
May 6, 1975	Joe Coleman	vs. Milwaukee	Tiger Stadium, Detroit	4-2
May 7, 1976	Ray Bare	vs. Chicago	Tiger Stadium, Detroit	5-0
August 21, 1980	Jack Morris	at Minnesota	Metropolitan Stadium, Minneapolis	4-2
April 20, 1982	Milt Wilcox	vs. Kansas City	Tiger Stadium, Detroit	8-0
April 15, 1983	Milt Wilcox	at Chicago	Comiskey Park, Chicago	6-0
August 2, 1985	Frank Tanana	vs. Milwaukee	Tiger Stadium, Detroit	4-1
August 20, 1986	Walt Terrell	vs. California	Tiger Stadium, Detroit	3-0
July 28, 1988	Jeff Robinson	vs. Kansas City	Tiger Stadium, Detroit	7-1



TIGERS RECORD BOOK

TIGERS ONE-HITTERS CONTINUED

DATE	PITCHER	OPPONENT	LOCATION	SCORE
September 25, 1988	Jack Morris	at Baltimore	Memorial Stadium, Baltimore	2-1
July 6, 1990	Jack Morris	vs. Kansas City	Tiger Stadium, Detroit	4-0
July 25, 1993	Mike Moore	vs. Kansas City	Tiger Stadium, Detroit	3-0
August 23, 1993	Mike Moore	vs. Oakland	Tiger Stadium, Detroit	9-0
September 9, 1997	Scott Sanders	vs. Texas	Tiger Stadium, Detroit	4-0
May 22, 2002	Jeff Weaver	vs. Cleveland	Comerica Park, Detroit	2-0
July 16, 2004	Mike Maroth	vs. New York	Comerica Park, Detroit	8-0
June 2, 2010	Armando Galarraga	vs. Cleveland	Comerica Park, Detroit	3-0

COMBINED ONE-HITTERS (since 1954)

DATE	PITCHERS	OPPONENT	LOCATION	SCORE
July 14, 1985	Terrell, Hernandez	vs. Minnesota	Tiger Stadium, Detroit	8-0
May 25, 1988	Robinson, Hernandez	vs. Milwaukee	Tiger Stadium, Detroit	4-3
June 25, 2004	Johnson, Urbina	vs. Arizona	Comerica Park, Detroit	2-1
August 21, 2007	Jurrjens, Zumaya, Rodney, Jones	vs. Cleveland	Comerica Park, Detroit	2-1
May 19, 2009	Willis, Lyon, Seay, Zumaya, Rodney	vs. Texas	Comerica Park, Detroit	4-0

LOW-HIT GAMES AGAINST TIGERS

NO-HITTERS

DATE	PITCHER	OPPONENT	LOCATION	SCORE
September 20, 1902	Jim Callahan	at Chicago	Comiskey Park, Chicago	3-0
September 6, 1905	Frank Smith	vs. Chicago	Bennett Park, Detroit	15-0
August 30, 1912	Earl Hamilton	vs. St. Louis	Navin Field, Detroit	5-1
June 3, 1918	Hub Leonard	vs. Boston	Navin Field, Detroit	5-0
April 30, 1922	Charley Robertson*	vs. Chicago	Navin Field, Detroit	0-2
June 30, 1948	Bob Lemon	vs. Cleveland	Briggs Stadium, Detroit	2-0
July 1, 1951	Bob Feller	at Cleveland	Cleveland Stadium, Cleveland	2-1
September 10, 1967	Joe Horlen	at Chicago	Comiskey Park, Chicago	6-0
April 27, 1973	Steve Busby	vs. Kansas City	Tiger Stadium, Detroit	3-0
July 15, 1973	Nolan Ryan	vs. California	Tiger Stadium, Detroit	6-0
June 2, 1990	Randy Johnson	at Seattle	Kingdome, Seattle	2-0
July 26, 2010	Matt Garza	at Tampa Bay	Tropicana Field, St. Petersburg	5-0

*Perfect Game

COMBINED NO-HITTERS

DATE	PITCHER	OPPONENT	LOCATION	SCORE
April 30, 1967	Steve Barber/Stu Miller	vs. Baltimore	Memorial Stadium, Baltimore	2-1 ^A

^ATigers Victory

ONE-HITTERS (since 1954)

DATE	PITCHER	OPPONENT	LOCATION	SCORE
July 6, 1954	Virgil Trucks	vs. Chicago	Briggs Stadium, Detroit	4-0
May 22, 1955	Early Wynn	vs. Cleveland	Briggs Stadium, Detroit	4-0
July 15, 1959	Camilo Pascual	at Washington	Griffith Stadium, Washington	3-0
May 7, 1960	Bill Monbouquette	at Boston	Fenway Park, Boston	5-0
July 19, 1960	Pedro Ramos	vs. Washington	Briggs Stadium, Detroit	5-0
August 19, 1967	John O'Donoghue	vs. Cleveland	Tiger Stadium, Detroit	5-0
April 24, 1968	Steve Hargan	at Cleveland	Cleveland Stadium, Cleveland	2-0
May 6, 1968	Dave Leonhard	at Baltimore	Memorial Stadium, Baltimore	4-0
April 12, 1969	Mel Stottlemyre	vs. New York	Tiger Stadium, Detroit	4-0
July 16, 1971	Vida Blue	at Oakland	Oakland-Alameda Coliseum, Oakland	4-0
August 1, 1972	Skip Lockwood	vs. Milwaukee	Tiger Stadium, Detroit	9-0
June 8, 1975	Ken Holtzman	at Oakland	Oakland-Alameda Coliseum, Oakland	4-0
August 28, 1976	Vida Blue	at Oakland	Oakland-Alameda Coliseum, Oakland	5-2
September 2, 1987	Tom Candiotti	vs. Cleveland	Tiger Stadium, Detroit	2-1 ^A
July 7, 1990	Kevin Appier	vs. Kansas City	Tiger Stadium, Detroit	4-0
May 3, 1996	Ken Hill	vs. Texas	Tiger Stadium, Detroit	11-0
May 4, 1996	Roger Pavlik	vs. Texas	Tiger Stadium, Detroit	3-1
September 27, 1998	Roy Halladay	at Toronto	Skydome, Toronto	2-1
May 2, 2003	Joe Kennedy	vs. Tampa Bay	Comerica Park, Detroit	2-0

^ATigers Victory

COMBINED ONE-HITTERS (since 1954)

DATE	PITCHERS	OPPONENT	LOCATION	SCORE
April 10, 1982	Leonard, Jackson, Quisenberry	at Kansas City	Royals Stadium, Kansas City	5-2
September 18, 1988	Milacki, Niedenfuer	vs. Baltimore	Tiger Stadium, Detroit	2-0
April 10, 1991	Sanderson, Cadaret	vs. New York	Tiger Stadium, Detroit	4-0
September 26, 1997	Pettitte, Boehringer, Rivera, Nelson	vs. New York	Tiger Stadium, Detroit	8-2
August 18, 1999	Alvarez, Lopez	vs. Tampa Bay	Tiger Stadium, Detroit	4-0
August 4, 2002	Lidle, Rincon, Bradford, Koch	at Oakland	Network Associates Coliseum, Oakland	4-0

TRAMMELL AND WHITAKER SET AL RECORD

Former Tigers Alan Trammell and Lou Whitaker, who played together from 1977-95, established an American League record in 1995 with 1,918 appearances as teammates. Trammell and Whitaker, who played shortstop and second base, respectively, broke the old American League mark of 1,914 held by Kansas City third baseman George Brett and second baseman Frank White. The major league mark for appearances by two players as teammates is 2,015, held by third baseman Ron Santo and outfielder Billy Williams of the Chicago Cubs, who played together from 1960-73.



TIGERS GRAND SLAMS

GRAND SLAMS BY CURRENT TIGERS

PLAYER	No.	LAST	OPPONENT	SITE	PITCHER
Brennan Boesch	1	4/30/2010	vs. Los Angeles Angels	Comerica Park	Joel Pineiro
Miguel Cabrera	2	4/10/2009	vs. Texas	Comerica Park	Kris Benson
Carlos Guillen	3	8/16/2007	at New York Yankees	Yankee Stadium	Mike Mussina
Brandon Inge	5	9/6/2009	at Tampa Bay	Tropicana Field	Russ Springer
Victor Martinez	1	10/3/2009	vs. Cleveland	Fenway Park	Aaron Laffey
Magglio Ordonez	7	7/21/2009	vs. Seattle	Comerica Park	Garrett Olson
Jhonny Peralta	2	7/26/2009	at Seattle	Safeco Field	Shawn Kelley
Ryan Raburn	2	5/15/2009	vs. Oakland	Comerica Park	Dan Giese
Clete Thomas	1	6/7/2009	vs. Los Angeles Angels	Comerica Park	Jason Bulger

PINCH-HIT GRAND SLAMS IN CLUB HISTORY

DATE	PLAYER	OPPONENT	LOCATION	PITCHER
5/14/1939	Rudy York	at St. Louis	Sportsman's Park	Lefty Mills
5/31/1944	Al Unser	vs. New York Yankees	Briggs Stadium	Monk Dubiel
7/15/1945	Zeb Eaton	at New York Yankees	Yankee Stadium	Hank Borowy
7/26/1952	Bud Souchock	vs. New York Yankees	Briggs Stadium	Bobby Hogue
9/3/1952	Don Kolloway	at Cleveland	Cleveland Stadium	Lou Brissie
7/3/1983	John Wockenfuss	vs. Baltimore	Tiger Stadium	Dan Morogiello
7/23/1986	Johnny Grubb	vs. Minnesota	Tiger Stadium	Frank Pastore
8/16/1986	Larry Herndon	at Boston	Fenway Park	Joe Sambito
5/6/1988	Pat Sheridan	at Seattle	Kingdome	Michael Jackson
9/25/1988	Fred Lynn	at Baltimore	Memorial Stadium	Tom Niedenfuer
8/11/1991	Mickey Tettleton	at New York Yankees	Yankee Stadium	Lee Geuterman
8/12/1993	Chad Kreuter	vs. Baltimore	Tiger Stadium	Jim Poole

TIGERS LEAD-OFF HOME RUNS

BRANDON INGE

DATE	OPPONENT	PITCHER
5/8/2005	at Anaheim	Jarrold Washburn
5/31/2005	vs. Texas	Kenny Rogers
6/18/2005	vs. San Francisco	Kirk Rueter
7/18/2005	at Chicago White Sox	Orlando Hernandez
4/6/2006	at Texas	R.A. Dickey

AUSTIN JACKSON

DATE	OPPONENT	PITCHER
4/25/2010	at Texas	Colby Lewis
8/17/2010	at New York Yankees	CC Sabathia

RYAN RABURN

DATE	OPPONENT	PITCHER
7/21/2007	vs. Kansas City	Jorge De La Rosa
9/14/2009	vs. Toronto	David Purcey

RAMON SANTIAGO

DATE	OPPONENT	PITCHER
6/3/2002	vs. Boston	Pedro Martinez
6/4/2002	vs. Boston	John Burkett
9/25/2008	vs. Tampa Bay	Scott Kazmir

CAREER LEADERS

Hank Greenberg	10
Rudy York	10
Cecil Fielder	10
Norm Cash	8
Dick McAuliffe	8
Jim Northrup	8
Willie Horton	6
Marcus Thames	6
Eight Players	5

SINGLE-SEASON LEADERS

Jim Northrup	4	1968
Rudy York	4	1938
Dan Gladden	3	1993
Willie Horton	3	1969
Bobby Higginson	3	1997
Many Players	2	

CLUB LEADERS

1938	10
1939	8
1993	8
2007	8
1949	7
2009	7

CAREER LEADERS

Curtis Granderson	24
Lou Whitaker	23
Dick McAuliffe	19
Tony Phillips	13
Eddie Yost	8
Four Players	7

SINGLE-SEASON LEADERS

Curtis Granderson	7	2007, 2009
Curtis Granderson	6	2006
Four Players	5	

CLUB LEADERS

2007, 2009	8
1999	7
2006	7
Four Seasons	6

TIGERS WALK-OFF HOME RUNS

MIGUEL CABRERA

DATE	OPPONENT	PITCHER
6/20/2003	vs. Tampa Bay	Al Levine
6/12/2008	vs. Chicago White Sox	Octavio Dotel
7/9/2008	vs. Cleveland	Jensen Lewis

CARLOS GUILLEN

DATE	OPPONENT	PITCHER
7/14/2006	vs. Kansas City	Jeremy Affeldt
9/12/2006	vs. Texas	Ron Mahay
8/24/2007	vs. New York Yankees	Sean Henn
6/12/2010	vs. Pittsburgh	Brendan Donnelly

BRANDON INGE

DATE	OPPONENT	PITCHER
8/24/2003	vs. Anaheim	Troy Percival
4/29/2007	vs. Minnesota	Jesse Crain
7/21/2007	vs. Kansas City	Joakim Soria
8/14/2009	vs. Kansas City	Roman Colon

VICTOR MARTINEZ

DATE	OPPONENT	PITCHER
9/16/2008	vs. Minnesota	Joe Nathan

MAGGLIO ORDONEZ

DATE	OPPONENT	PITCHER
9/22/2003	vs. New York Yankees	Jeff Weaver
4/15/2004	vs. Kansas City	D.J. Carrasco

JHONNY PERALTA

DATE	OPPONENT	PITCHER
8/30/2006	vs. Toronto	B.J. Ryan

RYAN RABURN

DATE	OPPONENT	PITCHER
6/23/2009	vs. Chicago Cubs	Kevin Gregg

CLETE THOMAS

DATE	OPPONENT	PITCHER
8/3/2009	vs. Baltimore	Danys Baez

CAREER LEADERS

Lou Whitaker	8
Kirk Gibson	7
Hank Greenberg	6
Willie Horton	6
Al Kaline	6

SINGLE-SEASON LEADERS

Mickey Tettleton	3	1992
21 Players	2	

CLUB LEADERS

1968	7
1988	6
1969	5
1994	5
Six Seasons	4

LARGEST SERIES CROWDS AT COMERICA PARK

The following is the largest series attendance for both a three-game and four-game series in the history of Comerica Park:

Series Dates	Opponent	Tickets Sold	Games
July 25-27, 2008	Chicago White Sox	131,463	Three
August 24-27, 2007	New York Yankees	174,109	Four



TIGERS CAREER TOP TEN

BATTING LEADERS

BATTING AVERAGE (Min. 2,000 AB)

.369	Ty Cobb	1905-26
.342	Harry Heilmann	1914, 1916-29
.327	Bob Fothergill	1922-30
.325	George Kell	1946-52
.321	Heinie Manush	1923-27
.320	Charlie Gehringer	1924-42
.319	Hank Greenberg	1930, 1933-41, 1945-46
.318	Magglio Ordonez	2005-10
.317	Gee Walker	1931-37
.314	Harvey Kuenn	1952-59

GAMES

2,834	Al Kaline	1953-74
2,805	Ty Cobb	1905-26
2,390	Lou Whitaker	1977-95
2,323	Charlie Gehringer	1924-42
2,293	Alan Trammell	1977-96
2,114	Sam Crawford	1903-17
2,018	Norm Cash	1960-74
1,989	Harry Heilmann	1914, 1916-29
1,872	Donie Bush	1908-21
1,774	Bill Freehan	1961, 1963-76

AT-BATS

10,586	Ty Cobb	1905-26
10,116	Al Kaline	1953-74
8,860	Charlie Gehringer	1924-42
8,570	Lou Whitaker	1977-95
8,288	Alan Trammell	1977-96
7,989	Sam Crawford	1903-17
7,297	Harry Heilmann	1914, 1916-29
6,970	Donie Bush	1908-21
6,593	Norm Cash	1960-74
6,073	Bill Freehan	1961, 1963-76

RUNS

2,087	Ty Cobb	1905-26
1,774	Charlie Gehringer	1924-42
1,622	Al Kaline	1953-74
1,386	Lou Whitaker	1977-95
1,242	Donie Bush	1908-21
1,231	Alan Trammell	1977-96
1,209	Harry Heilmann	1914, 1916-29
1,117	Sam Crawford	1903-17
1,028	Norm Cash	1960-74
980	Hank Greenberg	1930, 1933-41, 1945-46

HITS

3,902	Ty Cobb	1905-26
3,007	Al Kaline	1953-74
2,839	Charlie Gehringer	1924-42
2,499	Harry Heilmann	1914, 1916-29
2,461	Sam Crawford	1903-17
2,369	Lou Whitaker	1977-95
2,365	Alan Trammell	1977-96
1,859	Bobby Veach	1912-23
1,793	Norm Cash	1960-74
1,745	Donie Bush	1908-21

TOTAL BASES

5,472	Ty Cobb	1905-26
4,852	Al Kaline	1953-74
4,257	Charlie Gehringer	1924-42
3,778	Harry Heilmann	1914, 1916-29
3,651	Lou Whitaker	1977-95
3,571	Sam Crawford	1903-17
3,442	Alan Trammell	1977-96
3,233	Norm Cash	1960-74
2,950	Hank Greenberg	1930, 1933-41, 1945-46
2,653	Bobby Veach	1912-23

EXTRA BASE HITS

1,062	Ty Cobb	1905-26
972	Al Kaline	1953-74
904	Charlie Gehringer	1924-42
806	Harry Heilmann	1914, 1916-29
741	Hank Greenberg	1930, 1933-41, 1945-46
729	Lou Whitaker	1977-95
721	Sam Crawford	1903-17
654	Norm Cash	1960-74
652	Alan Trammell	1977-96
540	Bobby Veach	1912-23

DOUBLES

665	Ty Cobb	1905-26
574	Charlie Gehringer	1924-42
498	Al Kaline	1953-74
497	Harry Heilmann	1914, 1916-29
420	Lou Whitaker	1977-95
412	Alan Trammell	1977-96
402	Sam Crawford	1903-17
366	Hank Greenberg	1930, 1933-41, 1945-46
345	Bobby Veach	1912-23
270	Bobby Higginson	1995-2004

TRIPLES

286	Ty Cobb	1905-26
249	Sam Crawford	1903-17
146	Charlie Gehringer	1924-42
145	Harry Heilmann	1914, 1916-29
136	Bobby Veach	1912-23
75	Al Kaline	1953-74
73	Donie Bush	1908-21
70	Dick McAuliffe	1960-73
69	Hank Greenberg	1930, 1933-41, 1945-46
66	Lu Blue	1921-27

HOME RUNS

399	Al Kaline	1953-74
373	Norm Cash	1960-74
306	Hank Greenberg	1930, 1933-41, 1945-46
262	Willie Horton	1963-77
245	Cecil Fielder	1990-96
244	Lou Whitaker	1977-95
239	Rudy York	1934, 1937-45
212	Lance Parrish	1977-86
200	Bill Freehan	1961, 1963-76
195	Kirk Gibson	1979-87, 1993-95

RUNS BATTED IN

1,828	Ty Cobb	1905-26
1,583	Al Kaline	1953-74
1,442	Harry Heilmann	1914, 1916-29
1,427	Charlie Gehringer	1924-42
1,264	Sam Crawford	1903-17
1,202	Hank Greenberg	1930, 1933-41, 1945-46
1,087	Norm Cash	1960-74
1,084	Lou Whitaker	1977-95
1,042	Bobby Veach	1912-23
1,003	Alan Trammell	1977-96

BASES ON BALLS

1,277	Al Kaline	1953-74
1,197	Lou Whitaker	1977-95
1,186	Charlie Gehringer	1924-42
1,148	Ty Cobb	1905-26
1,125	Donie Bush	1908-21
1,025	Norm Cash	1960-74
850	Alan Trammell	1977-96
842	Dick McAuliffe	1960-73
792	Harry Heilmann	1914, 1916-29
748	Hank Greenberg	1930, 1933-41, 1945-46

STRIKEOUTS

1,109	Brandon Inge	2001-10
1,099	Lou Whitaker	1977-95
1,081	Norm Cash	1960-74
1,020	Al Kaline	1953-74
945	Willie Horton	1963-77
932	Dick McAuliffe	1960-73
931	Travis Fryman	1990-97
930	Kirk Gibson	1979-87, 1993-95
926	Cecil Fielder	1990-96
874	Alan Trammell	1977-96

STOLEN BASES

865	Ty Cobb	1905-26
400	Donie Bush	1908-21
317	Sam Crawford	1903-17
294	Ron LeFlore	1974-79
236	Alan Trammell	1977-96
194	Kirk Gibson	1979-87, 1993-95
190	George Moriarty	1909-15
189	Bobby Veach	1912-23
181	Charlie Gehringer	1924-42
143	Lou Whitaker	1977-95

CAUGHT STEALING

188	Ty Cobb	1905-26
109	Alan Trammell	1977-96
98	Ron LeFlore	1974-79
89	Charlie Gehringer	1924-42
75	Bobby Veach	1912-23
75	Lou Whitaker	1977-95
71	Donie Bush	1908-21
65	Al Kaline	1953-74
64	Harry Heilmann	1914, 1916-29
64	Kirk Gibson	1979-87, 1993-95

ON-BASE PERCENTAGE

<i>(Min. 2,000 AB)</i>		
.434	Ty Cobb	1905-26
.420	Johnny Bassler	1921-27
.412	Hank Greenberg	1930, 1933-41, 1945-46
.410	Harry Heilmann	1914, 1916-29
.404	Charlie Gehringer	1924-42
.403	Lu Blue	1921-27
.396	Dick Wakefield	1941-49
.395	Tony Phillips	1990-94
.391	George Kell	1946-52
.386	Barney McCosky	1939-42, 1946

SLUGGING PERCENTAGE

<i>(Min. 2,000 AB)</i>		
.616	Hank Greenberg	1930, 1933-41, 1945-46
.518	Harry Heilmann	1914, 1916-29
.517	Ty Cobb	1905-26
.503	Rudy York	1934, 1937-45
.502	Tony Clark	1995-2001
.501	Rocky Colavito	1960-63
.498	Cecil Fielder	1990-96
.492	Magglio Ordonez	2005-10
.490	Norm Cash	1960-74
.484	Curtis Granderson	2004-09

TIGERS CAREER TOP TEN



PITCHING LEADERS

WINS

222	Hooks Dauss	1912-26
208	George Mullin	1902-13
207	Mickey Lolich	1963-75
200	Hal Newhouser	1939-53
198	Jack Morris	1977-90
194	Tommy Bridges	1930-43, 1945-46
161	Dizzy Trout	1939-52
141	Wild Bill Donovan	1903-12, 1918
133	Earl Whitehill	1923-32
123	Frank Lary	1954-64

LOSSES

182	Hooks Dauss	1912-26
179	George Mullin	1902-13
175	Mickey Lolich	1963-75
153	Dizzy Trout	1939-52
150	Jack Morris	1977-90
148	Hal Newhouser	1939-53
138	Tommy Bridges	1930-43, 1945-46
119	Earl Whitehill	1923-32
110	Frank Lary	1954-64
101	Vic Sorrell	1928-37

EARNED RUN AVERAGE

(Min. 1,000 IP)

2.34	Harry Coveleski	1914-18
2.38	Ed Killian	1904-10
2.49	Wild Bill Donovan	1903-12, 1918
2.61	Ed Siever	1901-02, 1906-08
2.76	George Mullin	1902-13
2.83	John Hiller	1965-70, 1972-80
2.89	Ed Willett	1906-13
3.06	Jean Dubuc	1912-16
3.07	Hal Newhouser	1939-53
3.09	Bernie Boland	1915-20

GAMES

545	John Hiller	1965-70, 1972-80
538	Hooks Dauss	1912-26
508	Mickey Lolich	1963-75
493	Dizzy Trout	1939-52
491	Mike Henneman	1987-95
480	Todd Jones	1997-2001, 2006-08
460	Hal Newhouser	1939-53
435	George Mullin	1902-13
430	Jack Morris	1977-90
424	Tommy Bridges	1930-43, 1945-46

GAMES STARTED

459	Mickey Lolich	1963-75
408	Jack Morris	1977-90
395	George Mullin	1902-13
388	Hooks Dauss	1912-26
373	Hal Newhouser	1939-53
362	Tommy Bridges	1930-43, 1945-46
305	Dizzy Trout	1939-52
287	Earl Whitehill	1923-32
274	Frank Lary	1954-64
274	Dan Petry	1979-87, 1990-91

COMPLETE GAMES

336	George Mullin	1902-13
245	Hooks Dauss	1912-26
213	Wild Bill Donovan	1903-12, 1918
212	Hal Newhouser	1939-53
200	Tommy Bridges	1930-43, 1945-46
190	Mickey Lolich	1963-75
156	Dizzy Trout	1939-52
154	Jack Morris	1977-90
148	Earl Whitehill	1923-32
142	Ed Killian	1904-10

SHUTOUTS

39	Mickey Lolich	1963-75
34	George Mullin	1902-13
33	Tommy Bridges	1930-43, 1945-46
33	Hal Newhouser	1939-53
29	Wild Bill Donovan	1903-12, 1918
28	Dizzy Trout	1939-52
26	Denny McLain	1963-70
24	Jack Morris	1977-90
22	Hooks Dauss	1912-26
20	Virgil Trucks	1941-43, 1945-52, 1956
20	Frank Lary	1954-64

SAVES

235	Todd Jones	1997-2001, 2006-08
154	Mike Henneman	1987-95
125	John Hiller	1965-70, 1972-80
120	Guillermo Hernandez	1984-89
85	Aurelio Lopez	1979-85
70	Fernando Rodney	2002-09
55	Terry Fox	1961-66
45	Al Benton	1938-42, 1945-48
40	Hooks Dauss	1912-26
37	Larry Sherry	1964-67

INNINGS PITCHED

3,394.0	George Mullin	1902-13
3,390.2	Hooks Dauss	1912-26
3,361.2	Mickey Lolich	1963-75
3,042.2	Jack Morris	1977-90
2,944.0	Hal Newhouser	1939-53
2,826.1	Tommy Bridges	1930-43, 1945-46
2,591.2	Dizzy Trout	1939-52
2,171.1	Earl Whitehill	1923-32
2,137.1	Wild Bill Donovan	1903-12, 1918
2,008.2	Frank Lary	1954-64

HITS ALLOWED

3,407	Hooks Dauss	1912-26
3,206	George Mullin	1902-13
3,093	Mickey Lolich	1963-75
2,767	Jack Morris	1977-90
2,675	Tommy Bridges	1930-43, 1945-46
2,639	Hal Newhouser	1939-53
2,504	Dizzy Trout	1939-52
2,329	Earl Whitehill	1923-32
1,975	Frank Lary	1954-64
1,862	Wild Bill Donovan	1903-12, 1918

RUNS ALLOWED

1,594	Hooks Dauss	1912-26
1,480	George Mullin	1902-13
1,415	Mickey Lolich	1963-75
1,382	Jack Morris	1977-90
1,321	Tommy Bridges	1930-43, 1945-46
1,225	Earl Whitehill	1923-32
1,181	Hal Newhouser	1939-53
1,101	Dizzy Trout	1939-52
949	Vic Sorrell	1928-37
889	Dan Petry	1979-87, 1990-91

EARNED RUNS ALLOWED

1,289	Mickey Lolich	1963-75
1,262	Jack Morris	1977-90
1,245	Hooks Dauss	1912-26
1,122	Tommy Bridges	1930-43, 1945-46
1,042	George Mullin	1902-13
1,004	Earl Whitehill	1923-32
1,003	Hal Newhouser	1939-53
922	Dizzy Trout	1939-52
823	Vic Sorrell	1928-37
787	Dan Petry	1979-87, 1990-91

HOME RUNS ALLOWED

329	Mickey Lolich	1963-75
321	Jack Morris	1977-90
223	Jim Bunning	1955-63
195	Denny McLain	1963-70
187	Dan Petry	1979-87, 1990-91
182	Frank Tanana	1985-92
181	Tommy Bridges	1930-43, 1945-46
180	Frank Lary	1954-64
165	Paul Foytack	1953, 1955-63
147	Jeremy Bonderman	2003-10

HIT BY PITCHES

121	Hooks Dauss	1912-26
116	George Mullin	1902-13
93	Ed Willett	1906-13
91	Mickey Lolich	1963-75
90	Frank Lary	1954-64
73	Jim Bunning	1955-63
68	Ed Killian	1904-10
65	Wild Bill Donovan	1903-12, 1918
65	Earl Whitehill	1923-32
60	Howard Ehmke	1916-22

WALKS

1,227	Hal Newhouser	1939-53
1,192	Tommy Bridges	1930-43, 1945-46
1,106	George Mullin	1902-13
1,086	Jack Morris	1977-90
1,067	Hooks Dauss	1912-26
1,014	Mickey Lolich	1963-75
978	Dizzy Trout	1939-52
831	Earl Whitehill	1923-32
744	Dan Petry	1979-87, 1990-91
732	Virgil Trucks	1941-43, 1945-52, 1956

STRIKEOUTS

2,679	Mickey Lolich	1963-75
1,980	Jack Morris	1977-90
1,770	Hal Newhouser	1939-53
1,674	Tommy Bridges	1930-43, 1945-46
1,406	Jim Bunning	1955-63
1,380	George Mullin	1902-13
1,201	Hooks Dauss	1912-26
1,199	Dizzy Trout	1939-52
1,150	Denny McLain	1963-70
1,079	Wild Bill Donovan	1903-12, 1918

TIGERS RECORDS



TIGERS SINGLE-SEASON TOP TEN

BATTING LEADERS

BATTING AVERAGE

.420	Ty Cobb	1911
.410	Ty Cobb	1912
.403	Harry Heilmann	1923
.401	Ty Cobb	1922
.398	Harry Heilmann	1927
.394	Harry Heilmann	1921
.393	Harry Heilmann	1925
.390	Ty Cobb	1913
.389	Ty Cobb	1921
.385	Ty Cobb	1910

GAMES PLAYED

163	Rocky Colavito	1961
162	Jimmy Barrett	1904
162	Jake Wood	1961
162	Dick McAuliffe	1964
162	Don Wert	1965
162	Ed Brinkman	1973
162	Rusty Staub	1978
162	Cecil Fielder	1991
162	Brian Hunter	1997

AT-BATS

679	Harvey Kuenn	1953
666	Ron LeFlore	1978
663	Jake Wood	1961
659	Travis Fryman	1992
658	Brian Hunter	1997
656	Harvey Kuenn	1954
652	Ron LeFlore	1977
643	Lou Whitaker	1983
642	Rusty Staub	1978
641	Charlie Gehringer	1936
641	George Kell	1950

RUNS

147	Ty Cobb	1911
144	Ty Cobb	1915
144	Charlie Gehringer	1930
144	Charlie Gehringer	1936
144	Hank Greenberg	1938
137	Hank Greenberg	1937
134	Charlie Gehringer	1934
133	Charlie Gehringer	1937
133	Charlie Gehringer	1938
131	Lu Blue	1922
131	Charlie Gehringer	1929

HITS

248	Ty Cobb	1911
237	Harry Heilmann	1921
227	Ty Cobb	1912
227	Charlie Gehringer	1936
225	Ty Cobb	1917
225	Harry Heilmann	1925
218	George Kell	1950
217	Sam Crawford	1911
216	Ty Cobb	1909
216	Magglio Ordonez	2007

TOTAL BASES

397	Hank Greenberg	1937
389	Hank Greenberg	1935
384	Hank Greenberg	1940
380	Hank Greenberg	1938
367	Ty Cobb	1911
365	Harry Heilmann	1921
363	Dale Alexander	1929
356	Hank Greenberg	1934
356	Charlie Gehringer	1936
354	Norm Cash	1961
354	Magglio Ordonez	2007

EXTRA BASE HITS

103	Hank Greenberg	1937
99	Hank Greenberg	1940
98	Hank Greenberg	1935
96	Hank Greenberg	1934
87	Charlie Gehringer	1936
85	Hank Greenberg	1938
85	Rudy York	1940
84	Curtis Granderson	2007
84	Miguel Cabrera	2010
83	Dale Alexander	1929

DOUBLES

63	Hank Greenberg	1934
60	Charlie Gehringer	1936
56	George Kell	1950
55	Gee Walker	1936
54	Magglio Ordonez	2007
50	Harry Heilmann	1927
50	Charlie Gehringer	1934
50	Hank Greenberg	1940
49	Hank Greenberg	1937
47	Ty Cobb	1911
47	Charlie Gehringer	1930
47	Dale Alexander	1931

TRIPLES

26	Sam Crawford	1914
25	Sam Crawford	1903
24	Ty Cobb	1911
23	Ty Cobb	1912
23	Sam Crawford	1913
23	Ty Cobb	1917
23	Curtis Granderson	2007
21	Sam Crawford	1912
20	Ty Cobb	1908

HOME RUNS

58	Hank Greenberg	1938
51	Cecil Fielder	1990
45	Rocky Colavito	1961
44	Hank Greenberg	1946
44	Cecil Fielder	1991
41	Hank Greenberg	1940
41	Norm Cash	1961
40	Hank Greenberg	1937
40	Darrell Evans	1985
39	Norm Cash	1962

RUNS BATTED IN

183	Hank Greenberg	1937
170	Hank Greenberg	1935
150	Hank Greenberg	1940
146	Hank Greenberg	1938
144	Ty Cobb	1911
140	Rocky Colavito	1961
139	Harry Heilmann	1921
139	Hank Greenberg	1934
139	Magglio Ordonez	2007
137	Dale Alexander	1929

WALKS

137	Roy Cullenbine	1947
135	Eddie Yost	1959
132	Tony Phillips	1993
125	Eddie Yost	1960
124	Norm Cash	1961
122	Mickey Tettleton	1992
120	Eddie Lake	1947
119	Hank Greenberg	1938
118	Donie Bush	1915
118	Ty Cobb	1915

STRIKEOUTS

182	Cecil Fielder	1990
175	Rob Deer	1991
174	Curtis Granderson	2006
170	Brandon Inge	2009
170	Austin Jackson	2010
158	Melvin Nieves	1996
157	Melvin Nieves	1997
153	Dean Palmer	1999
151	Cecil Fielder	1991
151	Cecil Fielder	1992

STOLEN BASES

96	Ty Cobb	1915
83	Ty Cobb	1911
78	Ron LeFlore	1979
76	Ty Cobb	1909
74	Brian Hunter	1997
68	Ty Cobb	1916
68	Ron LeFlore	1978
65	Ty Cobb	1910
61	Ty Cobb	1912
58	Ron LeFlore	1976

SLUGGING PERCENTAGE

.683	Hank Greenberg	1938
.670	Hank Greenberg	1940
.668	Hank Greenberg	1937
.662	Norm Cash	1961
.632	Harry Heilmann	1923
.628	Hank Greenberg	1935
.622	Miguel Cabrera	2010
.622	Hank Greenberg	1939
.621	Ty Cobb	1911
.616	Harry Heilmann	1927

ON-BASE PERCENTAGE

.487	Norm Cash	1961
.486	Ty Cobb	1915
.481	Harry Heilmann	1923
.475	Harry Heilmann	1927
.468	Ty Cobb	1925
.467	Ty Cobb	1913
.467	Ty Cobb	1911
.462	Ty Cobb	1922
.458	Charlie Gehringer	1937
.458	Ty Cobb	1912

PINCH HITS

19	Bob Fothergill	1929
18	Gates Brown	1968
17	Sammy Hale	1920
17	Vic Wertz	1962
16	Gates Brown	1974
15	Gus Zernial	1958
13	Billy Rhiel	1932
13	Pat Mullin	1953
13	Gates Brown	1966
13	Dalton Jones	1971

CONSECUTIVE-GAME HIT STREAKS

(Within a Single Season)

40	Ty Cobb	1911
35	Ty Cobb	1917
34	John Stone	1930
30	Goose Goslin	1934
30	Ron LeFlore	1976
29	Dale Alexander	1930
29	Pete Fox	1935
27	Gee Walker	1937
27	Ron LeFlore	1978
25	Ty Cobb	1906
25	John Stone	1931

TIGERS SINGLE-SEASON TOP TEN



PITCHING LEADERS

WINS

31	Denny McLain	1968
29	George Mullin	1909
29	Hal Newhouser	1944
27	Dizzy Trout	1944
26	Hal Newhouser	1946
25	Wild Bill Donovan	1907
25	Ed Killian	1907
25	Hal Newhouser	1945
25	Mickey Lolich	1971

LOSSES

23	George Mullin	1904
21	George Mullin	1905
21	Hooks Dauss	1920
21	Mickey Lolich	1974
21	Mike Maroth	2003
20	Ed Killian	1904
20	George Mullin	1907
20	Bobo Newsom	1941
20	Art Houtteman	1952

EARNED RUN AVERAGE

(Minimum 1.0 IP Per Team Game)

1.64	Ed Summers	1908
1.71	Ed Killian	1909
1.78	Ed Killian	1907
1.81	Hal Newhouser	1945
1.91	Ed Siever	1902
1.94	Hal Newhouser	1946
1.96	Denny McLain	1968
1.97	Harry Coveleski	1916
2.02	Al Benton	1945
2.08	Wild Bill Donovan	1908

GAMES

88	Mike Myers	1997
88	Sean Runyan	1998
83	Mike Myers	1996
80	Guillermo Hernandez	1984
78	Jamie Walker	2003
74	Guillermo Hernandez	1985
74	Phil Coke	2010
73	Fernando Rodney	2009
72	Richie Lewis	1996
71	Aurelio Lopez	1984
71	Dan Miceli	1997

GAMES STARTED

45	Mickey Lolich	1971
44	George Mullin	1904
42	George Mullin	1907
42	Mickey Lolich	1973
41	George Mullin	1905
41	Denny McLain	1968
41	Denny McLain	1969
41	Mickey Lolich	1972
41	Joe Coleman	1974
41	Mickey Lolich	1974

COMPLETE GAMES

42	George Mullin	1904
35	Roscoe Miller	1901
35	George Mullin	1905
35	George Mullin	1906
35	George Mullin	1907
34	Wild Bill Donovan	1903
33	Ed Killian	1905
33	Dizzy Trout	1944
32	Ed Killian	1904
31	George Mullin	1903

SHUTOUTS

9	Denny McLain	1969
8	Ed Killian	1905
8	Hal Newhouser	1945
7	George Mullin	1904
7	Dizzy Trout	1944
7	Billy Hoeft	1955
6	Many times	

SAVES

42	Todd Jones	2000
38	John Hiller	1973
38	Todd Jones	2007
37	Todd Jones	2006
37	Fernando Rodney	2009
32	Guillermo Hernandez	1984
31	Guillermo Hernandez	1985
31	Todd Jones	1997
30	Todd Jones	1999
28	Todd Jones	1998
28	Juan Acevedo	2002

INNINGS PITCHED

382.1	George Mullin	1904
376.0	Mickey Lolich	1971
357.1	George Mullin	1907
352.1	Dizzy Trout	1944
347.2	George Mullin	1905
336.0	Denny McLain	1968
332.0	Roscoe Miller	1901
331.2	Ed Killian	1904
330.0	George Mullin	1906
327.1	Mickey Lolich	1972

HITS ALLOWED

346	George Mullin	1907
345	George Mullin	1904
339	Roscoe Miller	1901
336	Mickey Lolich	1971
334	Ed Siever	1901
331	Hooks Dauss	1923
315	George Mullin	1906
315	Mickey Lolich	1973
314	Dizzy Trout	1944
310	Mickey Lolich	1974

RUNS ALLOWED

168	Roscoe Miller	1901
166	Ed Siever	1901
160	Joe Coleman	1974
158	Hooks Dauss	1920
155	George Mullin	1902
155	Mickey Lolich	1974
154	George Mullin	1904
153	George Mullin	1907
152	Vic Sorrell	1929
152	Earl Whitehill	1931

EARNED RUNS ALLOWED

142	Mickey Lolich	1974
137	Joe Coleman	1974
131	Howard Ehmke	1922
131	Mickey Lolich	1973
130	Vic Sorrell	1929
128	Bobo Newsom	1941
127	Hooks Dauss	1923
127	Roxie Lawson	1937
126	Earl Whitehill	1929
125	Jack Morris	1990

HOME RUNS ALLOWED

42	Denny McLain	1966
40	Jack Morris	1986
39	Jack Morris	1987
38	Jim Bunning	1963
38	Mickey Lolich	1974
37	Jim Bunning	1959
37	Jack Morris	1982
37	Dan Petry	1983
36	Mickey Lolich	1971
35	Denny McLain	1967
35	Mickey Lolich	1973
35	Bill Gullickson	1992
35	Mike Moore	1993

WALKS

158	Joe Coleman	1974
142	Paul Foytack	1956
138	George Mullin	1905
137	Hal Newhouser	1941
131	George Mullin	1904
124	Howard Ehmke	1920
124	Virgil Trucks	1949
122	Mickey Lolich	1969
119	Tommy Bridges	1932
118	Earl Whitehill	1931
118	Bobo Newsom	1941

WALKS PER NINE INNINGS

1.29	Fred Hutchinson	1951
1.33	Frank Kitson	1903
1.40	Dave Rozema	1977
1.53	Ed Siever	1902
1.64	Ed Summers	1908
1.66	Ed Summers	1909
1.69	Denny McLain	1968
1.70	Ed Siever	1907
1.71	Frank Kitson	1904
1.72	Jack Cronin	1901

STRIKEOUTS

308	Mickey Lolich	1971
280	Denny McLain	1968
275	Hal Newhouser	1946
271	Mickey Lolich	1969
269	Justin Verlander	2009
250	Mickey Lolich	1972
236	Joe Coleman	1971
232	Jack Morris	1983
230	Mickey Lolich	1970
226	Mickey Lolich	1965

STRIKEOUTS PER NINE INNINGS

10.09	Justin Verlander	2009
8.79	Justin Verlander	2010
8.69	Mickey Lolich	1969
8.57	Hideo Nomo	2000
8.50	Jeremy Bonderman	2006
8.46	Max Scherzer	2010
8.46	Hal Newhouser	1946
8.35	Mickey Lolich	1965
8.22	Jeremy Bonderman	2004
8.17	Justin Verlander	2007

TIGERS RECORDS



TIGERS SINGLE-SEASON ROOKIE TOP TEN

BATTING LEADERS

BATTING AVERAGE

.343	Dale Alexander	1929
.316	Dick Wakefield	1943
.314	Roy Johnson	1929
.311	Barney McCosky	1939
.308	Lu Blue	1921
.308	Harvey Kuenn	1953
.301	Hank Greenberg	1933
.300	Topper Rigney	1922
.293	Austin Jackson	2010
.291	Ricky Peters	1980

GAMES PLAYED

162	Jake Wood	1961
157	Donie Bush	1909
155	Topper Rigney	1922
155	Dale Alexander	1929
155	Dick Wakefield	1943
155	Harvey Kuenn	1953
154	Milt Cuyler	1991
153	Lu Blue	1921
151	Steve Kemp	1977
151	Austin Jackson	2010

AT-BATS

679	Harvey Kuenn	1953
663	Jake Wood	1961
640	Roy Johnson	1929
633	Dick Wakefield	1943
626	Dale Alexander	1929
618	Austin Jackson	2010
611	Barney McCosky	1939
590	Harry Davis	1932
585	Lu Blue	1921
575	Joe Hoover	1943

RUNS

128	Roy Johnson	1929
120	Barney McCosky	1939
114	Donie Bush	1909
110	Dale Alexander	1929
103	Lu Blue	1921
103	Austin Jackson	2010
96	Jake Wood	1961
94	Harvey Kuenn	1953
92	Harry Davis	1932
91	Dick Wakefield	1943

HITS

215	Dale Alexander	1929
209	Harvey Kuenn	1953
201	Roy Johnson	1929
200	Dick Wakefield	1943
190	Barney McCosky	1939
180	Lu Blue	1921
171	Jake Wood	1961
161	Topper Rigney	1922
159	Harry Davis	1932
154	Charlie Carr	1903
154	Pete Fox	1933

TOTAL BASES

363	Dale Alexander	1929
304	Roy Johnson	1929
275	Dick Wakefield	1943
263	Barney McCosky	1939
262	Harvey Kuenn	1953
250	Lu Blue	1921
249	Jake Wood	1961
247	Matt Nokes	1987
247	Austin Jackson	2010
244	Rudy York	1937

EXTRA BASE HITS

83	Dale Alexander	1929
69	Roy Johnson	1929
56	Rudy York	1937
53	Dick Wakefield	1943
51	Barney McCosky	1939
51	Steve Kemp	1977
49	Lu Blue	1921
49	Harry Davis	1932
48	Hank Greenberg	1933
48	Matt Nokes	1987
48	Austin Jackson	2010

DOUBLES

45	Roy Johnson	1929
43	Dale Alexander	1929
38	Dick Wakefield	1943
34	Austin Jackson	2010
33	Lu Blue	1921
33	Hank Greenberg	1933
33	Barney McCosky	1939
33	Harvey Kuenn	1953
32	Harry Davis	1932
29	Steve Kemp	1977

TRIPLES

17	Charlie Gehringer	1926
15	Dale Alexander	1929
14	Roy Johnson	1929
14	Barney McCosky	1939
14	Jake Wood	1961
13	Harry Davis	1932
13	Pete Fox	1933
11	Charlie Carr	1903
11	Lu Blue	1921
11	Jackie Tavener	1925
11	Liz Funk	1930
11	Bill Tuttle	1954

HOME RUNS

35	Rudy York	1937
32	Matt Nokes	1987
27	Tony Clark	1996
25	Dale Alexander	1929
23	Craig Monroe	2003
18	Norm Cash	1960
18	Steve Kemp	1977
18	Gabe Kapler	1999
18	Eric Munson	2003
17	Jason Thompson	1976

RUNS BATTED IN

137	Dale Alexander	1929
103	Rudy York	1937
88	Steve Kemp	1977
87	Hank Greenberg	1933
87	Matt Nokes	1987
79	Charlie Carr	1903
79	Dick Wakefield	1943
75	Lu Blue	1921
74	Harry Davis	1932
73	Johnny Groth	1949

WALKS

103	Lu Blue	1921
88	Donie Bush	1909
71	Steve Kemp	1977
70	Barney McCosky	1939
68	Topper Rigney	1922
68	Steve Boros	1961
68	Jason Thompson	1976
67	Roy Johnson	1929
65	Johnny Groth	1949
65	Norm Cash	1960

STRIKEOUTS

170	Austin Jackson	2010
141	Jake Wood	1961
127	Tony Clark	1996
107	Bobby Higginson	1995
101	Joe Hoover	1943
99	Brennan Boesch	2010
94	Leon Roberts	1975
93	Steve Kemp	1977
92	Milt Cuyler	1991
89	Craig Monroe	2003

STOLEN BASES

53	Donie Bush	1909
41	Milt Cuyler	1991
30	Jake Wood	1961
28	Baldy Louden	1912
27	Austin Jackson	2010
23	George Burns	1914
23	Ron LeFlore	1974
22	Bobby Veach	1913
20	Delos Drake	1911
20	Roy Johnson	1929
20	Barney McCosky	1939
20	Kimera Bartee	1996

ON-BASE PERCENTAGE

.416	Lu Blue	1921
.397	Dale Alexander	1929
.384	Barney McCosky	1939
.380	Donie Bush	1909
.380	Topper Rigney	1922
.379	Roy Johnson	1929
.377	Dick Wakefield	1943
.369	Ricky Peters	1980
.367	Hank Greenberg	1933
.361	Lou Whitaker	1978

SLUGGING PERCENTAGE

.580	Dale Alexander	1929
.536	Matt Nokes	1987
.475	Roy Johnson	1929
.468	Hank Greenberg	1933
.434	Dick Wakefield	1943
.430	Barney McCosky	1939
.427	Lu Blue	1921
.424	Pete Fox	1933
.422	Steve Kemp	1977
.416	Brennan Boesch	2010

TIGERS SINGLE-SEASON ROOKIE TOP TEN



PITCHING LEADERS

WINS

24	Ed Summers	1908
23	Roscoe Miller	1901
19	Herman Pilette	1922
19	Mark Fidrych	1976
18	Ed Siever	1901
17	Earl Whitehill	1924
17	Justin Verlander	2006
15	Dave Rozema	1977
14	Virgil Trucks	1942
14	Frank Lary	1955
14	Rick Porcello	2009

LOSSES

19	Jeremy Bonderman	2003
16	George Mullin	1902
16	Tommy Bridges	1931
15	Ed Siever	1901
15	Frank Lary	1955
14	Rudy Kallio	1918
14	Rufe Gentry	1944
13	Roscoe Miller	1901
13	George Zuverink	1954
13	Ray Bare	1975
13	Felipe Lira	1995

EARNED RUN AVERAGE

(Minimum 1.0 IP Per Team Game)

1.64	Ed Summers	1908
2.34	Mark Fidrych	1976
2.48	Hooks Dauss	1913
2.74	Virgil Trucks	1942
2.85	Herman Pilette	1922
2.91	Hal White	1942
2.95	Roscoe Miller	1901
3.09	Dave Rozema	1977
3.10	Frank Lary	1955
3.11	Bernie Boland	1915

GAMES

88	Sean Runyan	1998
83	Mike Myers	1996
66	Chris Spurling	2003
65	Mike Munoz	1992
62	Joel Zumaya	2006
61	Chuck Seelbach	1972
55	Mike Henneman	1987
53	Ryan Perry	2009
49	Masao Kida	1999
48	Ron Nischwitz	1962
48	Fred Scherman	1970
48	Kurt Knudsen	1992

GAMES STARTED

37	Herman Pilette	1922
36	Roscoe Miller	1901
33	Ed Siever	1901
32	Ed Summers	1908
32	Earl Whitehill	1924
31	Frank Lary	1955
31	Vern Ruhle	1975
31	Brian Moehler	1997
31	Rick Porcello	2009
30	George Mullin	1902
30	Rufe Gentry	1944
30	Justin Verlander	2006

COMPLETE GAMES

35	Roscoe Miller	1901
30	Ed Siever	1901
25	George Mullin	1902
24	Mark Fidrych	1976
23	Ed Summers	1908
22	Hooks Dauss	1913
18	Herman Pilette	1922
16	Earl Whitehill	1924
16	Sam Gibson	1926
16	Frank Lary	1955
16	Dave Rozema	1977

SHUTOUTS

5	Ed Summers	1908
4	Herman Pilette	1922
4	Hal White	1942
4	Mike Kilkenny	1969
4	Mark Fidrych	1976
3	Roscoe Miller	1901
3	Sailor Stroud	1910
3	Stubby Overmire	1943
3	Rufe Gentry	1944
3	Vern Ruhle	1975

SAVES

14	Chuck Seelbach	1972
7	Mike Henneman	1987
6	Mike Myers	1996
5	Kurt Knudsen	1992
5	Franklyn German	2003
5	Chris Mears	2003
3	Seven pitchers	

INNINGS PITCHED

332.0	Roscoe Miller	1901
301.0	Ed Summers	1908
288.2	Ed Siever	1901
274.2	Herman Pilette	1922
260.0	George Mullin	1902
250.1	Mark Fidrych	1976
235.0	Frank Lary	1955
233.0	Earl Whitehill	1924
225.0	Hooks Dauss	1913
218.1	Dave Rozema	1977

HITS ALLOWED

339	Roscoe Miller	1901
334	Ed Siever	1901
282	George Mullin	1902
271	Ed Summers	1908
270	Herman Pilette	1922
260	Earl Whitehill	1924
232	Ken Holloway	1923
232	Frank Lary	1955
222	Dave Rozema	1977
217	Mark Fidrych	1976

RUNS ALLOWED

168	Roscoe Miller	1901
166	Ed Siever	1901
155	George Mullin	1902
125	Earl Whitehill	1924
120	Tommy Bridges	1931
118	Jeremy Bonderman	2003
117	Ken Holloway	1923
113	Ed Lafitte	1911
112	Ed Summers	1908
110	Herman Pilette	1922

EARNED RUNS ALLOWED

109	Roscoe Miller	1901
106	George Mullin	1902
104	Ed Siever	1901
101	Jeff Weaver	1999
100	Earl Whitehill	1924
100	Jeremy Bonderman	2003
96	Ken Holloway	1923
96	Tommy Bridges	1931
96	Rufe Gentry	1944
91	Vic Sorrell	1928
91	Brian Moehler	1997

HOME RUNS ALLOWED

29	Jerry Ujdur	1982
28	Armando Galarraga	2008
27	Jeff Weaver	1999
25	Dave Rozema	1977
23	Jeremy Bonderman	2003
23	Rick Porcello	2009
22	George Zuverink	1954
22	Brian Moehler	1997
21	Justin Verlander	2006
17	Eight pitchers	

WALKS

108	Tommy Bridges	1931
108	Rufe Gentry	1944
98	Roscoe Miller	1901
98	Les Cain	1970
95	George Mullin	1902
95	Herman Pilette	1922
89	Frank Lary	1955
83	Vic Sorrell	1928
82	Hooks Dauss	1913
82	Hal White	1942

STRIKEOUTS

156	Les Cain	1970
126	Armando Galarraga	2008
124	Justin Verlander	2006
114	Jeff Weaver	1999
108	Jeremy Bonderman	2003
107	Hooks Dauss	1913
105	Tommy Bridges	1931
103	Ed Summers	1908
103	Mickey Lolich	1963
103	Mark Leiter	1991

TIGERS RECORDS



TIGERS CAREER TOP TEN

GAMES PLAYED BY POSITION

CATCHER

Bill Freehan	1,581
Oscar Stanage	1,072
Lance Parrish	1,039
Johnny Bassler	729
Ray Hayworth	642
Bob Swift	629
Birdie Tebbetts	620
Ivan Rodriguez	578
Larry Woodall	484
Red Wilson	472

FIRST BASE

Norm Cash	1,912
Hank Greenberg	1,019
Rudy York	945
Lu Blue	894
Cecil Fielder	748
Tony Clark	681
Jason Thompson	602
Dave Bergman	582
George Burns	469
Miguel Cabrera	444

SECOND BASE

Lou Whitaker	2,308
Charlie Gehringer	2,209
Dick McAuliffe	918
Ralph Young	874
Damion Easley	794
Frank Bolling	779
Placido Polanco	625
Eddie Mayo	544
Germany Schaefer	483
Jerry Lumpe	446

SHORTSTOP

Alan Trammell	2,139
Donie Bush	1,845
Billy Rogell	1,148
Harvey Kuenn	747
Deivi Cruz	702
Dick McAuliffe	663
Charley O'Leary	632
Ed Brinkman	628
Johnny Lipon	590
Jackie Tavener	537

THIRD BASE

Aurelio Rodriguez	1,236
Don Wert	1,036
Tom Brookens	979
Brandon Inge	898
Pinky Higgins	842
George Kell	826
Bob Jones	774
Travis Fryman	768
Marv Owen	717
George Moriarty	633

OUTFIELD

Ty Cobb	2,722
Al Kaline	2,488
Sam Crawford	1,906
Bobby Veach	1,565
Harry Heilmann	1,485
Mickey Stanley	1,289
Bobby Higginson	1,274
Jim Northrup	1,190
Willie Horton	1,179
Chet Lemon	1,170

DESIGNATED HITTER

Rusty Staub	420
Dmitri Young	299
Kirk Gibson	291
Willie Horton	265
Darrell Evans	253
Cecil Fielder	237
Gary Sheffield	225
Johnny Grubb	151
Al Kaline	146
John Wockenfuss	141

PITCHER

John Hiller	545
Hooks Dauss	538
Mickey Lolich	508
Dizzy Trout	493
Mike Henneman	491
Todd Jones	480
Hal Newhouser	460
George Mullin	435
Jack Morris	430
Tommy Bridges	424

TOP TIGERS SINGLE-SEASON ERRORLESS STREAKS (SINCE 1957)

CATCHER

Matt Nokes	81	4/28-9/5/1987
Mickey Tettleton	81	5/23-10/3/1992
Bill Freehan	77	4/6-7/16/1970
Dick Brown	75	4/9-7/22/1962
Bill Freehan	74	7/4-9/28/1971
Bill Freehan	72	6/13-8/28/1964
Ivan Rodriguez	67	4/3-7/14/2006
Bill Freehan	65	4/24-7/20/1965
Alex Avila	65	5/31-9/12/2010
Bill Freehan	63	6/4-8/25/1966

FIRST BASE

Darrell Evans	82	5/23-10/4/1987
Sean Casey	80	5/1-8/10/2007
Enos Cabell	72	4/5-8/2/1983
Miguel Cabrera	59	8/2-10/6/2009
Carlos Pena	57	7/15-9/28/2004
Miguel Cabrera	55	5/14-7/23/2009
Jason Thompson	54	6/18-8/14/1976
Gail Harris	52	5/18-8/15/1959
Norm Cash	50	4/20-6/17/1967
Chris Shelton	49	4/3-5/27/2006
Tony Clark	48	6/27-8/21/1998
Norm Cash	45	4/10-6/12/1963
Norm Cash	45	5/15-7/2/1964
Richie Hebner	45	5/2-10/2/1981
Rick Leach	45	4/7-8/7/1983
Darrell Evans	45	8/11-10/5/1986
Sean Casey	45	8/1-9/24/2006

SECOND BASE

Placido Polanco	141	4/2-9/30/2007
Frank Bolling	72	5/18-8/28/1959
Lou Whitaker	68	4/15-7/3/1990
Placido Polanco	67	5/13-8/6/2009
Scott Fletcher	63	4/26-9/29/1995
Dick McAuliffe	61	7/14-9/20/1968
Damion Easley	60	4/3-7/20/2000
Damion Easley	58	5/14-7/20/1998
Placido Polanco	53	8/8-10/6/2009
Lou Whitaker	52	8/5-10/6/1991
Mark Lewis	49	7/4-9/3/1996
Placido Polanco	45	4/10-6/7/2008

THIRD BASE

Don Wert	49	5/14-7/4/1965
Aurelio Rodriguez	48	8/3-9/23/1972
Brandon Inge	48	4/3-9/26/2008
Travis Fryman	46	4/4-5/26/1996
Aurelio Rodriguez	43	6/9-7/27/1978
Tom Brookens	41	5/14-9/29/1984
Steve Boros	40	6/22-9/13/1961
Travis Fryman	40	5/3-6/16/1994
Travis Fryman	40	8/13-9/24/1995
Joe Randa	40	4/30-6/13/1998
Aurelio Rodriguez	39	7/23-9/5/1977
Marty Castillo	39	6/21-8/24/1983

SHORTSTOP

Eddie Brinkman	72	5/21-8/4/1972
Eddie Brinkman	56	7/28-9/22/1971
Alan Trammell	51	5/10-7/12/1980
Deivi Cruz	48	6/23-8/19/1997
Ramon Santiago	47	7/1-8/27/2003
Alan Trammell	42	4/8-5/29/1985
Deivi Cruz	42	7/30-9/14/1999
Alan Trammell	40	6/10-9/26/1991
Alan Trammell	40	8/3-9/29/1993
Deivi Cruz	38	7/21-8/30/2000

OUTFIELD

Magglio Ordonez	140	4/7-9/30/2007
Charlie Maxwell	134	4/20-9/29/1957
Mickey Stanley	132	4/12-10/1/1970
Mickey Stanley	131	4/13-9/22/1968
Al Kaline	129	4/6-9/24/1971
Chet Lemon	107	4/8-8/24/1985
Charlie Maxwell	106	5/28-10/2/1960
Al Kaline	106	5/26-9/28/1966
Luis Gonzalez	100	3/31-7/29/1998
Al Kaline	98	4/15-8/3/1958
Willie Horton	98	4/15-10/4/1972

ALL-STAR GAME HISTORY





ALL-STAR GAMES IN DETROIT

JULY 8, 1941 AMERICAN LEAGUE 7, NATIONAL LEAGUE 5

Detroit hosted the ninth all-star game at Briggs Stadium on July 8, 1941. The game was attended by nearly 55,000 fans and they were rewarded as the American League squad rallied from a 5-2 deficit with one run in the eighth inning and four runs in the ninth to defeat the National League. The comeback was capped by a three-run home run off the facing of the right field roof by Hall-of-Famer Ted Williams. Williams would later characterize the home run as one of the most exciting moments of his career. Arky Vaughan led the National League offense in the loss, becoming the first player in all-star history to hit two home runs in a game while adding a single and four RBI.

Three Tigers players were selected to play in the contest, including first baseman Rudy York, catcher Birdie Tebbets and righthanded pitcher Al Benton. York was the only Tigers player to appear in the game, finishing 1x3. The American League squad was managed by Tigers skipper Del Baker while Tigers coach Merv Shea served as one of the coaches.

The 1941 All-Star Game also marked the first time brothers had appeared together in a midsummer classic. Joe and Dom DiMaggio both appeared in the game for the American League with Joe finishing 1x4 with three runs scored and an RBI and Dom finishing 1x1 with an RBI.

NATIONAL LEAGUE					AMERICAN LEAGUE				
	AB	R	H	RBI		AB	R	H	RBI
Hack (CHC), 3b	2	0	1	0	Doerr (BOS), 2b	3	0	0	0
q-Lavagetto (BRO), 3b	1	0	0	0	g-Gordon (NY), 2b	2	1	1	0
Moore (STL), lf	5	0	0	1	Travis (WAS), 3b	4	1	1	0
Reiser (BRO), cf	4	0	0	0	J. DiMaggio (NYY), cf	4	3	1	1
Mize (STL), 1b	4	1	1	0	Williams (BOS), lf	4	1	2	4
p-F. McCormick (CIN), 1b	0	0	0	0	Heath (CLE), rf	2	0	0	0
Nicholson (CHC), rf	1	0	0	0	k-D. DiMaggio (BOS), rf	1	0	1	1
d-Elliott (PIT), rf	1	0	0	0	Cronin (BOS), ss	2	0	0	0
Slaughter (STL), rf	2	1	1	0	h-Boudreau (CLE), ss	2	0	2	1
r-Vaughan (PIT), ss	4	2	3	4	York (DET), 1b	3	0	1	0
Miller (MIL), ss	0	0	0	0	Foxx (BOS), 1b	1	0	0	0
Frey (CIN), 2b	1	0	1	0	Dickey (NYY), c	3	0	1	0
e-Herman (BRO), 2b	3	0	2	0	o-Hayes (PHI), c	1	0	0	0
Owen (BRO), c	1	0	0	0	Feller (CLE), p	0	0	0	0
b-Lopez (PIT), c	1	0	0	0	c-Cullenbine (STL), ph	1	0	0	0
m-Danning (NY), c	1	0	0	0	Lee (CWS), p	1	0	0	0
Wyatt (BRO), p	0	0	0	0	j-Hudson (WAS), p	0	0	0	0
a-Ott (NY), ph	1	0	0	0	n-Keller (NY), ph	1	0	0	0
Derringer (CIN), p	0	0	0	0	E. Smith (CWS), p	0	0	0	0
f-Walters (CIN), p	1	1	1	0	s-Keltner (CLE), ph	1	1	1	0
l-Medwick (STL), ph	1	0	0	0	Totals	36	7	11	7
Passeau (CHC), p	1	0	0	0					
Totals	35	5	10	5					

a-Struck out for Wyatt in 3rd; b-Replaced Owen at C in 3rd; c-Grounded out for Feller in 3rd; d-Replaced Nicholson at RF in 4th; e-Singled for Frey in 5th; f-Replaced Derringer at P in 5th; g-Replaced Doerr at 2B in 5th; h-Replaced Cronin at SS in 5th; i-Replaced Elliott at RF in 6th; j-Replaced Lee at P in 7th; k-Replaced Heath at RF in 7th; l-Grounded out for Walters in 7th; m-Replaced Lopez at C in 7th; n-Struck out for Hudson in 7th; o-Replaced Dickey at C in 8th; p-Replaced Mize at 1B in 8th; q-Grounded out for Hack in 9th; r-Replaced Vaughan at SS in 9th; s-Singled for Smith in 9th.

E-Reiser 2, Williams, Heath, E. Smith. LOB-National 6, American 7. 2B-Travis, Williams, Walters, Herman, Mize, J. DiMaggio. HR-Vaughan 2, Williams. S-Hack, Lopez.

NATIONAL	0 0 0	0 0 1	2 2 0	5 10 2
AMERICAN	0 0 0	1 0 1	0 1 4	7 11 3

NATIONAL	IP	H	R	ER	BB	SO	AMERICAN	IP	H	R	ER	BB	SO
Wyatt	2.0	0	0	0	1	0	Feller	3.0	1	0	0	0	4
Derringer	2.0	2	1	1	0	1	Lee	3.0	4	1	1	0	0
Walters	2.0	3	1	1	2	2	Hudson	1.0	3	2	2	1	1
Passeau (L)	2.2	6	5	5	1	3	E. Smith (W)	2.0	2	2	2	0	2

T-2:34. A-54,674. UMPIRES-Summers, Grieve (AL); Jorda, Pinelli (NL).

JULY 10, 1951 NATIONAL LEAGUE 8, AMERICAN LEAGUE 3

Briggs Stadium hosted the 18th all-star game on July 10, 1951 as the Midsummer Classic was again played in Detroit. Over 52,000 fans were in attendance and witnessed a home run barrage as the National League squad thumped an all-star record four roundtrippers to defeat the American League 8-3 and claim their second consecutive victory for the first time in all-star history. The American League chipped in two home runs to raise the game total to six, establishing a new all-star record.

Ralph Kiner drilled a two-run homer for the National League in the eighth inning, which made him the only player in history to homer in three consecutive all-star games. Stan Musial also established a new all-star record by being caught stealing twice.

The Tigers were represented by third baseman George Kell, outfielder Vic Wertz and righthanded pitcher Fred Hutchinson. Kell started the game at third base and drilled a solo home run while Wertz started the game in right field and also connected for a solo roundtripper. Hutchinson worked three innings in the loss, allowing three runs on three hits while issuing two walks.

NATIONAL LEAGUE					AMERICAN LEAGUE				
	AB	R	H	RBI		AB	R	H	RBI
Ashburn (PHI), cf	4	2	2	0	D. DiMaggio (BOS), cf	5	0	1	0
l-Snyder (BRO), cf	0	0	0	0	Fox (CWS), 2b	3	0	1	0
Dark (NY), ss	5	0	1	0	j-Doerr (BOS), ph-2b	1	0	1	0
k-Reese (BRO), ss	0	0	0	0	Kell (DET), 3b	3	1	1	1
Musial (STL), lf-rf	4	1	2	1	Williams (BOS), lf	3	0	1	0
s-Westlake (STL), lf	0	0	0	0	o-Busby (CWS), lf	0	0	0	0
J. Robinson (BRO), 2b	4	1	2	0	Berra (NY), c	4	1	1	0
r-Schoendienst (STL), 2b	0	0	0	0	Wertz (DET), rf	3	1	1	1
Hodges (BRO), 1b	5	2	2	2	h-Rizzuto (NYY), ss	1	0	0	0
Elliott (MIL), 3b	2	1	1	2	Fain (PHI), 1b	3	0	1	1
c-Jones (PHI), 3b	2	0	0	0	n-E. Robinson (CWS), 1b	1	0	0	0
Ennis (PHI), rf	2	0	0	0	Carrasquel (CWS), ss	2	0	1	0
d-Kiner (PIT), lf	2	1	1	0	g-Minoso (CWS), ph-rf	2	0	0	0
m-Wyrostek (CIN), lf	1	0	0	0	Garver (STL), p	1	0	0	0
Campanella (BRO), c	4	0	0	0	b-Lopat (NY), p	0	0	0	0
Roberts (PHI), p	0	0	0	0	e-Doby (CLE), ph	1	0	0	0
a-Slaughter (STL), ph	1	0	0	0	Hutchinson (DET), p	0	0	0	0
Maglie (NY), p	1	0	0	0	i-Stephens (BOS), p	1	0	0	0
f-Newcombe (BRO), p	2	0	1	0	Parnell (BOS), p	0	0	0	0
q-Blackwell (CIN), p	0	0	0	0	p-Lemon (CLE), p	0	0	0	0
Totals	39	8	12	5	Totals	35	3	10	3

a-Lined out for Roberts in 3rd; b-Replaced Garver at P in 4th; c-Replaced Elliott at 3B in 4th; d-Replaced Ennis at LF in 4th; e-Popped out for Lopat in 4th; f-Replaced Maglie at P in 6th; g-Grounded out for Carrasquel in 6th; h-Replaced Wertz at SS; i-Struck out for Hutchinson in 7th; j-Singled for Fox in the 7th; k-Replaced Dark at SS in 8th; l-Replaced Ashburn at CF in 8th; m-Replaced Kiner at RF in 8th; n-Grounded out for Fain in 8th; o-Replaced Williams at LF in 9th; p-Replaced Parnell at P in 9th; q-Replaced Newcombe at P in 9th; r-Replaced Robinson at 2B in 9th; s-Replaced Musial at LF in 9th; t-Doubled for Lemon in 9th.

E-J. Robinson, Berra, Fox. LOB-National 8, American 9. 2B-Ashburn, Hegan. 3B-Fain, Williams. HR-Musial, Elliott, Wertz, Kell, Hodges, Kiner. S-Kell. PB-Campanella.

NATIONAL	1 0 0	3 0 2	1 1 0	8 12 1
AMERICAN	0 1 0	1 1 0	0 0 0	3 10 2

NATIONAL	IP	H	R	ER	BB	SO	AMERICAN	IP	H	R	ER	BB	SO
Roberts	2.0	4	1	1	1	1	Garver	3.0	1	1	0	1	1
Maglie (W)	3.0	3	2	2	1	1	Lopat (L)	1.0	3	3	3	0	0
Newcombe	3.0	2	0	0	0	3	Hutchinson	3.0	3	3	3	2	0
Blackwell	1.0	1	0	0	1	2	Parnell	1.0	3	1	1	1	1
							Lemon	1.0	2	0	0	1	1

T-2:41. A-52,075. UMPIRES-Passarella, Hurley, Honochick (AL); Robb, Jorda, Dascoli (NL).

ALL-STAR GAMES IN DETROIT



JULY 13, 1971 AMERICAN LEAGUE 6, NATIONAL LEAGUE 4

The all-star game returned to Detroit on July 13, 1971 as the best players in baseball flocked to Tiger Stadium for the 42nd Midsummer Classic. The American League squad hit three home runs to take the 6-4 victory and snap an eight-game losing streak. Reggie Jackson provided the memorable moment when he crushed a Dock Ellis delivery off the light tower in right field for a two-run homer.

The National League hit three home runs as the two teams matched an all-star record with a combined six home runs, all by Hall-of-Fame players (Hank Aaron, Johnny Bench, Roberto Clemente, Jackson, Harmon Killebrew, Frank Robinson).

Frank Robinson was named as the game's most valuable player after finishing the game 1x2 with a home run and two RBI. Robinson's home run made him the first player in all-star history to hit a home run for both the American and National League.

The Tigers were represented by first baseman Norm Cash, catcher Bill Freehan, outfielder Al Kaline and lefthanded pitcher Mickey Lolich. Cash started at first base and finished 0x2, while Freehan started behind the plate and went hitless in three trips to the plate. Kaline entered the game playing right field in the sixth inning and finished the game 1x2 with a run scored. Lolich worked the final two innings, allowing one run on one hit, while striking out one.

NATIONAL LEAGUE					AMERICAN LEAGUE				
	AB	R	H	RBI		AB	R	H	RBI
Mays (SF), cf	2	0	0	0	Carew (MIN), 2b	1	1	0	0
d-Clemente (PIT), rf	2	1	1	1	h-Rojas (KC), 2b	0	0	0	0
t-Millan (ATL), 2b	0	0	0	0	Murcer (NYY), cf	1	0	1	0
Aaron (ATL), rf	2	1	1	1	k-Cuellar (BAL), p	0	0	0	0
c-May (CIN), 1b	1	0	0	0	o-Buford (BAL), ph	1	0	0	0
Torre (STL), 3b	3	0	0	0	Lolich (DET), p	0	0	0	0
r-Santo (CHC), 3b	1	0	0	0	Yastrzemski (BOS), lf	3	0	0	0
Stargell (PIT), lf	2	1	0	0	F. Robinson (BAL), rf	2	1	1	2
Brock (STL), ph	1	0	0	0	j-Kaline (DET), rf	2	1	1	0
McCovey (SF), 1b	2	0	0	0	Cash (DET), 1b	2	0	0	0
e-Marichal (SF), p	0	0	0	0	g-Killebrew (MIN), 1b	2	1	1	2
l-Kessinger (CHC), ss	2	0	0	0	B. Robinson (BAL), 3b	3	0	1	0
Bench (CIN), c	4	1	2	2	Freehan (DET), c	3	0	0	0
Beckett (CHC), 2b	3	0	0	0	p-Munson (NYY), c	0	0	0	0
s-Rose (CIN), rf	0	0	0	0	Aparicio (BOS), ss	3	1	1	0
Harrelson (NY), ss	2	0	0	0	Blue (OAK), p	0	0	0	0
m-Jenkins (CHC), p	0	0	0	0	a-Jackson (OAK), ph	1	1	1	2
n-Colbert (SD), ph	1	0	0	0	Palmer (BAL), p	0	0	0	0
Wilson (HOU), p	0	0	0	0	f-Howard (WAS), ph	1	0	0	0
Ellis (PIT), p	1	0	0	0	i-Otis (KC), cf	1	0	0	0
b-Davis (LA), cf	1	0	1	0	Totals	29	6	7	6
q-Bonds (SF), cf	1	0	0	0					
Totals	34	4	5	4					

a-Homered for Blue in 3rd; b-Entered at CF in 4th; c-Entered at 1B in 4th; d-Entered at RF in 4th; e-Entered at P in 4th; f-Grounded out for Palmer in 5th; g-Replaced Cash at 1B in 6th; h-Replaced Carew at 2B in 6th; i-Entered at CF in 6th; j-Replaced Robinson at RF in 6th; k-Entered at P in 6th; l-Entered at SS in 6th; m-Entered at P in 6th; n-Struck out for Jenkins in 7th; o-Struck out for Cuellar in 7th; p-Replaced Freehan at C in 8th; q-Struck out for Davis in 8th; r-Grounded out for Torre in 8th; s-Entered at RF in 8th; t-Entered at 2B in 8th.

E-None. **LOB**-National 2, American 2. **HR**-Bench, Aaron, Clemente, Jackson, F. Robinson, Killebrew. **HBP**-Stargell (by Blue).

NATIONAL	0.21	0.00	0.10	4	5	0
AMERICAN	0.04	0.02	0.0X	6	7	0

	IP	H	R	ER	BB	SO	AMERICAN	IP	H	R	ER	BB	SO
Ellis (L)	3.0	4	4	4	1	2	Blue (W)	3.0	2	3	3	0	3
Marichal	2.0	0	0	0	1	1	Palmer	2.0	1	0	0	0	2
Jenkins	1.0	3	2	2	0	0	Cuellar	2.0	1	0	0	1	2
Wilson	2.0	0	0	0	1	2	Lolich	2.0	1	1	1	0	1

T-2:05. A-53,559. UMPIRES-Umont, O'Donnell, Denkinger (AL); Pryor, Harvey, Colosi (NL).

JULY 12, 2005 AMERICAN LEAGUE 7, NATIONAL LEAGUE 5

The all-star game made its return to Detroit and first visit to Comerica Park on July 12, 2005 for the 76th Midsummer Classic. The American League jumped out to an early 7-0 lead and held on for the 7-5 victory. The victory was the eighth consecutive for the American League and raised their record to 3-1 in all-star games played in Detroit.

Miguel Tejada led the American League offensive attack with a two-run homer and played solid defense at shortstop to earn the game's most valuable player award. David Ortiz was the only player in the game to collect multiple hits, finishing 2x3 with a pair of singles and an RBI.

Andruw Jones led the National League offense with two runs scored, a home run and two RBI. Derrek Lee, Moises Alou and Luis Gonzalez each chipped in with doubles to round out the offensive attack for the National League.

Mark Buehrle started for the American League and worked two scoreless innings to earn the victory. John Smoltz allowed a solo home run to Tejada to take the loss. Mariano Rivera struck out Morgan Ensberg to end the game and earn the save.

The Tigers were represented by catcher Ivan Rodriguez, who was named to his 12th all-star team. Rodriguez entered the game behind the plate in the fifth inning and finished 0x1 with a walk in his two trips to the plate.

NATIONAL LEAGUE					AMERICAN LEAGUE				
	AB	R	H	RBI		AB	R	H	RBI
Abreu (PHI), rf	2	0	1	0	Damon (BOS), cf	2	1	1	0
e-Rollins (PHI), ss	1	0	1	0	b-Suzuki (SEA), cf-rf	2	0	1	2
u-Gonzalez (FLA), ph	1	1	1	1	A. Rodriguez (NYY), 3b	2	1	1	0
Beltran (NYM), lf	3	0	1	0	d-Mora (BAL), 3b	1	0	0	0
f-LoDuca (FLA), c	2	0	0	0	s-Hillenbrand (TOR), 3b	0	0	0	0
Pujols (STL), dh	2	0	1	0	Ortiz (BOS), dh	3	0	2	1
k-C. Lee (MIL), ph-dh	3	0	0	1	r-Sweeney (KC), ph-dh	1	0	0	0
D. Lee (CHC), 1b	3	0	1	0	M. Ramirez (BOS), lf	2	0	0	0
p-Ensberg (HOU), 1b	2	0	0	0	c-Anderson (LAA), lf	2	0	0	0
Edmonds (STL), cf-rf	1	0	0	0	Tejada (BAL), ss	3	1	1	2
l-Alou (CHC), ph-rf	1	1	1	0	i-Young (TEX), ss	1	0	1	0
Ramirez (CHC), 3b	2	0	1	0	Guerrero (LAA), rf	3	0	1	0
q-Lopez (CIN), dh	1	0	1	0	m-Soriano (TEX), pr-2b	1	1	0	0
Piazza (NYM), c	2	0	0	0	Teixeira (TEX), 1b	3	1	1	2
g-Cabrera (FLA), lf	2	0	0	1	o-Konerko (CWS), 1b	1	0	0	0
Kent (LA), 2b	1	0	0	0	Varitek (BOS), c	1	1	1	0
a-Castillo (FLA), 2b	3	1	1	0	j-i. Rodriguez (DET), c	1	0	0	0
Eckstein (STL), ss	2	0	0	0	Roberts (BAL), 2b	2	1	1	0
h-A. Jones (ATL), cf	1	2	1	2	n-Sheffield (NYY), ph-rf	1	0	0	0
Totals	35	5	11	5	t-Podsednik (CWS), cf	0	0	0	0
					Totals	32	7	11	7

a-Entered at 2B in 2nd; b-Entered at CF in 4th; c-Entered at LF in 4th; d-Entered at 3B in 5th; e-Entered at SS in 5th; f-Entered at C in 5th; g-Entered at LF in 5th; h-Entered at CF in 5th; i-Entered at SS in 6th; j-Entered at C in 6th; k-Flied out for Pujols in 6th; l-Walked for Edmonds in 6th; m-Ran for Guerrero in 6th; n-Grounded into double play for Roberts in 6th; o-Entered at 1B in 7th; p-Entered at 1B in 7th; q-Entered at 3B in 7th; r-Struck out for Ortiz in 7th; s-Entered at 3B in 8th; t-Entered at CF in 9th; u-Doubled for Rollins in 9th.

E-Colon. **LOB**-National 8, American 4. **2B**-D. Lee, Alou, Gonzalez, Roberts, Young. **HR**-A. Jones, Teixeira, Tejada.

NATIONAL	0.00	0.00	2.12	5	11	0
AMERICAN	0.12	2.02	0.0X	7	11	1

	IP	H	R	ER	BB	SO	AMERICAN	IP	H	R	ER	BB	SO
Carpenter	1.0	2	0	0	0	0	Buehrle (W)	2.0	3	0	0	0	3
Smoltz (L)	1.0	2	1	1	0	0	Colon	1.0	1	0	0	0	0
Oswalt	1.0	2	2	2	1	1	Santana	1.0	1	0	0	1	0
Hernandez	1.0	2	2	2	1	0	Clement	1.0	0	0	0	1	1
Clemens	1.0	0	0	0	0	0	Garland	1.0	0	0	0	2	0
Willis	1.0	2	2	2	1	0	Rogers	1.0	3	2	2	0	1
Lidge	1.0	0	0	0	0	3	Nathan	1.0	2	1	1	0	0
Peavy	0.2	1	0	0	0	1	Wickman	0.0	0	1	1	1	0
C. Cordero	0.1	0	0	0	0	1	Ryan	0.2	1	1	1	0	0
							Rivera (S)	0.1	0	0	0	0	1

T-2:41. A-41,617. UMPIRES-West, T. Welke, Cooper, DiMuro, Bucknor, Fletcher




TIGERS ALL-STAR GAME SELECTIONS

1933 Charlie Gehringer (2B)	1948 Hoot Evers (OF) George Kell† (3B)	1961 (Game Two) Jim Bunning (P) Norm Cash (1B) Al Kaline (OF)	1975 Bill Freehan† (C)	1994 Travis Fryman (3B)
1934 Tommy Bridges† (P) Mickey Cochrane (C)	Pat Mullin (OF) Hal Newhouser (P)	1962 (Game One) Hank Aguirre† (P) Jim Bunning (P) Rocky Colavito (OF)	1976 Mark Fidrych (P)	Mickey Tettleton (C)
Charlie Gehringer (2B)	1949 George Kell (3B)	1962 (Game Two) Hank Aguirre (P) Jim Bunning† (P) Rocky Colavito (OF)	Ron LeFlore (OF)	1995 David Wells (P)
1935 Tommy Bridges† (P) Mickey Cochrane† (C)	1950 Hoot Evers (OF) Ted Gray (P)	1963 Jim Bunning (P)	Rusty Staub (OF)	1996 Travis Fryman (3B)
Charlie Gehringer (2B)	Art Houtteman (P)	Al Kaline (OF)	1977 Mark Fidrych* (P)	1997 Justin Thompson (P)
Schoolboy Rowe† (P)	George Kell (3B)	1964 Bill Freehan† (C) Al Kaline* (OF)	1978 Jason Thompson (1B)	1998 Damion Easley (2B)
1936 Tommy Bridges* (P)	1951 Fred Hutchinson (P)	1965 Bill Freehan (C)	1979 Steve Kemp (OF)	1999 Brad Ausmus (C)
Charlie Gehringer (2B)	George Kell (3B)	Willie Horton (OF)	1980 Lance Parrish (C)	2000 Todd Jones (P)
Goose Goslin (OF)	1952 Vic Wertz† (OF)	Al Kaline (OF)	1981 Jack Morris (P)	2001 Tony Clark (1B)
Schoolboy Rowe (P)	1953 Harvey Kuenn (SS)	1966 Norm Cash (1B)	1982 Lance Parrish (C)	2002 Robert Fick (OF)
1937 Tommy Bridges (P)	1954 Ray Boone (3B)	1967 Bill Freehan (C)	1983 Aurelio Lopez† (P)	2003 Dmitri Young† (OF)
Charlie Gehringer (2B)	Harvey Kuenn (SS)	Willie Horton (OF)	Lance Parrish (C)	2004 Carlos Guillen† (SS)
Hank Greenberg† (1B)	1955 Billy Hoef† (P)	Al Kaline (OF)	Lou Whitaker (2B)	Ivan Rodriguez (C)
Gee Walker* (OF)	1956 Ray Boone (3B)	Dick McAuliffe (SS)	1984 Willie Hernandez (P)	2005 Ivan Rodriguez (C)
1938 Charlie Gehringer (2B)	Al Kaline (OF)	Denny McLain (P)	Chet Lemon (OF)	2006 Magglio Ordonez (OF)
Hank Greenberg* (1B)	Harvey Kuenn (SS)	1968 Bill Freehan (C)	Jack Morris (P)	Ivan Rodriguez (C)
Vern Kennedy† (P)	1957 Jim Bunning (P)	Al Kaline* (OF)	Lance Parrish (C)	Kenny Rogers (P)
Rudy York (C)	Al Kaline (OF)	Dick McAuliffe (SS)	Alan Trammell* (SS)	2007 Carlos Guillen (SS)
1939 Tommy Bridges (P)	Harvey Kuenn (SS)	1969 Bill Freehan (C)	Lou Whitaker (2B)	2008 Carlos Guillen (3B)
Hank Greenberg (1B)	1958 Al Kaline (OF)	Willie Horton (OF)	1985 Willie Hernandez† (P)	2009 Curtis Granderson (OF)
Bobo Newsom† (P)	1959 (Game One) Jim Bunning (P)	Denny McLain (P)	Jack Morris (P)	Magglio Ordonez (OF)
1940 Tommy Bridges† (P)	Al Kaline (OF)	Don Wert (3B)	Lance Parrish* (C)	Placido Polanco (2B)
Hank Greenberg (1B)	Harvey Kuenn (OF)	1970 Bill Freehan (C)	Dan Petry (P)	Ivan Rodriguez (C)
Bobo Newsom (P)	1960 (Game One) Mickey Lolich† (P)	Willie Horton (OF)	Alan Trammell (SS)	Justin Verlander (P)
1941 Al Benton† (P)	1960 (Game Two) Al Kaline (OF)	Don Wert (3B)	Lou Whitaker (2B)	2008 Carlos Guillen (3B)
Birdie Tebbetts† (C)	1961 (Game One) Al Kaline (OF)	1971 Norm Cash (1B)	1986 Willie Hernandez (P)	2009 Curtis Granderson (OF)
Rudy York (1B)	Harvey Kuenn (SS)	1972 Norm Cash (1B)	Lance Parrish (C)	Brandon Inge (3B)
1942 Al Benton (P)	Charlie Maxwell (OF)	1973 Bill Freehan (C)	Lou Whitaker (2B)	Edwin Jackson (P)
Hal Newhouser† (P)	1957 Jim Bunning (P)	Willie Horton (OF)	1987 Jack Morris (P)	Justin Verlander† (P)
Birdie Tebbetts (C)	Al Kaline (OF)	Don Wert (3B)	Matt Nokes (C)	2010 Miguel Cabrera (1B)
Rudy York (1B)	1958 Al Kaline (OF)	1969 Bill Freehan (C)	Alan Trammell (SS)	Jose Valverde (P)
1943 Hal Newhouser (P)	1959 (Game One) Jim Bunning (P)	1970 Willie Horton (OF)	Lou Whitaker (2B)	Justin Verlander (P)
Dick Wakefield (OF)	Al Kaline (OF)	1971 Norm Cash (1B)	1988 Doyle Alexander† (P)	
Rudy York (1B)	1960 (Game One) Al Kaline (OF)	1972 Norm Cash (1B)	Alan Trammell* (SS)	
1944 Pinky Higgins (3B)	1960 (Game Two) Al Kaline (OF)	1973 Ed Brinkman (SS)	1989 Mike Henneman† (P)	
Hal Newhouser (P)	1961 (Game One) Jim Bunning (P)	1974 John Hiller† (P)	1990 Cecil Fielder (1B)	
Dick Wakefield (OF)	Norm Cash (1B)	Al Kaline (OF)	1991 Cecil Fielder (1B)	
Rudy York (1B)	Al Kaline (OF)	Mickey Lolich (P)	1992 Travis Fryman (SS)	
1945 Hank Greenberg† (1B)	Frank Lary (P)	1975 Norm Cash (1B)	1993 Cecil Fielder (1B)	
1946 Hal Newhouser (P)	1960 (Game One) Al Kaline (OF)	1976 Bill Freehan (C)	Travis Fryman (SS)	
1947 George Kell (3B)	1961 (Game One) Al Kaline (OF)	Mickey Lolich (P)		
Pat Mullin† (OF)	1962 (Game One) Al Kaline (OF)	1977 Norm Cash (1B)		
Hal Newhouser (P)	1962 (Game Two) Al Kaline (OF)	1978 Norm Cash (1B)		
Dizzy Trout† (P)	1963 Al Kaline (OF)	1979 Cecil Fielder (1B)		
	1964 Al Kaline (OF)	1980 Cecil Fielder (1B)		
	1965 Al Kaline (OF)	1981 Cecil Fielder (1B)		
	1966 Al Kaline (OF)	1982 Cecil Fielder (1B)		
	1967 Al Kaline (OF)	1983 Cecil Fielder (1B)		
	1968 Al Kaline (OF)	1984 Cecil Fielder (1B)		
	1969 Al Kaline (OF)	1985 Cecil Fielder (1B)		
	1970 Al Kaline (OF)	1986 Cecil Fielder (1B)		
	1971 Al Kaline (OF)	1987 Cecil Fielder (1B)		
	1972 Al Kaline (OF)	1988 Cecil Fielder (1B)		
	1973 Al Kaline (OF)	1989 Cecil Fielder (1B)		
	1974 Al Kaline (OF)	1990 Cecil Fielder (1B)		
	1975 Al Kaline (OF)	1991 Cecil Fielder (1B)		
	1976 Al Kaline (OF)	1992 Cecil Fielder (1B)		
	1977 Al Kaline (OF)	1993 Cecil Fielder (1B)		
	1978 Al Kaline (OF)	1994 Cecil Fielder (1B)		
	1979 Al Kaline (OF)	1995 Cecil Fielder (1B)		
	1980 Al Kaline (OF)	1996 Cecil Fielder (1B)		
	1981 Al Kaline (OF)	1997 Cecil Fielder (1B)		
	1982 Al Kaline (OF)	1998 Cecil Fielder (1B)		
	1983 Al Kaline (OF)	1999 Cecil Fielder (1B)		
	1984 Al Kaline (OF)	2000 Cecil Fielder (1B)		
	1985 Al Kaline (OF)	2001 Cecil Fielder (1B)		
	1986 Al Kaline (OF)	2002 Cecil Fielder (1B)		
	1987 Al Kaline (OF)	2003 Cecil Fielder (1B)		
	1988 Al Kaline (OF)	2004 Cecil Fielder (1B)		
	1989 Al Kaline (OF)	2005 Cecil Fielder (1B)		
	1990 Al Kaline (OF)	2006 Cecil Fielder (1B)		
	1991 Al Kaline (OF)	2007 Cecil Fielder (1B)		
	1992 Al Kaline (OF)	2008 Cecil Fielder (1B)		
	1993 Al Kaline (OF)	2009 Cecil Fielder (1B)		
	1994 Al Kaline (OF)	2010 Cecil Fielder (1B)		

Note: No game was played in 1945, although teams were selected

Bold Voted to start or started
*Selected but replaced due to injury
† Selected but did not appear in game

TIGERS POST-SEASON HISTORY





1907 WORLD SERIES

Chicago (NL) 4 -- Detroit (AL) 0

GAME 1 • OCT. 8, 1907

					R	H	E
DETROIT	0 0 0	0 0 0	0 3 0	0 0 0	3	9	3
CHICAGO	0 0 0	1 0 0	0 0 2	0 0 0	3	10	5

Pitchers: Donovan vs. Overall, Reulbach (10)
Attendance: 24,377

GAME 2 • OCT. 9, 1907

					R	H	E
DETROIT	0 1 0	0 0 0	0 0 0		1	10	1
CHICAGO	0 1 0	2 0 0	0 0 x		3	8	1

Pitchers: MULLIN vs. PFIESTER
Attendance: 21,901

GAME 3 • OCT. 10, 1907

					R	H	E
DETROIT	0 0 0	0 0 1	0 0 0		1	6	1
CHICAGO	0 1 0	3 1 0	0 0 x		5	10	1

Pitchers: SIEVER, Killian (5) vs. REULBACH
Attendance: 13,114

GAME 4 • OCT. 11, 1907

					R	H	E
CHICAGO	0 0 0	0 2 0	3 0 1		6	7	2
DETROIT	0 0 0	1 0 0	0 0 0		1	5	2

Pitchers: OVERALL vs. DONOVAN
Attendance: 11,306

GAME 5 • OCT. 12, 1907

					R	H	E
CHICAGO	1 1 0	0 0 0	0 0 0		2	7	1
DETROIT	0 0 0	0 0 0	0 0 0		0	7	2

Pitchers: BROWN vs. MULLIN
Attendance: 7,370

TIGERS STATISTICS FROM THE 1907 WORLD SERIES

Player	AVG	G	AB	R	H	TB	2B	3B	HR	RBI	SH	SF	HB	BB	SO	SB	CS	OBP	SLG	E
Archer, Jimmy	.000	1	3	0	0	0	0	0	0	0	0	0	0	0	1	0	0	.000	.000	0
Cobb, Ty	.200	5	20	1	4	6	0	1	0	0	0	0	1	0	3	0	1	.238	.300	0
Coughlin, Bill	.250	5	20	0	5	5	0	0	0	0	0	0	0	1	4	1	0	.286	.250	2
Crawford, Sam	.238	5	21	1	5	6	1	0	0	3	0	0	0	0	3	0	0	.238	.286	0
Donovan, Wild Bill	.000	2	8	0	0	0	0	0	0	0	0	0	0	0	3	0	0	.000	.000	0
Jones, Davy	.353	5	17	1	6	6	0	0	0	0	1	0	0	4	0	3	1	.476	.353	1
Killian, Ed	.500	1	2	1	1	1	0	0	0	0	0	0	0	0	0	0	0	.500	.500	0
Mullin, George	.000	2	6	0	0	0	0	0	0	0	0	0	0	0	1	0	0	.000	.000	0
O'Leary, Charley	.059	5	17	0	1	1	0	0	0	0	1	0	0	1	3	0	1	.111	.059	2
Payne, Fred	.250	2	4	0	1	1	0	0	0	1	0	0	0	0	0	1	0	.250	.250	1
Rossmann, Claud	.400	5	20	1	8	10	0	1	0	2	0	0	0	1	0	1	0	.429	.500	1
Schaefer, Germany	.143	5	21	1	3	3	0	0	0	0	1	0	0	0	3	0	2	.143	.143	0
Schmidt, Boss	.167	4	12	0	2	2	0	0	0	0	0	0	0	2	1	0	0	.286	.167	2
Siever, Ed	.000	1	1	0	0	0	0	0	0	0	0	0	0	0	0	0	0	.000	.000	0
Totals	.209	5	172	6	36	41	1	2	0	6	3	0	1	9	22	6	5	.253	.238	9
Pitcher	W-L	ERA	G	GS	CG	SHO	SV	IP	H	AB	R	ER	HR	HB	BB	SO	WP	BK	AVG	
Donovan, Wild Bill	0-1	1.71	2	2	2	0	0	21.0	17	72	9	4	0	3	5	16	0	0	.236	
Mullin, George	0-2	2.12	2	2	2	0	0	17.0	16	62	5	4	0	1	6	8	0	0	.258	
Killian, Ed	0-0	2.25	1	0	0	0	0	4.0	3	15	1	1	0	0	1	1	0	0	.200	
Siever, Ed	0-1	4.50	1	1	0	0	0	4.0	7	18	4	2	0	0	0	1	0	0	.389	
Totals	0-4	2.15	5	5	4	0	0	46.0	43	167	19	11	0	4	12	26	0	0	.257	

TIGERS IN THE HALL OF FAME GAME

July 10, 1944

New York Giants Postponed
TIGERS Rain

June 13, 1946

New York Giants 9 13 0
TIGERS 5 10 1

(Attendance: 9,681)

July 23, 1956

TIGERS 10 15 2
New York Giants 11 17 5

(Attendance: 8,500)

July 22, 1968

Pittsburgh Pirates 1 7 1
TIGERS 10 13 5

(Attendance: 9,866)

August 7, 1978

New York Mets 4 7 0
TIGERS 4 5 2
(Attendance: 9,980) (6 inn.)

August 13, 1984

TIGERS 7 10 3
Atlanta Braves 5 9 0

(Attendance: 9,791)

July 31, 1995

TIGERS 6 8 0
Chicago Cubs 8 15 2

(Attendance: 9,791)

May 23, 2005

Boston Red Sox 4 9 1
TIGERS 6 11 0

(Attendance: 9,773)



Chicago (NL) 4 -- Detroit (AL) 1

GAME 1 • OCT. 10, 1908

				R	H	E
CHICAGO	004	000	105	10	14	2
DETROIT	100	000	320	6	10	3

Pitchers: Reulbach, Overall (7), BROWN (8) vs. Killian, SUMMERS (3)

Attendance: 10,812

GAME 2 • OCT. 11, 1908

				R	H	E
DETROIT	000	000	001	1	4	1
CHICAGO	000	000	06x	6	7	0

Pitchers: DONOVAN vs. OVERALL

HR: Tinker (CHC)

Attendance: 17,760

GAME 3 • OCT. 12, 1908

				R	H	E
DETROIT	100	005	020	8	12	4
CHICAGO	000	300	000	3	7	0

Pitchers: MULLIN vs. PFEISTER, Reulbach (9)

Attendance: 14,543

GAME 4 • OCT. 13, 1908

				R	H	E
CHICAGO	002	000	001	3	10	0
DETROIT	000	000	000	0	4	1

Pitchers: BROWN vs. SUMMERS, Winter (9)

Attendance: 12,907

GAME 5 • OCT. 14, 1908

				R	H	E
CHICAGO	100	010	000	2	10	0
DETROIT	000	000	000	0	3	0

Pitchers: OVERALL vs. DONOVAN

Attendance: 6,210

TIGERS STATISTICS FROM THE 1908 WORLD SERIES

Player	AVG	G	AB	R	H	TB	2B	3B	HR	RBI	SH	SF	HB	BB	SO	SB	CS	OBP	SLG	E
Cobb, Ty	.368	5	19	3	7	8	1	0	0	4	1	0	0	1	2	2	1	.400	.421	1
Coughlin, Bill	.125	3	8	0	1	1	0	0	0	1	0	1	1	0	1	0	0	.200	.125	1
Crawford, Sam	.238	5	21	2	5	6	1	0	0	1	0	0	0	1	2	0	0	.273	.286	0
Donovan, Wild Bill	.000	2	4	0	0	0	0	0	0	0	1	0	0	1	1	1	0	.200	.000	1
Downs, Red	.167	2	6	1	1	2	1	0	0	1	0	0	0	1	2	0	0	.286	.333	1
Jones, Davy	.000	3	2	1	0	0	0	0	0	0	0	0	0	1	1	0	0	.333	.000	0
McIntyre, Matty	.222	5	18	2	4	5	1	0	0	0	0	0	1	3	2	1	0	.364	.278	1
Mullin, George	.333	1	3	1	1	1	0	0	0	1	0	0	0	1	0	0	0	.500	.333	0
O'Leary, Charley	.158	5	19	2	3	3	0	0	0	0	1	0	0	0	3	0	0	.158	.158	1
Rossman, Claud	.211	5	19	3	4	4	0	0	0	3	0	0	0	1	4	1	0	.250	.211	2
Schaefer, Germany	.125	5	16	0	2	2	0	0	0	0	1	0	0	1	4	1	1	.176	.125	1
Schmidt, Boss	.071	4	14	0	1	1	0	0	0	1	0	0	0	0	2	0	0	.071	.071	0
Summers, Ed	.200	2	5	0	1	1	0	0	0	1	0	0	0	0	2	0	0	.200	.200	0
Thomas, Ira	.500	2	4	0	2	3	1	0	0	1	0	0	0	1	0	0	0	.600	.750	0
Totals	.203	5	158	15	32	37	5	0	0	14	4	1	2	12	26	6	2	.266	.234	9
Pitcher	W-L	ERA	G	GS	CG	SHO	SV	IP	H	AB	R	ER	HR	HB	BB	SO	WP	BK	AVG	
Donovan, Wild Bill	0-2	4.24	2	2	2	0	0	17.0	17	60	8	8	1	0	4	10	1	0	.283	
Killian, Ed	0-2	11.57	1	1	0	0	0	2.1	5	12	4	3	0	0	3	1	0	0	.417	
Mullin, George	1-0	0.00	1	1	1	0	0	9.0	7	32	3	0	0	0	1	8	0	0	.219	
Summers, Ed	0-2	4.30	2	1	0	0	0	14.2	18	56	8	7	0	0	4	7	0	0	.321	
Winter, George	0-0	0.00	1	0	0	0	0	1.0	1	4	1	0	0	0	1	0	0	0	.250	
Totals	1-4	3.68	5	5	3	0	0	44.0	48	164	24	18	1	0	13	26	1	0	.293	



1909 WORLD SERIES

Pittsburgh (NL) 4 -- Detroit (AL) 3

GAME 1 • OCT. 8, 1909

DETROIT	1 00 000 000	R	H	E
PITTSBURGH	000 121 00x	4	5	0

Pitchers: MULLIN vs. ADAMS

HR: Clarke (PIT)

Attendance: 29,264

GAME 2 • OCT. 9, 1909

DETROIT	023 020 000	R	H	E
PITTSBURGH	200 000 000	7	9	2

Pitchers: DONOVAN vs. CAMNITZ, Willis (3)

Attendance: 30,915

GAME 3 • OCT. 11, 1909

PITTSBURGH	510 000 002	R	H	E
DETROIT	000 000 402	8	10	2

Pitchers: MADDOX vs. SUMMERS, Willett (1), Works (8)

Attendance: 18,277

GAME 4 • OCT. 12, 1909

PITTSBURGH	000 000 000	R	H	E
DETROIT	020 300 00x	0	5	6

Pitchers: LEIFIELD, Phillippe (5) vs. MULLIN

Attendance: 17,036

GAME 5 • OCT. 13, 1909

DETROIT	100 002 010	R	H	E
PITTSBURGH	111 000 41x	4	6	1

Pitchers: SUMMERS, Willett (8) vs. ADAMS

HR: D. Jones (DET), Crawford (DET), Clarke (PIT)

Attendance: 21,706

GAME 6 • OCT. 14, 1909

PITTSBURGH	300 000 001	R	H	E
DETROIT	100 211 00x	4	8	1

Pitchers: WILLIS, Camnitz (6), Phillippe (7) vs. MULLIN

Attendance: 10,535

GAME 7 • OCT. 16, 1909

PITTSBURGH	020 203 010	R	H	E
DETROIT	000 000 000	8	7	0

Pitchers: ADAMS vs. DONOVAN, Mullin (4)

Attendance: 17,562

TIGERS STATISTICS FROM THE 1909 WORLD SERIES

Player	AVG	G	AB	R	H	TB	2B	3B	HR	RBI	SH	SF	HB	BB	SO	SB	CS	OBP	SLG	E
Bush, Donie	.261	7	23	5	6	7	1	0	0	3	2	0	2	5	3	1	2	.433	.304	5
Cobb, Ty	.231	7	26	3	6	9	3	0	0	5	0	0	1	2	2	2	1	.310	.346	1
Crawford, Sam	.250	7	28	4	7	13	3	0	1	4	0	0	0	1	1	1	0	.276	.464	2
Delahanty, Jim	.346	7	26	2	9	13	4	0	0	4	0	0	1	2	5	0	0	.414	.500	2
Donovan, Wild Bill	.000	2	4	0	0	0	0	0	0	0	0	0	0	0	1	0	0	.000	.000	1
Jones, Davy	.233	7	30	6	7	10	0	0	1	1	0	0	0	2	1	1	2	.281	.333	1
Jones, Tom	.250	7	24	3	6	7	1	0	0	2	1	0	0	2	0	1	0	.308	.292	1
McIntyre, Matty	.000	4	3	0	0	0	0	0	0	0	0	0	0	0	1	0	0	.000	.000	0
Moriarty, George	.273	7	22	4	6	7	1	0	0	1	0	0	0	3	1	0	1	.360	.318	0
Mullin, George	.188	6	16	1	3	4	1	0	0	0	0	0	0	1	3	0	0	.235	.250	0
O'Leary, Charley	.000	1	3	0	0	0	0	0	0	0	0	0	0	0	0	0	0	.000	.000	0
Schmidt, Boss	.222	6	18	0	4	6	2	0	0	4	0	0	0	2	0	0	0	.300	.333	4
Stanage, Oscar	.200	2	5	0	1	1	0	0	0	2	1	0	0	0	2	0	0	.200	.200	0
Summers, Ed	.000	2	3	0	0	0	0	0	0	0	0	0	0	0	2	0	0	.000	.000	0
Willett, Ed	.000	2	2	0	0	0	0	0	0	0	0	0	0	0	0	0	0	.000	.000	1
Totals	.236	7	233	28	55	77	16	0	2	26	4	0	4	20	22	6	6	.307	.330	18
Pitcher	W-L	ERA	G	GS	CG	SHO	SV	IP	H	AB	R	ER	HR	HB	BB	SO	WP	BK	AVG	
Donovan, Wild Bill	1-1	3.00	2	2	1	0	0	12.0	7	38	4	4	0	1	8	7	0	0	.184	
Mullin, George	2-1	2.25	4	3	3	1	0	32.0	23	117	14	8	1	2	8	20	0	0	.197	
Summers, Ed	0-2	8.59	2	2	0	0	0	7.1	13	34	13	7	1	1	4	4	2	0	.382	
Willett, Ed	0-0	0.00	2	0	0	0	0	7.2	3	25	1	0	0	2	0	1	0	0	.120	
Works, Ralph	0-0	9.00	1	0	0	0	0	2.0	4	9	2	2	0	0	0	2	0	0	.444	
Totals	3-4	3.10	7	7	4	1	0	61.0	50	223	34	21	2	6	20	34	2	0	.224	



St. Louis (NL) 4 -- Detroit (AL) 3

POST-SEASON

GAME 1 • OCT. 3, 1934

				R	H	E
ST LOUIS	0	2	1	0	14	0
DETROIT	0	0	1	0	10	0

Pitchers: D. DEAN vs. CROWDER, Marberry (6), Hogsett (6)
HR: Medwick (STL), Greenberg (DET)
Attendance: 42,505

GAME 2 • OCT. 4, 1934

				R	H	E
ST LOUIS	0	1	1	0	0	0
DETROIT	0	0	0	1	0	0

Pitchers: Hallahan, WALKER (9) vs. ROWE
Attendance: 43,451

GAME 3 • OCT. 5, 1934

				R	H	E
DETROIT	0	0	0	0	0	1
ST LOUIS	1	1	0	2	0	0

Pitchers: BRIDGES, Hogsett (5) vs. P. DEAN
Attendance: 34,073

GAME 4 • OCT. 6, 1934

				R	H	E
DETROIT	0	0	3	1	0	0
ST LOUIS	0	1	1	0	0	0

Pitchers: AUKER vs. Carleton, Vance (3), WALKER (5),
 Haines (8), Mooney (9)
Attendance: 37,492

GAME 5 • OCT. 7, 1934

				R	H	E
DETROIT	0	1	0	0	0	0
ST LOUIS	0	0	0	0	1	0

Pitchers: BRIDGES vs. D. DEAN, Carleton (9)
HR: Gehring (DET), Delancey (STL)
Attendance: 38,536

GAME 6 • OCT. 8, 1934

				R	H	E
ST LOUIS	1	0	0	2	1	0
DETROIT	0	0	1	0	0	0

Pitchers: P. DEAN vs. ROWE
Attendance: 44,551

GAME 7 • OCT. 9, 1934

				R	H	E
ST LOUIS	0	0	7	0	2	0
DETROIT	0	0	0	0	0	0

Pitchers: D. DEAN vs. AUKER, Rowe (3), Hogsett (3),
 Bridges (4), Marberry (8), Crowder (9)
Attendance: 40,902

TIGERS STATISTICS FROM THE 1934 WORLD SERIES

Player	AVG	G	AB	R	H	TB	2B	3B	HR	RBI	SH	SF	HB	BB	SO	SB	CS	OBP	SLG	E
Auker, Eldon	.000	2	4	0	0	0	0	0	0	0	1	0	0	0	2	0	0	.000	.000	0
Bridges, Tommy	.143	3	7	0	1	1	0	0	0	0	0	0	0	1	4	0	0	.250	.143	0
Cochrane, Mickey	.214	7	28	2	6	7	1	0	0	1	1	0	0	4	3	0	0	.313	.250	0
Crowder, General	.000	2	1	0	0	0	0	0	0	0	0	0	0	0	0	0	0	.000	.000	0
Doljack, Frank	.000	2	2	0	0	0	0	0	0	0	0	0	0	0	0	0	0	.000	.000	0
Fox, Pete	.286	7	28	1	8	14	6	0	0	2	0	0	0	1	4	0	0	.310	.500	0
Gehring, Charlie	.379	7	29	5	11	15	1	0	1	2	1	0	0	3	0	1	0	.438	.517	3
Goslin, Goose	.241	7	29	2	7	8	1	0	0	2	1	0	0	3	1	0	1	.313	.276	2
Greenberg, Hank	.321	7	28	4	9	16	2	1	1	7	0	0	0	4	9	1	0	.406	.571	1
Hayworth, Ray	.000	1	0	0	0	0	0	0	0	0	0	0	0	0	0	0	0	.000	.000	0
Hogsett, Chief	.000	3	3	0	0	0	0	0	0	0	0	0	0	0	1	0	0	.000	.000	0
Owen, Marv	.069	7	29	0	2	2	0	0	0	1	0	0	1	0	5	1	0	.100	.069	2
Rogell, Billy	.276	7	29	3	8	9	1	0	0	4	0	0	0	1	4	1	0	.300	.310	3
Rowe, Schoolboy	.000	3	7	0	0	0	0	0	0	0	2	0	0	0	5	0	0	.000	.000	0
Walker, Gee	.333	3	3	0	1	1	0	0	0	1	0	0	0	0	1	0	1	.333	.333	0
White, Jo-Jo	.130	7	23	6	3	3	0	0	0	0	0	0	1	8	4	1	2	.375	.130	1
Totals	.224	7	250	23	56	76	12	1	2	20	6	0	2	25	43	5	4	.300	.304	12
Pitcher	W-L	ERA	G	GS	CG	SHO	SV	IP	H	AB	R	ER	HR	HB	BB	SO	WP	BK	AVG	
Auker, Eldon	1-1	5.56	2	2	1	0	0	11.1	16	46	8	7	0	0	5	2	0	0	.348	
Bridges, Tommy	1-1	3.63	3	2	1	0	0	17.1	21	73	9	7	1	1	1	12	1	0	.288	
Crowder, General	0-1	1.50	2	1	0	0	0	6.0	6	28	4	1	1	0	1	2	0	0	.214	
Hogsett, Chief	0-0	1.23	3	0	0	0	0	7.1	6	26	1	1	0	0	3	3	0	0	.231	
Marberry, Firpo	0-0	21.60	2	0	0	0	0	1.2	5	9	4	4	0	0	1	0	0	0	.556	
Rowe, Schoolboy	1-1	2.95	3	2	2	0	0	21.1	19	80	8	7	0	0	0	12	0	0	.238	
Totals	3-4	3.74	7	7	4	0	0	65.0	73	262	34	27	2	1	11	31	1	0	.279	



1935 WORLD SERIES

Detroit (AL) 4 -- Chicago (NL) 2

GAME 1 • OCT. 2, 1935

					R	H	E
CHICAGO	2	0	0	0	0	1	3
DETROIT	0	0	0	0	0	0	4

Pitchers: WARNEKE vs. ROWE

HR: Demaree (CHC)

Attendance: 47,391

GAME 2 • OCT. 3, 1935

					R	H	E
CHICAGO	0	0	0	1	0	2	3
DETROIT	4	0	3	0	1	0	8

Pitchers: ROOT, Henshaw (1), Kowalik (4) vs. BRIDGES

HR: Greenberg (DET)

Attendance: 46,742

GAME 3 • OCT. 4, 1935

					R	H	E
DETROIT	0	0	0	1	0	4	6
CHICAGO	0	2	0	1	0	0	5

Pitchers: Auker, Hogsett (7), ROWE (8) vs. Lee, Warneke (8),

FRENCH (10)

HR: Demaree (CHC)

Attendance: 45,532

GAME 4 • OCT. 5, 1935

					R	H	E
DETROIT	0	0	1	0	0	0	2
CHICAGO	0	1	0	0	0	0	1

Pitchers: CROWDER vs. CARLETON, Root (8)

HR: Hartnett (CHC)

Attendance: 49,350

GAME 5 • OCT. 6, 1935

					R	H	E
DETROIT	0	0	0	0	0	1	1
CHICAGO	0	2	0	0	1	0	3

Pitchers: ROWE vs. WARNEKE, Lee (7)

HR: Klein (CHC)

Attendance: 49,237

GAME 6 • OCT. 7, 1935

					R	H	E
CHICAGO	0	0	1	0	0	0	3
DETROIT	1	0	0	1	0	0	4

Pitchers: FRENCH vs. BRIDGES

HR: Herman (CHC)

Attendance: 48,420

TIGERS STATISTICS FROM THE 1935 WORLD SERIES

Player	AVG	G	AB	R	H	TB	2B	3B	HR	RBI	SH	SF	HB	BB	SO	SB	CS	OBP	SLG	E
Auker, Eldon	.000	1	2	0	0	0	0	0	0	0	0	0	0	0	1	0	0	.000	.000	0
Bridges, Tommy	.125	2	8	1	1	1	0	0	0	1	0	0	0	0	3	0	0	.125	.125	0
Clifton, Flea	.000	4	16	1	0	0	0	0	0	0	0	0	0	2	4	0	0	.111	.000	1
Cochrane, Mickey	.292	6	24	3	7	8	1	0	0	1	0	0	0	4	1	0	0	.393	.333	1
Crowder, General	.333	1	3	1	1	1	0	0	0	0	0	0	0	1	0	0	0	.500	.333	0
Fox, Pete	.385	6	26	1	10	15	3	1	0	4	0	0	0	0	1	0	0	.385	.577	1
Gehring, Charlie	.375	6	24	4	9	12	3	0	0	4	1	0	0	2	1	1	0	.423	.500	0
Goslin, Goose	.273	6	22	2	6	7	1	0	0	3	0	0	0	5	0	0	0	.407	.318	1
Greenberg, Hank	.167	2	6	1	1	4	0	0	1	2	0	0	1	1	0	0	0	.375	.667	3
Owen, Marv	.050	6	20	2	1	1	0	0	0	1	1	0	1	2	3	0	0	.174	.050	1
Rogell, Billy	.292	6	24	1	7	9	2	0	0	1	0	0	0	2	5	0	1	.346	.375	0
Rowe, Schoolboy	.250	3	8	0	2	3	1	0	0	0	0	0	0	0	1	0	0	.250	.375	1
Walker, Gee	.250	3	4	1	1	1	0	0	0	0	1	0	0	1	0	0	0	.400	.250	0
White, Jo-Jo	.263	5	19	3	5	5	0	0	0	1	0	0	0	5	7	0	0	.417	.263	0
Totals	.248	6	206	21	51	67	11	1	1	18	3	0	2	25	27	1	1	.335	.325	9
Pitcher	W-L	ERA	G	GS	CG	SHO	SV	IP	H	AB	R	ER	HR	HB	BB	SO	WP	BK	AVG	
Auker, Eldon	0-0	3.00	1	1	0	0	0	6.0	6	21	3	2	1	0	2	1	0	0	.286	
Bridges, Tommy	2-0	2.50	2	2	2	0	0	18.0	18	70	6	5	1	0	4	9	0	0	.257	
Crowder, General	1-0	1.00	1	1	1	0	0	9.0	5	31	1	1	1	0	3	5	0	0	.161	
Hogsett, Chief	0-0	0.00	1	0	0	0	0	1.0	0	2	0	0	0	1	1	0	0	0	.000	
Rowe, Schoolboy	1-2	2.57	3	2	2	0	0	21.0	19	78	8	6	2	0	1	14	0	0	.244	
Totals	4-2	2.29	6	6	5	0	0	55.0	48	202	18	14	5	1	11	29	0	0	.238	

1940 WORLD SERIES



Cincinnati (NL) 4 -- Detroit (AL) 3

POST-SEASON

GAME 1 • OCT. 2, 1940

				R	H	E
DETROIT	0 5 0	0 2 0	0 0 0	7	10	1
CINCINNATI	0 0 0	1 0 0	0 1 x	2	8	3

Pitchers: NEWSOM vs. DERRINGER, Moore (2), Riddle (9)
 HR: Campbell (DET)
 Attendance: 31,793

GAME 2 • OCT. 3, 1940

				R	H	E
DETROIT	2 0 0	0 0 1	0 0 0	3	3	1
CINCINNATI	0 2 2	1 0 0	0 0 x	5	9	0

Pitchers: ROWE, Gorsica (4) vs. WALTERS
 HR: Ripple (CIN)
 Attendance: 30,640

GAME 3 • OCT. 4, 1940

				R	H	E
CINCINNATI	1 0 0	0 0 0	0 1 2	4	10	1
DETROIT	0 0 0	1 0 0	4 2 x	7	13	1

Pitchers: TURNER, Moore (7), Beggs (8) vs. BRIDGES
 HR: York (DET), Higgins (DET)
 Attendance: 52,877

GAME 4 • OCT. 5, 1940

				R	H	E
CINCINNATI	2 0 1	1 0 0	0 1 0	5	11	1
DETROIT	0 0 1	0 0 1	0 0 0	2	5	1

Pitchers: DERRINGER vs. TROUT, Smith (3), McKain (7)
 Attendance: 54,093

GAME 5 • OCT. 6, 1940

				R	H	E
CINCINNATI	0 0 0	0 0 0	0 0 0	0	3	0
DETROIT	0 0 3	4 0 0	0 1 x	8	13	0

Pitchers: THOMPSON, Moore (4), Vander Meer (5),
 Hutchings (8) vs. NEWSOM
 HR: Greenberg (DET)
 Attendance: 55,189

GAME 6 • OCT. 7, 1940

				R	H	E
DETROIT	0 0 0	0 0 0	0 0 0	0	5	0
CINCINNATI	2 0 0	0 0 1	0 1 x	4	10	2

Pitchers: ROWE, Gorsica (1), Hutchinson (8) vs. WALTERS
 HR: Walters (CIN)
 Attendance: 30,481

GAME 7 • OCT. 8, 1940

				R	H	E
DETROIT	0 0 1	0 0 0	0 0 0	1	7	0
CINCINNATI	0 0 0	0 0 0	2 0 x	2	7	1

Pitchers: NEWSOM vs. DERRINGER
 Attendance: 26,854

TIGERS STATISTICS FROM THE 1940 WORLD SERIES

Player	AVG	G	AB	R	H	TB	2B	3B	HR	RBI	SH	SF	HB	BB	SO	SB	CS	OBP	SLG	E
Averill, Earl	.000	3	3	0	0	0	0	0	0	0	0	0	0	0	0	0	0	.000	.000	0
Bartell, Dick	.269	7	26	2	7	9	2	0	0	3	0	0	0	3	3	0	0	.345	.346	1
Bridges, Tommy	.000	1	3	0	0	0	0	0	0	0	0	0	0	0	1	0	0	.000	.000	0
Campbell, Bruce	.360	7	25	4	9	13	1	0	1	5	1	0	0	4	4	0	2	.448	.520	0
Croucher, Frank	.000	1	0	0	0	0	0	0	0	0	0	0	0	0	0	0	0	.000	.000	0
Fox, Pete	.000	1	1	0	0	0	0	0	0	0	0	0	0	0	0	0	0	.000	.000	0
Gehring, Charlie	.214	7	28	3	6	6	0	0	0	1	0	0	0	2	0	0	0	.267	.214	0
Gorsica, Johnny	.000	2	4	0	0	0	0	0	0	0	0	0	0	0	2	0	0	.000	.000	0
Greenberg, Hank	.357	7	28	5	10	17	2	1	1	6	0	0	0	2	5	0	0	.400	.607	0
Higgins, Mike	.333	7	24	2	8	16	3	1	1	6	0	0	0	3	3	0	0	.407	.667	2
McCosky, Barney	.304	7	23	5	7	8	1	0	0	1	0	0	0	7	0	0	0	.467	.348	0
Newsom, Bobo	.100	3	10	1	1	1	0	0	0	0	2	0	0	0	1	0	0	.100	.100	0
Rowe, Schoolboy	.000	2	1	0	0	0	0	0	0	0	0	0	0	0	1	0	0	.000	.000	0
Smith, Clay	.000	1	1	0	0	0	0	0	0	0	0	0	0	0	1	0	0	.000	.000	0
Sullivan, Billy	.154	5	13	3	2	2	0	0	0	0	0	0	0	5	2	0	0	.389	.154	0
Tebbetts, Birdie	.000	4	11	0	0	0	0	0	0	0	0	0	0	0	0	0	0	.000	.000	1
Trout, Dizzy	.000	1	1	0	0	0	0	0	0	0	0	0	0	0	0	0	0	.000	.000	0
York, Rudy	.231	7	26	3	6	11	0	1	1	2	0	0	0	4	7	0	0	.333	.423	0
Totals	.246	7	228	28	56	83	9	3	4	24	3	0	0	30	30	0	2	.333	.364	4
Pitcher	W-L	ERA	G	GS	CG	SHO	SV	IP	H	AB	R	ER	HR	HB	BB	SO	WP	BK	AVG	
Bridges, Tommy	1-0	3.00	1	1	1	0	0	9.0	10	37	4	3	0	0	1	5	0	0	.270	
Gorsica, Johnny	0-0	0.79	2	0	0	0	0	11.1	6	39	1	1	0	0	4	4	0	0	.154	
Hutchinson, Fred	0-0	9.00	1	0	0	0	0	1.0	1	4	1	1	1	0	1	1	0	0	.250	
McKain, Archie	0-0	3.00	1	0	0	0	0	3.0	4	12	1	1	0	0	0	0	1	0	.333	
Newsom, Bobo	2-1	1.38	3	3	3	1	0	26.0	18	92	4	4	0	0	4	17	0	0	.196	
Rowe, Schoolboy	0-2	17.18	2	2	0	0	0	3.2	12	22	7	7	1	0	1	1	0	0	.545	
Smith, Clay	0-0	2.25	1	0	0	0	0	4.0	1	13	1	1	0	0	3	1	0	0	.077	
Trout, Dizzy	0-1	9.00	1	1	0	0	0	2.0	6	13	3	2	0	0	1	1	0	0	.462	
Totals	3-4	3.00	7	7	4	0	0	60.0	58	232	22	20	2	0	15	30	1	0	.250	



1945 WORLD SERIES

Detroit (AL) 4 -- Chicago (NL) 3

GAME 1 • OCT. 3, 1945

					R	H	E
CHICAGO	4	0	3	0	0	0	0
DETROIT	0	0	0	0	0	6	0

Pitchers: BOROWY vs. NEWHOUSER, Benton (3), Tobin (5), Mueller (8)

HR: Cavarretta (CHC)

Attendance: 54,637

GAME 2 • OCT. 4, 1945

					R	H	E
CHICAGO	0	0	0	1	0	7	0
DETROIT	0	0	0	4	0	7	0

Pitchers: WYSE, Erickson (7) vs. TRUCKS

HR: Greenberg (DET)

Attendance: 53,636

GAME 3 • OCT. 5, 1945

					R	H	E
CHICAGO	0	0	2	0	0	8	0
DETROIT	0	0	0	0	0	1	2

Pitchers: PASSEAU vs. OVERMIRE, Benton (7)

Attendance: 55,500

GAME 4 • OCT. 6, 1945

					R	H	E
DETROIT	0	0	4	0	0	7	1
CHICAGO	0	0	0	1	0	5	1

Pitchers: TROUT vs. PRIM, Derringer (4), Vandenberg (6), Erickson (8)

Attendance: 42,923

GAME 5 • OCT. 7, 1945

					R	H	E
DETROIT	0	0	1	0	0	4	0
CHICAGO	0	0	1	0	0	7	2

Pitchers: NEWHOUSER vs. BOROWY, Vandenberg (6), Chipman (6), Derringer (7), Erickson (9)

Attendance: 43,463

GAME 6 • OCT. 8, 1945

					R	H	E
DETROIT	0	1	0	0	0	2	0
CHICAGO	0	0	0	4	1	2	0

Pitchers: Trucks, Caster (5), Bridges (6), Benton (7), TROUT (8) vs. Passeau, Wyse (7), Prim (8), BOROWY (9)

HR: Greenberg (DET)

Attendance: 41,708

GAME 7 • OCT. 10, 1945

					R	H	E
DETROIT	5	1	0	0	0	1	0
CHICAGO	1	0	0	1	0	0	0

Pitchers: NEWHOUSER vs. BOROWY, Derringer (1), Vandenberg (2), Erickson (6), Passeau (8), Wyse (9)

Attendance: 41,590

TIGERS STATISTICS FROM THE 1945 WORLD SERIES

Player	AVG	G	AB	R	H	TB	2B	3B	HR	RBI	SH	SF	HB	BB	SO	SB	CS	OBP	SLG	E
Borom, Red	.000	2	1	0	0	0	0	0	0	0	0	0	0	0	0	0	0	.000	.000	0
Cramer, Doc	.379	7	29	7	11	11	0	0	4	0	0	1	1	0	1	0	0	.419	.379	0
Cullenbine, Roy	.227	7	22	5	5	7	2	0	4	1	0	0	8	2	1	0	0	.433	.318	0
Eaton, Zeb	.000	1	1	0	0	0	0	0	0	0	0	0	0	1	0	0	0	.000	.000	0
Greenberg, Hank	.304	7	23	7	7	16	3	0	2	7	1	0	1	6	5	0	0	.467	.696	0
Hoover, Joe	.333	1	3	1	1	1	0	0	1	0	0	0	0	0	0	1	0	.333	.333	0
Hostetler, Chuck	.000	3	3	0	0	0	0	0	0	0	0	0	0	0	0	0	0	.000	.000	0
Maier, Bob	1.000	1	1	0	1	1	0	0	0	0	0	0	0	0	0	0	0	1.000	1.000	0
Mayo, Eddie	.250	7	28	4	7	8	1	0	2	0	0	0	3	2	0	0	0	.323	.286	2
McHale, John	.000	3	3	0	0	0	0	0	0	0	0	0	0	1	0	0	0	.000	.000	0
Mierkowicz, Ed	.000	1	0	0	0	0	0	0	0	0	0	0	0	0	0	0	0	.000	.000	0
Newhouser, Hal	.000	3	8	0	0	0	0	0	1	0	0	0	1	1	0	0	0	.111	.000	1
Outlaw, Jimmy	.179	7	28	1	5	5	0	0	3	1	0	0	2	1	1	0	0	.233	.179	0
Overmire, Stubby	.000	1	1	0	0	0	0	0	0	0	0	0	0	0	0	0	0	.000	.000	0
Richards, Paul	.211	7	19	0	4	6	2	0	6	0	0	0	4	3	0	0	0	.348	.316	1
Swift, Bob	.250	3	4	1	1	1	0	0	0	0	0	0	2	0	0	0	0	.500	.250	0
Tobin, Jim	.000	1	1	0	0	0	0	0	0	0	0	0	0	0	0	0	0	.000	.000	0
Trout, Dizzy	.167	2	6	0	1	1	0	0	0	0	0	0	0	0	0	0	0	.167	.167	0
Trucks, Virgil	.000	2	4	0	0	0	0	0	0	0	0	0	1	1	0	0	0	.200	.000	0
Walker, Hub	.500	2	2	1	1	2	1	0	0	0	0	0	0	0	0	0	0	.500	1.000	0
Webb, Skeeter	.185	7	27	4	5	5	0	0	1	0	0	0	2	1	0	0	0	.241	.185	0
York, Rudy	.179	7	28	1	5	6	1	0	3	0	0	0	3	4	0	0	0	.258	.214	1
Totals	.223	7	242	32	54	70	10	0	2	32	3	0	2	33	22	3	1	.321	.289	5
Pitcher	W-L	ERA	G	GS	CG	SHO	SV	IP	H	AB	R	ER	HR	HB	BB	SO	WP	BK	AVG	
Caster, George	0-0	0.00	1	0	0	0	0	0.2	0	2	0	0	0	0	0	1	0	0	.000	
Mueller, Les	0-0	0.00	1	0	0	0	0	2.0	0	6	0	0	0	0	1	1	0	0	.000	
Trout, Dizzy	1-1	0.66	2	1	1	0	0	13.2	9	47	2	1	0	0	3	9	0	0	.191	
Benton, Al	0-0	1.93	3	0	0	0	0	4.2	6	18	1	1	0	0	0	5	0	0	.333	
Overmire, Stubby	0-1	3.00	1	1	0	0	0	6.0	4	21	2	2	0	0	2	2	0	0	.190	
Trucks, Virgil	1-0	3.38	2	2	1	0	0	13.1	14	51	5	5	0	0	5	7	0	0	.275	
Tobin, Jim	0-0	6.00	1	0	0	0	0	3.0	4	12	2	2	1	0	1	0	0	0	.333	
Newhouser, Hal	2-1	6.10	3	3	2	0	0	20.2	25	83	14	14	0	0	4	22	1	0	.301	
Bridges, Tommy	0-0	16.20	1	0	0	0	0	1.2	3	7	3	3	0	0	3	1	0	0	.429	
Totals	4-3	3.84	7	7	4	0	0	65.2	65	247	29	28	1	0	19	48	1	0	.263	

1968 WORLD SERIES



Detroit (AL) 4 -- St. Louis (NL) 3

POST-SEASON

GAME 1 • OCT. 2, 1968

	R	H	E
DETROIT	000	000	000
ST LOUIS	000	300	10x

Pitchers: McLAIN, Dobson (6), McMahon (8) vs. GIBSON
HR: Brock (STL)
Attendance: 54,692

GAME 2 • OCT. 3, 1968

	R	H	E
DETROIT	011	003	102
ST LOUIS	000	001	000

Pitchers: LOLICH vs. BRILES, Carlton (6), Willis (7), Hoerner (9)
HR: Horton (DET), Lolich (DET), Cash (DET)
Attendance: 54,692

GAME 3 • OCT. 5, 1968

	R	H	E
ST LOUIS	000	040	300
DETROIT	002	010	000

Pitchers: WASHBURN, Hoerner (6) vs. WILSON, Dobson (5), McMahon (6), Patterson (7), Hiller (8)
HR: Kaline (DET), McCarver (STL), McAuliffe (DET), Cepeda (STL)
Attendance: 53,634

GAME 4 • OCT. 6, 1968

	R	H	E
ST LOUIS	202	200	040
DETROIT	000	100	000

Pitchers: GIBSON vs. McLAIN, Sparma (3), Patterson (4), Lasher (6), Hiller (8), Dobson (8)
HR: Brock (STL), Gibson (STL), Northrup (DET)
Attendance: 53,634

GAME 5 • OCT. 7, 1968

	R	H	E
ST LOUIS	300	000	000
DETROIT	000	200	30x

Pitchers: Briles, HOERNER (7), Willis (7) vs. LOLICH
HR: Cepeda (STL)
Attendance: 53,634

GAME 6 • OCT. 9, 1968

	R	H	E
DETROIT	0210	010	000
ST LOUIS	000	000	001

Pitchers: McLAIN vs. WASHBURN, Jaster (3), Willis (3), Hughes (3), Carlton (4), Granger (7), Nelson (9)
HR: Northrup (DET), Kaline (DET)
Attendance: 54,692

GAME 7 • OCT. 10, 1968

	R	H	E
DETROIT	000	000	301
ST LOUIS	000	000	001

Pitchers: LOLICH vs. GIBSON
HR: Shannon (STL)
Attendance: 54,692

TIGERS STATISTICS FROM THE 1968 WORLD SERIES

Player	AVG	G	AB	R	H	TB	2B	3B	HR	RBI	SH	SF	HB	BB	SO	SB	CS	OBP	SLG	E
Brown, Gates	.000	1	1	0	0	0	0	0	0	0	0	0	0	0	0	0	0	.000	.000	0
Cash, Norm	.385	7	26	5	10	13	0	0	1	5	0	1	0	3	5	0	0	.433	.500	2
Comer, Wayne	1.000	1	1	0	1	1	0	0	0	0	0	0	0	0	0	0	0	1.000	1.000	0
Freehan, Bill	.083	7	24	0	2	3	1	0	0	2	0	0	0	4	8	0	0	.214	.125	2
Horton, Willie	.304	7	23	6	7	13	1	1	1	3	0	0	1	5	6	0	0	.448	.565	1
Kaline, Al	.379	7	29	6	11	19	2	0	2	8	0	0	1	0	7	0	0	.400	.655	0
Lolich, Mickey	.250	3	12	2	3	6	0	0	1	2	0	0	0	1	5	0	0	.308	.500	0
Matchick, Tommy	.000	3	3	0	0	0	0	0	0	0	0	0	0	0	1	0	0	.000	.000	0
Mathews, Eddie	.333	2	3	0	1	1	0	0	0	0	0	0	0	1	1	0	0	.500	.333	1
McAuliffe, Dick	.222	7	27	5	6	9	0	0	1	3	0	0	0	4	6	0	0	.323	.333	0
McLain, Denny	.000	3	6	0	0	0	0	0	0	0	1	0	0	0	4	0	0	.000	.000	1
Northrup, Jim	.250	7	28	4	7	15	0	1	2	8	0	0	0	1	5	0	1	.276	.536	2
Oyler, Ray	.000	4	0	0	0	0	0	0	0	0	1	0	0	0	0	0	0	.000	.000	0
Price, Jim	.000	2	2	0	0	0	0	0	0	0	0	0	0	0	1	0	0	.000	.000	0
Stanley, Mickey	.214	7	28	4	6	8	0	1	0	0	0	0	0	2	4	0	1	.267	.286	2
Tracewski, Dick	.000	2	0	1	0	0	0	0	0	0	0	0	0	0	0	0	0	.000	.000	0
Wert, Don	.118	6	17	1	2	2	0	0	0	2	0	0	1	6	5	0	0	.375	.118	0
Wilson, Earl	.000	1	1	0	0	0	0	0	0	0	0	0	0	0	1	0	0	.000	.000	0
Totals	.242	7	231	34	56	90	4	3	8	33	2	1	3	27	59	0	2	.328	.390	11
Pitcher	W-L	ERA	G	GS	CG	SHO	SV	IP	H	AB	R	ER	HR	HB	BB	SO	WP	BK	AVG	
Dobson, Pat	0-0	3.86	3	0	0	0	0	4.2	5	18	2	2	2	0	1	0	0	0	.278	
Hiller, John	0-0	13.50	2	0	0	0	0	2.0	6	13	4	3	0	0	3	1	0	0	.462	
Lasher, Fred	0-0	0.00	1	0	0	0	0	2.0	1	7	0	0	0	0	0	1	0	0	.143	
Lolich, Mickey	3-0	1.67	3	3	3	0	0	27.0	20	97	5	5	2	1	6	21	0	0	.206	
McLain, Denny	1-2	3.24	3	3	1	0	0	16.2	18	68	8	6	1	0	4	13	0	0	.265	
McMahon, Don	0-0	13.50	2	0	0	0	0	2.0	4	10	3	3	1	0	0	1	0	0	.400	
Patterson, Daryl	0-0	0.00	2	0	0	0	0	3.0	1	8	0	0	0	0	1	0	0	0	.125	
Sparma, Joe	0-0	54.00	1	0	0	0	0	0.1	2	3	2	2	1	0	0	0	0	0	.667	
Wilson, Earl	0-1	6.23	1	1	0	0	0	4.1	4	15	3	3	0	0	6	3	0	0	.267	
Totals	4-3	3.48	7	7	4	0	0	62.0	61	239	27	24	7	1	21	40	0	0	.255	



1972 ALCS

Oakland (West) 3 -- Detroit (East) 2

GAME 1 • OCT. 7, 1972

						R	H	E			
DETROIT	0	1	0	0	0	0	1	2	6	2	
OAKLAND	0	0	1	0	0	0	0	2	3	11	1

Pitchers: LOLICH, Seelbach (11) vs. Hunter, Blue (9), FINGERS (9)

HR: Cash (DET), Kaline (DET)

Attendance: 29,566

GAME 2 • OCT. 8, 1972

						R	H	E		
DETROIT	0	0	0	0	0	0	0	3	1	
OAKLAND	1	0	0	4	0	0	0	5	8	0

Pitchers: FRYMAN, Zachary (5), Scherman (5), LaGrow (6), Hiller (7) vs. ODOM

Attendance: 31,068

GAME 3 • OCT. 10, 1972

						R	H	E	
OAKLAND	0	0	0	0	0	0	7	0	
DETROIT	0	0	2	0	0	1	3	8	1

Pitchers: HOLTZMAN, Fingers (5), Blue (6), Locker (7) vs. COLEMAN

HR: Freehan (DET)

Attendance: 41,156

GAME 4 • OCT. 11, 1972

						R	H	E			
OAKLAND	0	0	0	0	1	0	0	2	3	9	2
DETROIT	0	0	1	0	0	0	0	3	4	10	1

Pitchers: Hunter, Fingers (8), Blue (9), LOCKER (10), Horlen (10), Hamilton (10) vs. Lolich, Seelbach (10), HILLER (10)

HR: McAuliffe (DET), Epstein (OAK)

Attendance: 37,615

GAME 5 • OCT. 12, 1972

						R	H	E			
OAKLAND	0	1	0	1	0	0	0	0	2	4	0
DETROIT	1	0	0	0	0	0	0	0	1	5	2

Pitchers: ODOM, Blue (6) vs. FRYMAN, Hiller (9)

Attendance: 50,276

TIGERS STATISTICS FROM THE 1972 ALCS

Player	AVG	G	AB	R	H	TB	2B	3B	HR	RBI	SH	SF	HB	BB	SO	SB	CS	OBP	SLG	E
Brinkman, Ed	.250	1	4	0	1	2	1	0	0	0	0	0	0	0	0	0	0	.250	.500	0
Brown, Gates	.000	3	2	1	0	0	0	0	0	0	0	0	0	1	0	0	0	.333	.000	0
Brown, Ike	.500	1	2	0	1	1	0	0	0	2	0	0	0	0	1	0	0	.500	.500	0
Cash, Norm	.267	5	15	1	4	7	0	0	1	2	1	0	0	2	3	0	0	.353	.467	0
Coleman, Joe	.500	1	2	0	1	1	0	0	0	0	0	0	0	1	0	0	0	.667	.500	0
Freehan, Bill	.250	3	12	2	3	7	1	0	1	3	1	0	0	0	1	0	0	.250	.583	0
Fryman, Woodie	.000	2	3	0	0	0	0	0	0	0	0	0	0	0	0	0	0	.000	.000	0
Haller, Tom	.000	1	1	0	0	0	0	0	0	0	0	0	0	0	0	0	0	.000	.000	0
Horton, Willie	.100	5	10	0	1	1	0	0	0	0	0	0	0	1	3	0	0	.182	.100	0
Kaline, Al	.263	5	19	3	5	8	0	0	1	1	1	0	0	2	2	0	0	.333	.421	1
Knox, John	.000	1	0	0	0	0	0	0	0	0	0	0	0	0	0	0	0	.000	.000	0
Lolich, Mickey	.000	2	7	0	0	0	0	0	0	0	0	0	0	0	2	0	0	.000	.000	0
McAuliffe, Dick	.200	5	20	3	4	7	0	0	1	1	0	0	0	1	4	0	1	.238	.350	4
Northrup, Jim	.357	5	14	0	5	5	0	0	0	1	0	0	0	2	3	0	1	.438	.357	0
Rodriguez, Aurelio	.000	5	16	0	0	0	0	0	0	0	0	0	0	2	2	0	0	.111	.000	1
Sims, Duke	.214	4	14	0	3	7	2	1	0	0	0	0	0	1	2	0	0	.267	.500	1
Stanley, Mickey	.333	4	6	0	2	2	0	0	0	0	0	0	0	0	0	0	0	.333	.333	0
Taylor, Tony	.133	4	15	0	2	4	2	0	0	0	0	0	0	0	2	0	0	.133	.267	0
Totals	.198	5	162	10	32	52	6	1	4	10	3	0	0	13	25	0	2	.257	.321	7
Pitcher	W-L	ERA	G	GS	CG	SHO	SV	IP	H	AB	R	ER	HR	HB	BB	SO	WP	BK	AVG	
Coleman, Joe	1-0	0.00	1	1	1	1	0	9.0	7	34	0	0	0	0	3	14	0	0	.206	
Fryman, Woodie	0-2	3.65	2	2	0	0	0	12.1	11	45	6	5	0	2	2	8	0	1	.244	
Hiller, John	1-0	0.00	3	0	0	0	0	3.1	1	9	0	0	0	0	1	1	0	0	.111	
LaGrow, Lerrin	0-0	0.00	1	0	0	0	0	1.0	0	3	0	0	0	1	0	1	0	0	.000	
Lolich, Mickey	0-1	1.42	2	2	0	0	0	19.0	14	69	4	3	1	0	5	10	0	0	.203	
Scherman, Fred	0-0	0.00	1	0	0	0	0	0.2	1	3	0	0	0	0	0	1	0	0	.333	
Seelbach, Chuck	0-0	18.00	2	0	0	0	0	1.0	4	7	2	2	0	0	0	0	0	0	.571	
Zachary, Chris	0-0	—	1	0	0	0	0	0.0	0	0	1	1	0	0	1	0	2	0	—	
Totals	2-3	2.14	5	5	1	1	0	46.1	38	170	13	11	1	3	12	35	2	1	.224	



Detroit (East) 3 -- Kansas City (West) 0

POST-SEASON

GAME 1 • OCT. 2, 1984

	R	H	E
DETROIT	200	110	121
KANSAS CITY	000	000	100

Pitchers: MORRIS, Hernandez (8) vs. BLACK, Huismann (6), M. Jones (8)

HR: Herndon (DET), Trammell (DET), Parrish (DET)

Attendance: 41,973

GAME 2 • OCT. 3, 1984

	R	H	E
DETROIT	201	000	000 02
KANSAS CITY	000	100	110 00

Pitchers: Petry, Hernandez (8), LOPEZ (9) vs. Saberhagen, QUISENBERRY (9)

HR: Gibson (DET)

Attendance: 42,019

GAME 3 • OCT. 5, 1984

	R	H	E
KANSAS CITY	000	000	000
DETROIT	010	000	00x

Pitchers: LEIBRANDT vs. WILCOX, Hernandez (9)

Attendance: 52,168

TIGERS STATISTICS FROM THE 1984 ALCS

Player	AVG	G	AB	R	H	TB	2B	3B	HR	RBI	SH	SF	HB	BB	SO	SB	CS	OBP	SLG	E
Baker, Doug	.000	1	0	0	0	0	0	0	0	0	0	0	0	0	0	0	0	.000	.000	0
Bergman, Dave	1.000	2	1	1	1	1	0	0	0	0	0	0	0	0	0	1	0	1.000	1.000	0
Brookens, Tom	.000	2	2	0	0	0	0	0	0	0	0	0	0	0	1	0	0	.000	.000	1
Castillo, Marty	.250	3	8	0	2	2	0	0	0	2	0	0	0	0	3	1	0	.250	.250	0
Evans, Darrell	.300	3	10	1	3	4	1	0	0	1	1	0	0	1	0	1	0	.364	.400	0
Garbey, Barbaro	.333	3	9	1	3	3	0	0	0	0	0	0	0	0	1	0	0	.333	.333	0
Gibson, Kirk	.417	3	12	2	5	9	1	0	1	2	0	0	0	2	1	1	0	.500	.750	0
Grubb, Johnny	.250	1	4	0	1	2	1	0	0	2	1	0	0	0	0	0	0	.250	.500	0
Herndon, Larry	.200	2	5	1	1	4	0	0	1	1	0	0	0	1	2	0	0	.333	.800	0
Jones, Ruppert	.000	2	5	1	0	0	0	0	0	0	0	0	0	1	1	0	0	.167	.000	0
Kuntz, Rusty	.000	1	1	0	0	0	0	0	0	0	0	0	0	0	0	0	0	.000	.000	0
Lemon, Chet	.000	3	13	1	0	0	0	0	0	0	0	0	0	0	1	0	0	.000	.000	0
Parrish, Lance	.250	3	12	1	3	7	1	0	1	3	0	1	0	0	3	0	0	.231	.583	0
Trammell, Alan	.364	3	11	2	4	9	0	1	1	3	0	0	0	3	1	0	0	.500	.818	0
Whitaker, Lou	.143	3	14	3	2	2	0	0	0	0	0	0	0	0	3	0	0	.143	.143	0
Totals	.234	3	107	14	25	43	4	1	4	14	2	1	0	8	17	4	0	.284	.402	1
Pitcher	W-L	ERA	G	GS	CG	SHO	SV	IP	H	AB	R	ER	HR	HB	BB	SO	WP	BK	AVG	
Hernandez, Willie	0-0	2.25	3	0	0	0	1	4.0	3	15	1	1	0	0	1	3	0	0	.200	
Lopez, Aurelio	1-0	0.00	1	0	0	0	0	3.0	4	12	0	0	0	0	1	2	0	0	.333	
Morris, Jack	1-0	1.29	1	1	0	0	0	7.0	5	26	1	1	0	0	1	4	0	0	.192	
Petry, Dan	0-0	2.57	1	1	0	0	0	7.0	4	27	2	2	0	0	1	4	0	0	.148	
Wilcox, Milt	1-0	0.00	1	1	0	0	0	8.0	2	26	0	0	0	0	2	8	0	0	.077	
Totals	3-0	1.24	3	3	0	1	1	29.0	18	106	4	4	0	0	6	21	0	0	.170	

WALKING AWAY A WINNER IN THE PLAYOFFS

The Tigers have won four games in walk-off style during the post-season in the club's history. The following is a list of the four games with a brief recap:

GAME TWO - 1934 WORLD SERIES - OCTOBER 4, 1934

Goose Goslin plated Charlie Gehringer with a one-out single off St. Louis' Bill Walker in the bottom of the 11th inning to propel the Tigers to a 3-2 win.

GAME SIX - 1935 WORLD SERIES - OCTOBER 7, 1935

Goose Goslin's two-out single off Chicago's Larry French in the bottom of the ninth inning scored Mickey Cochrane to propel the Tigers to a 4-3 victory and the franchise's first World Series Championship.

GAME FOUR - 1972 AMERICAN LEAGUE CHAMPIONSHIP SERIES - OCTOBER 11, 1972

After Oakland scored two runs in the top of the 10th inning to take a 3-1 lead over Detroit, the Tigers rallied with three runs in the bottom of the 10th inning for a 4-3 win to knot the series at two games apiece and force a decisive Game Five. Jim Northrup's bases-loaded single off Dave Hamilton scored Gates Brown with the winning run.

GAME FOUR - 2006 AMERICAN LEAGUE CHAMPIONSHIP SERIES - OCTOBER 14, 2006

Magglio Ordonez belted a two-out, three-run home run off Oakland's Huston Street in the bottom of the ninth inning to propel the Tigers to a 6-3 victory and a four-game series sweep to advance Detroit to the World Series for the first time in 22 years.



1984 WORLD SERIES

Detroit (AL) 4 -- San Diego (NL) 1

GAME 1 • OCT. 9, 1984

	R	H	E
DETROIT	1 00	0 20	0 00
SAN DIEGO	2 00	0 00	0 00

Pitchers: MORRIS vs. THURMOND, Hawkins (6), Dravecky (8)
 HR: Herndon (DET)
 Attendance: 57,908

GAME 2 • OCT. 10, 1984

	R	H	E
DETROIT	3 00	0 00	0 00
SAN DIEGO	1 00	1 30	0 0x

Pitchers: PETRY, Lopez (5), Scherrer (6), Bair (7), Hernandez (8) vs. Whitson, HAWKINS (1), Lefferts (7)
 HR: Bevacqua (SD)
 Attendance: 57,911

GAME 3 • OCT. 12, 1984

	R	H	E
SAN DIEGO	0 01	0 00	1 00
DETROIT	0 41	0 00	0 0x

Pitchers: LOLLAR, Booker (2), Harris (3) vs. WILCOX, Scherrer (7), Hernandez (7)
 HR: Castillo (DET)
 Attendance: 51,970

GAME 4 • OCT. 13, 1984

	R	H	E
SAN DIEGO	0 10	0 00	0 01
DETROIT	2 02	0 00	0 0x

Pitchers: SHOW, Dravecky (3), Lefferts (7), Gossage (8) vs. MORRIS
 HR: Trammell 2 (DET), Kennedy (SD)
 Attendance: 52,130

GAME 5 • OCT. 14, 1984

	R	H	E
SAN DIEGO	0 01	2 00	0 10
DETROIT	3 00	0 10	1 3x

Pitchers: Thurmond, HAWKINS (1), Lefferts (5), Gossage (7) vs. Petry, Scherrer (4), LOPEZ (5), Hernandez (8)
 HR: Gibson 2 (DET), Parrish (DET), Bevacqua (SD)
 Attendance: 51,901

TIGERS STATISTICS FROM THE 1984 WORLD SERIES

Player	AVG	G	AB	R	H	TB	2B	3B	HR	RBI	SH	SF	HB	BB	SO	SB	CS	OBP	SLG	E
Bergman, Dave	.000	5	5	0	0	0	0	0	0	0	0	0	0	0	1	0	0	.000	.000	0
Brookens, Tom	.000	3	3	0	0	0	0	0	0	0	0	0	0	0	1	0	0	.000	.000	0
Castillo, Marty	.333	3	9	2	3	6	0	0	1	2	0	0	0	2	1	0	0	.455	.667	0
Evans, Darrell	.067	5	15	1	1	1	0	0	0	1	0	0	0	4	4	0	0	.263	.067	0
Garbey, Barbaro	.000	4	12	0	0	0	0	0	0	0	0	0	0	0	2	0	0	.000	.000	0
Gibson, Kirk	.333	5	18	4	6	12	0	0	2	7	0	0	1	4	4	3	1	.478	.667	2
Grubb, Johnny	.333	4	3	0	1	1	0	0	0	0	0	0	1	0	0	0	0	.500	.333	0
Herndon, Larry	.333	5	15	1	5	8	0	0	1	3	0	0	0	3	2	0	1	.444	.533	0
Johnson, Howard	.000	1	1	0	0	0	0	0	0	0	0	0	0	0	0	0	0	.000	.000	0
Jones, Ruppert	.000	2	3	0	0	0	0	0	0	0	0	0	0	0	1	0	0	.000	.000	0
Kuntz, Rusty	.000	2	1	0	0	0	0	0	0	1	0	1	0	0	1	0	0	.000	.000	0
Lemon, Chet	.294	5	17	1	5	5	0	0	1	0	0	0	0	2	2	2	1	.368	.294	0
Parrish, Lance	.278	5	18	3	5	9	1	0	1	2	0	1	0	3	2	1	0	.364	.500	1
Trammell, Alan	.450	5	20	5	9	16	1	0	2	6	1	0	0	2	2	1	1	.500	.800	1
Whitaker, Lou	.278	5	18	6	5	7	2	0	0	0	1	0	0	4	4	0	0	.409	.389	0
Totals	.253	5	158	23	40	65	4	0	7	23	2	2	2	24	27	7	4	.355	.411	4
Pitcher	W-L	ERA	G	GS	CG	SHO	SV	IP	H	AB	R	ER	HR	HB	BB	SO	WP	BK	AVG	
Bair, Doug	0-0	0.00	1	0	0	0	0	0.2	0	1	0	0	0	0	0	1	0	0	.000	
Hernandez, Willie	0-0	1.69	3	0	0	0	2	5.1	4	19	1	1	1	0	0	0	0	0	.211	
Lopez, Aurelio	1-0	0.00	2	0	0	0	0	3.0	1	10	0	0	0	0	1	4	0	0	.100	
Morris, Jack	2-0	2.00	2	2	2	0	0	18.0	13	64	4	4	1	0	3	13	2	0	.203	
Petry, Dan	0-1	9.00	2	2	0	0	0	8.0	14	35	8	8	1	0	5	4	0	1	.400	
Scherrer, Bill	0-0	3.00	3	0	0	0	0	3.0	5	12	1	1	0	0	0	0	0	0	.417	
Wilcox, Milt	1-0	1.50	1	1	0	0	0	6.0	7	25	1	1	0	0	2	4	0	0	.280	
Totals	4-1	3.07	5	5	2	0	2	44.0	44	166	15	15	3	0	11	26	2	1	.265	



Minnesota (West) 4 -- Detroit (East) 1

POST-SEASON

GAME 1 • OCT. 7, 1987

	R	H	E
DETROIT	001	001	120
MINNESOTA	010	030	04x

Pitchers: ALEXANDER, Henneman (8), Hernandez (8), King (8) vs. Viola, REARDON (8)

HR: Heath (DET), Gibson (DET), Gaetti 2 (MIN)

Attendance: 53,269

GAME 2 • OCT. 8, 1987

	R	H	E
DETROIT	020	000	010
MINNESOTA	030	210	00x

Pitchers: MORRIS vs. BLYLEVEN, Berenguer (8)

HR: Lemon (DET), Whitaker (DET), Hrbek (MIN)

Attendance: 55,245

GAME 3 • OCT. 10, 1987

	R	H	E
MINNESOTA	000	202	200
DETROIT	005	000	02x

Pitchers: Straker, Schatzeder (3), Berenguer (7), REARDON (8) vs. Terrell, HENNEMAN (7)

HR: Gagne (MIN), Brunansky (MIN), Sheridan (DET)

Attendance: 49,730

GAME 4 • OCT. 11, 1987

	R	H	E
MINNESOTA	001	111	010
DETROIT	100	011	000

Pitchers: VIOLA, Atherton (6), Berenguer (6), Reardon (9) vs. TANANA, Petry (6), Thurmond (9)

HR: Puckett (MIN), Gagne (MIN)

Attendance: 51,939

GAME 5 • OCT. 12, 1987

	R	H	E
MINNESOTA	040	000	113
DETROIT	000	300	011

Pitchers: BLYLEVEN, Schatzeder (7), Berenguer (8), Reardon (8) vs. ALEXANDER, King (2), Henneman (7), Robinson (9)

HR: Brunansky (MIN), Nokes (DET), Lemon (DET)

Attendance: 47,448

TIGERS STATISTICS FROM THE 1987 ALCS

Player	AVG	G	AB	R	H	TB	2B	3B	HR	RBI	SH	SF	HB	BB	SO	SB	CS	OBP	SLG	E
Bergman, Dave	.250	4	4	0	1	1	0	0	0	2	0	1	0	0	1	0	0	.200	.250	0
Brookens, Tom	.000	5	13	0	0	0	0	0	0	0	1	0	0	0	3	0	0	.000	.000	0
Evans, Darrell	.294	5	17	0	5	5	0	0	0	0	0	0	1	4	2	0	0	.455	.294	3
Gibson, Kirk	.286	5	21	4	6	10	1	0	1	4	0	0	0	3	8	3	0	.375	.476	0
Grubb, Johnny	.571	4	7	0	4	4	0	0	0	0	0	0	0	0	1	0	0	.571	.571	0
Heath, Mike	.286	3	7	1	2	5	0	0	1	2	1	0	0	0	0	0	0	.286	.714	0
Herndon, Larry	.333	3	9	1	3	4	1	0	0	2	0	0	0	1	1	0	0	.400	.444	1
Lemon, Chet	.278	5	18	4	5	11	0	0	2	4	0	1	0	1	4	0	0	.300	.611	0
Madlock, Bill	.000	1	5	0	0	0	0	0	0	0	0	0	0	0	3	0	0	.000	.000	0
Morrison, Jim	.400	2	5	1	2	2	0	0	0	0	0	0	0	0	1	0	0	.400	.400	0
Nokes, Matt	.143	5	14	2	2	5	0	0	1	2	0	0	0	1	4	0	0	.200	.357	0
Sheridan, Pat	.300	5	10	2	3	7	1	0	1	2	0	0	2	0	2	1	0	.417	.700	0
Trammell, Alan	.200	5	20	3	4	5	1	0	0	2	0	0	0	1	2	0	0	.238	.250	1
Whitaker, Lou	.176	5	17	4	3	6	0	0	1	1	0	0	0	7	3	1	0	.417	.353	0
Totals	.240	5	167	23	40	65	4	0	7	21	2	2	3	18	35	5	0	.321	.389	5
Pitcher	W-L	ERA	G	GS	CG	SHO	SV	IP	H	AB	R	ER	HR	HB	BB	SO	WP	BK	AVG	
Alexander, Doyle	0-2	10.00	2	2	0	0	0	9.0	14	39	10	10	2	1	5	0	0	.359		
Henneman, Mike	1-0	10.80	3	0	0	0	0	5.0	6	21	6	6	1	0	3	0	0	.286		
Hernandez, Willie	0-0	0.00	1	0	0	0	0	0.1	2	2	0	0	0	0	0	0	0	1.000		
King, Eric	0-0	1.69	2	0	0	0	0	5.1	3	19	1	1	0	1	2	4	1	0	.158	
Morris, Jack	0-1	6.75	1	1	1	0	0	8.0	6	30	6	6	1	0	3	7	0	0	.200	
Petry, Dan	0-0	0.00	1	0	0	0	0	3.1	1	13	1	0	0	0	1	1	0	.077		
Robinson, Jeff	0-0	0.00	1	0	0	0	0	0.1	1	2	0	0	0	0	0	0	0	.500		
Tanana, Frank	0-1	5.06	1	1	0	0	0	5.1	6	20	4	3	2	3	4	1	1	0	.300	
Terrell, Walt	0-0	9.00	1	1	0	0	0	6.0	7	24	6	6	2	0	4	4	0	0	.292	
Thurmond, Mark	0-0	0.00	1	0	0	0	0	0.1	0	1	0	0	0	0	0	0	0	0	.000	
Totals	1-4	6.70	5	5	1	0	0	43.0	46	171	34	32	8	5	20	25	3	0	.269	



2006 ALDS

Detroit (Wild Card) 3 -- New York (East) 1

GAME 1 • OCT. 3, 2006

	R	H	E
DETROIT	000	030	100
NEW YORK	005	002	01x

Pitchers: ROBERTSON, Grilli (6), Walker (7) vs. WANG, Myers (7), Proctor (7), Farnsworth (8), Rivera (9)
HR: Monroe (DET), Granderson (DET), Giambi (NYY), Jeter (NYY)

Attendance: 56,291

GAME 2 • OCT. 5, 2006

	R	H	E
DETROIT	010	011	100
NEW YORK	000	300	000

Pitchers: Verlander, WALKER (6), Zumaya (7), Jones (9) vs. MUSSINA, Proctor (8), Bruney (9)
HR: Guillen (DET), Damon (NYY)

Attendance: 56,252

GAME 3 • OCT. 6, 2006

	R	H	E
NEW YORK	000	000	000
DETROIT	030	002	10x

Pitchers: JOHNSON, Bruney (6), Villone (8) vs. ROGERS, Zumaya (8), Jones (9)

HR: Granderson (DET)

Attendance: 43,440

GAME 4 • OCT. 7, 2006

	R	H	E
NEW YORK	000	000	102
DETROIT	031	031	00x

Pitchers: WRIGHT, Lidle (3), Bruney (5), Proctor (5), Farnsworth (8) vs. BONDERMAN, Walker (9)

HR: Posada (NYY), Ordonez (DET), Monroe (DET)

Attendance: 43,126

TIGERS STATISTICS FROM THE 2006 ALDS

Player	AVG	G	AB	R	H	TB	2B	3B	HR	RBI	SH	SF	HB	BB	SO	SB	CS	OBP	SLG	E
Casey, Sean	.353	4	17	1	6	9	3	0	0	4	0	0	0	0	0	0	0	.353	.529	0
Granderson, Curtis	.294	4	17	3	5	13	0	1	2	5	0	1	0	0	1	1	0	.278	.765	0
Guillen, Carlos	.571	4	14	3	8	14	3	0	1	2	0	0	0	2	1	0	0	.625	1.000	0
Inge, Brandon	.133	4	15	1	2	2	0	0	0	0	1	0	0	0	6	0	0	.133	.133	0
Monroe, Craig	.188	4	16	3	3	10	1	0	2	3	0	0	0	0	3	0	0	.188	.625	0
Ordonez, Magglio	.267	4	15	3	4	8	1	0	1	2	0	0	0	1	2	0	1	.313	.533	0
Polanco, Placido	.412	4	17	3	7	8	1	0	0	2	0	0	0	1	1	0	1	.444	.471	0
Rodriguez, Ivan	.231	4	13	3	3	4	1	0	0	3	0	1	0	2	3	0	0	.313	.308	0
Thames, Marcus	.333	4	15	2	5	7	2	0	0	1	0	0	0	1	5	0	0	.375	.467	0
Totals	.309	4	139	22	43	75	12	1	6	22	1	2	0	7	22	1	2	.338	.540	0
Pitcher	W-L	ERA	G	GS	CG	SHO	SV	IP	H	AB	R	ER	HR	HB	BB	SO	WP	BK	AVG	
Bonderman, Jeremy	1-0	2.16	1	1	0	0	0	8.1	5	30	2	2	0	0	1	4	0	0	.167	
Grilli, Jason	0-0	0.00	1	0	0	0	0	0.1	0	1	0	0	0	0	0	0	0	0	.000	
Jones, Todd	0-0	0.00	2	0	0	0	1	2.0	1	7	0	0	0	0	0	2	0	0	.143	
Robertson, Nate	0-1	11.12	1	1	0	0	0	5.2	12	28	7	7	1	2	0	1	0	0	.429	
Rogers, Kenny	1-0	0.00	1	1	0	0	0	7.2	5	27	0	0	0	1	2	8	0	0	.185	
Verlander, Justin	0-0	5.06	1	1	0	0	0	5.1	7	22	3	3	1	0	4	5	0	0	.318	
Walker, Jamie	1-0	4.91	3	0	0	0	0	3.2	3	13	2	2	2	0	1	1	0	0	.231	
Zumaya, Joel	0-0	0.00	2	0	0	0	0	2.0	0	6	0	0	0	0	0	3	0	0	.000	
Totals	3-1	3.60	4	4	0	1	1	35.0	33	134	14	14	4	3	8	24	0	0	.246	

WINNING STREAKS BY TIGERS ROOKIES

Since 1957, 11 Tigers rookie pitchers have compiled a winning streak of five-or-more games. Rick Porcello was the last pitcher to accomplish the feat, winning five straight in 2009. The complete list since 1957 follows:

Player	Streak (Games/Starts)	Date	Year
Les Cain	8 games (12 starts)	May 21-July 10	1970
Mark Fidrych	8 games (8 starts)	May 31-July 3	1976
Mike Henneman	8 games (27 games)	May 15-July 25	1987
Dave Rozema	7 games (7 starts)	July 16-August 19	1977
Justin Verlander	7 games (8 starts)	June 17-August 1	2006
Mark Leiter	6 games (6 starts)	August 1-September 1	1991
Zach Miner	6 games (6 starts)	June 10-July 8	2006
Pat Underwood	5 games (10 games/9 starts)	May 31-July 19	1979
Jerry Ujdur	5 games (7 starts)	July 11-August 10	1982
Armando Galarraga	5 games (6 starts)	July 23-August 19	2008
Rick Porcello	5 games (5 starts)	May 5-27	2009



Detroit (Wild Card) 4 -- Oakland (West) 0

POST-SEASON

GAME 1 • OCT. 10, 2006

	R	H	E
DETROIT	002	300	000
OAKLAND	000	000	010

Pitchers: ROBERTSON, Rodney (6), Zumaya (8), Jones (9) vs. ZITO, Gaudin (4), Kennedy (6), Calero (7), Blanton (8)
HR: Inge (DET), Rodriguez (DET)
Attendance: 35,655

GAME 2 • OCT. 11, 2006

	R	H	E
DETROIT	010	402	001
OAKLAND	102	001	100

Pitchers: VERLANDER, Ledezma (6), Grilli (7), Rodney (8), Jones (9) vs. LOAIZA, Gaudin (7), Kennedy (7), Street (8)
HR: Gomez (DET), Granderson (DET), Bradley 2 (OAK), Chavez (OAK)
Attendance: 36,168

GAME 3 • OCT. 13, 2006

	R	H	E
OAKLAND	000	000	000
DETROIT	200	010	00x

Pitchers: HARDEN, Gaudin (6), Kennedy (7), Calero (8) vs. ROGERS, Rodney (8), Jones (9)
HR: Monroe (DET)
Attendance: 41,669

GAME 4 • OCT. 14, 2006

	R	H	E
OAKLAND	200	100	000
DETROIT	000	021	003

Pitchers: Haren, Kennedy (6), Calero (7), STREET (7) vs. Bonderman, Walker (7), Grilli (8), LEDEZMA (9)
HR: Payton (OAK), Ordonez 2 (DET)
Attendance: 42,967

TIGERS STATISTICS FROM THE 2006 ALCS

Player	AVG	G	AB	R	H	TB	2B	3B	HR	RBI	SH	SF	HB	BB	SO	SB	CS	OBP	SLG	E
Casey, Sean	.333	1	3	0	1	1	0	0	0	0	0	0	0	1	0	0	0	.500	.333	0
Gomez, Alexis	.444	3	9	1	4	7	0	0	1	4	0	0	0	0	2	0	0	.444	.778	0
Granderson, Curtis	.333	4	15	4	5	10	2	0	1	2	0	0	0	4	2	1	0	.474	.667	0
Guillen, Carlos	.188	4	16	1	3	4	1	0	0	0	0	0	0	1	4	0	0	.235	.250	1
Infante, Omar	.500	1	2	0	1	1	0	0	0	0	0	0	0	1	1	1	0	.667	.500	0
Inge, Brandon	.333	4	12	3	4	8	1	0	1	3	0	1	0	3	3	0	0	.438	.667	0
Monroe, Craig	.429	4	14	5	6	11	2	0	1	4	0	1	0	3	4	0	0	.500	.786	0
Ordonez, Magglio	.235	4	17	3	4	10	0	0	2	6	0	0	0	2	2	0	0	.316	.588	0
Perez, Neifi	.000	1	4	0	0	0	0	0	0	0	1	0	0	0	1	0	0	.000	.000	0
Polanco, Placido	.529	4	17	2	9	10	1	0	0	2	0	0	0	2	1	0	0	.579	.588	0
Rodriguez, Ivan	.125	4	16	2	2	5	0	0	1	1	0	0	0	1	4	0	0	.176	.313	0
Santiago, Ramon	.000	3	7	0	0	0	0	0	0	0	0	0	0	1	0	0	0	.125	.000	0
Thames, Marcus	.000	2	5	1	0	0	0	0	0	0	0	0	0	0	1	0	0	.000	.000	0
Totals	.285	4	137	22	39	67	7	0	7	22	1	2	0	19	25	2	0	.367	.489	1
Pitcher	W-L	ERA	G	GS	CG	SHO	SV	IP	H	AB	R	ER	HR	HB	BB	SO	WP	BK	AVG	
Bonderman, Jeremy	0-0	4.05	1	1	0	0	0	6.2	6	26	3	3	1	0	2	3	1	0	.231	
Grilli, Jason	0-0	0.00	2	0	0	0	0	1.0	1	3	0	0	0	0	3	1	0	0	.333	
Jones, Todd	0-0	0.00	3	0	0	0	2	3.0	3	12	0	0	0	0	1	2	0	0	.250	
Ledezma, Wil	1-0	3.38	2	0	0	0	0	2.2	2	10	1	1	1	0	1	1	0	0	.200	
Robertson, Nate	1-0	0.00	1	1	0	0	0	5.0	6	18	0	0	0	0	3	4	0	0	.333	
Rodney, Fernando	0-0	0.00	3	0	0	0	0	3.2	1	11	0	0	0	0	1	4	0	0	.091	
Rogers, Kenny	1-0	0.00	1	1	0	0	0	7.1	2	23	0	0	0	1	2	6	0	0	.087	
Verlander, Justin	1-0	6.75	1	1	0	0	0	5.1	7	23	4	4	2	0	1	6	1	1	.304	
Walker, Jamie	0-0	0.00	1	0	0	0	0	0.1	0	1	0	0	0	0	0	1	0	0	.000	
Zumaya, Joel	0-0	9.00	1	0	0	0	0	1.0	1	4	1	1	0	0	0	0	0	0	.250	
Totals	4-0	2.25	4	4	0	1	2	36.0	29	131	9	9	4	1	14	28	2	1	.221	

ROOKIE WINNING WAYS

Zach Miner, Justin Verlander and Joel Zumaya combined to win 30 games as rookies during the 2006 season, marking the fourth-highest win total by club rookies in Tigers history. The following is a list of the top rookie win totals in club history:

Year	Wins
1901	43
1922	37
1942	31
2006	30
1913	29
1937	29



2006 WORLD SERIES

St. Louis (NL) 4 -- Detroit (AL) 1

GAME 1 • OCT. 21, 2006

	R	H	E
ST LOUIS	0	13	8
DETROIT	1	00	4

Pitchers: REYES, Loooper (9) vs. VERLANDER, Grilli (6), Rodney (7), Ledezma (8), Jones (9), Walker (9)

HR: Monroe (DET), Rolen (STL), Pujols (STL)

Attendance: 42,479

GAME 2 • OCT. 22, 2006

	R	H	E
ST LOUIS	0	00	4
DETROIT	2	01	10

Pitchers: WEAVER, Johnson (6), Kinney (6), Flores (7), Thompson (8), Wainright (8) vs. ROGERS, Jones (9)

HR: Monroe (DET)

Attendance: 42,533

GAME 3 • OCT. 24, 2006

	R	H	E
DETROIT	0	00	3
ST LOUIS	0	20	7

Pitchers: ROBERTSON, Ledezma (6), Zumaya (6), Grilli (7), Rodney (8), Miner (8) vs. CARPENTER, Loooper (9)

Attendance: 46,513

GAME 4 • OCT. 26, 2006

	R	H	E
DETROIT	0	12	10
ST LOUIS	0	01	9

Pitchers: Bonderman, Rodney (6), ZUMAYA (8) vs. Suppan, Kinney (7), Johnson (7), Loooper (8), WAINRIGHT (8)

HR: Casey (DET)

Attendance: 46,470

GAME 5 • OCT. 27, 2006

	R	H	E
DETROIT	0	00	5
ST LOUIS	0	10	8

Pitchers: VERLANDER, Rodney (7), Zumaya (8) vs. WEAVER, Wainright (9)

HR: Casey (DET)

Attendance: 46,638

TIGERS STATISTICS FROM THE 2006 WORLD SERIES

Player	AVG	G	AB	R	H	TB	2B	3B	HR	RBI	SH	SF	HB	BB	SO	SB	CS	OBP	SLG	E
Bonderman, Jeremy	.000	1	2	0	0	0	0	0	0	0	1	0	0	0	1	0	0	.000	.000	0
Casey, Sean	.529	5	17	2	9	17	2	0	2	5	0	0	1	0	2	0	0	.556	1.000	0
Gomez, Alexis	.000	3	3	0	0	0	0	0	0	0	0	0	0	0	1	0	0	.000	.000	0
Granderson, Curtis	.095	5	21	1	2	3	1	0	0	0	0	0	0	1	7	0	0	.136	.143	0
Guillen, Carlos	.353	5	17	2	6	9	1	1	0	2	0	0	0	3	4	1	0	.450	.529	0
Infante, Omar	.000	1	1	0	0	0	0	0	0	0	0	0	0	0	0	0	0	.000	.000	0
Inge, Brandon	.353	5	17	0	6	8	2	0	0	1	0	0	0	1	6	0	0	.389	.471	3
Monroe, Craig	.150	5	20	3	3	10	1	0	2	2	0	0	0	1	5	0	0	.190	.500	0
Ordonez, Magglio	.105	5	19	2	2	2	0	0	0	0	0	0	0	1	4	0	0	.150	.105	0
Perez, Neifi	.000	2	0	0	0	0	0	0	0	0	0	0	0	0	0	0	0	.000	.000	0
Polanco, Placido	.000	5	17	0	0	0	0	0	0	0	0	0	1	1	1	0	0	.105	.000	0
Robertson, Nate	.000	1	0	0	0	0	0	0	0	0	1	0	0	0	0	0	0	.000	.000	0
Rodriguez, Ivan	.158	5	19	1	3	4	1	0	0	1	0	0	0	0	3	0	0	.158	.211	0
Santiago, Ramon	.200	3	5	0	1	1	0	0	0	0	1	0	0	0	2	0	0	.200	.200	0
Thames, Marcus	.000	2	1	0	0	0	0	0	0	0	0	0	0	0	0	0	0	.000	.000	0
Verlander, Justin	.000	2	2	0	0	0	0	0	0	0	0	0	0	0	1	0	0	.000	.000	2
Totals	.199	5	161	11	32	54	8	1	4	11	3	0	2	8	37	1	0	.246	.335	5
Pitcher	W-L	ERA	G	GS	CG	SHO	SV	IP	H	AB	R	ER	HR	HB	BB	SO	WP	BK	AVG	
Bonderman, Jeremy	0-0	3.38	1	1	0	0	0	5.1	6	20	2	2	0	0	4	4	0	0	.300	
Grilli, Jason	0-0	0.00	2	0	0	0	0	1.2	0	6	0	0	0	0	1	0	0	0	.000	
Jones, Todd	0-0	0.00	2	0	0	0	1	1.2	3	9	1	0	0	1	0	0	0	0	.333	
Ledezma, Wil	0-0	0.00	2	0	0	0	0	1.1	2	6	0	0	0	0	0	1	0	0	.333	
Miner, Zach	0-0	0.00	1	0	0	0	0	0.2	0	1	0	0	0	1	0	0	1	0	.000	
Robertson, Nate	0-1	3.60	1	1	0	0	0	5.0	5	20	2	2	0	0	3	3	0	0	.250	
Rodney, Fernando	0-0	4.50	4	0	0	0	0	4.0	5	15	4	2	0	0	4	5	0	0	.333	
Rogers, Kenny	1-0	0.00	1	1	0	0	0	8.0	2	25	0	0	0	0	3	5	0	0	.080	
Verlander, Justin	0-2	5.73	2	2	0	0	0	11.0	12	44	10	7	2	0	5	12	2	0	.273	
Walker, Jamie	0-0	0.00	1	0	0	0	0	0.1	0	1	0	0	0	0	0	1	1	0	.000	
Zumaya, Joel	0-1	3.00	3	0	0	0	0	3.0	1	11	3	1	0	0	3	3	1	0	.091	
Totals	1-4	3.00	5	5	0	0	1	42.0	36	158	22	14	2	2	23	34	5	0	.228	



INDIVIDUAL BATTING

BATTING AVERAGE

Highest Average, Career (Min. 30 AB).....	432	Sean Casey.....	2006
Highest Average, Division Series (Min. 10 AB).....	571	Carlos Guillen.....	2006
Highest Average, LCS (Min. 10 AB).....	529	Placido Polanco.....	2006
Highest Average, World Series (Min. 10 AB).....	529	Sean Casey.....	2006

GAMES PLAYED

Most Games Played, Career.....	23	Hank Greenberg.....	1934-35, 1940, 1945
Most Games Played, Division Series.....	4	Nine times.....	2006
Most Games Played, LCS.....	8	Darrell Evans.....	1984, 1987
		Kirk Gibson.....	1984, 1987
		Chet Lemon.....	1984, 1987
		Alan Trammell.....	1984, 1987
		Lou Whitaker.....	1984, 1987
Most Games Played, World Series.....	23	Hank Greenberg.....	1934-35, 1940, 1945

AT-BATS

Most At-Bats, Career.....	85	Hank Greenberg.....	1934-35, 1940, 1945
Most At-Bats, Division Series.....	17	Sean Casey.....	2006
		Curtis Granderson.....	2006
		Placido Polanco.....	2006
Most At-Bats, LCS.....	33	Kirk Gibson.....	1984, 1987
Most At-Bats, World Series.....	85	Hank Greenberg.....	1934-35, 1940, 1945
Most At-Bats, Division Series Game.....	5	Curtis Granderson.....	10/3/2006 at NYY
		Placido Polanco.....	10/3/2006 at NYY
		Sean Casey.....	10/7/2006 vs. NYY
		Curtis Granderson.....	10/7/2006 vs. NYY
		Placido Polanco.....	10/7/2006 vs. NYY
Most At-Bats, LCS Game.....	5	23 times.....	(last, Polanco, 10/14/2006 vs. OAK)
Most At-Bats, World Series Game.....	6	Germany Schaefer.....	10/8/1907 at CHC
		Goose Goslin.....	10/4/1934 vs. STL
		Doc Cramer.....	10/8/1945 at CHC
		Eddie Mayo.....	10/8/1945 at CHC
		Rudy York.....	10/8/1945 at CHC

RUNS SCORED

Most Runs, Career.....	17	Hank Greenberg.....	1934-35, 1940, 1945
Most Runs, Division Series.....	3	Six times.....	2006
Most Runs, LCS.....	7	Lou Whitaker.....	1984, 1987
Most Runs, World Series.....	17	Hank Greenberg.....	1934-35, 1940, 1945
Most Runs, Division Series Game.....	3	Magglio Ordonez.....	10/7/2006 vs. NYY
Most Runs, LCS Game.....	2	12 times.....	(last, Ordonez, 10/14/2006 vs. OAK)
Most Runs, World Series Game.....	3	Hank Greenberg.....	10/7/1945 at CHC
		Al Kaline.....	10/9/1968 at STL
		Kirk Gibson.....	10/14/1984 vs. SD

HITS

Most Hits, Career.....	27	Hank Greenberg.....	1934-35, 1940, 1945
Most Hits, Division Series.....	8	Carlos Guillen.....	2006
Most Hits, LCS.....	11	Kirk Gibson.....	1984, 1987
Most Hits, World Series.....	27	Hank Greenberg.....	1934-35, 1940, 1945
Most Hits, Division Series Game.....	3	Curtis Granderson.....	10/3/2006 at NYY
		Marcus Thames.....	10/5/2006 at NYY
		Carlos Guillen.....	10/7/2006 vs. NYY
Most Hits, LCS Game.....	3	Alan Trammell.....	10/2/1984 at KC
		Kirk Gibson.....	10/12/1987 vs. MIN
		Brandon Inge.....	10/10/2006 at OAK
		Placido Polanco.....	10/11/2006 at OAK
		Placido Polanco.....	10/14/2006 vs. OAK
Most Hits, World Series Game.....	4	Claude Rossman.....	10/9/1907 at CHC
		Ty Cobb.....	10/12/1908 at CHC
		Hank Greenberg.....	10/6/1934 at STL

EXTRA BASE HITS

Most Extra Base Hits, Career.....	14	Hank Greenberg.....	1934-35, 1940, 1945
Most Extra Base Hits, Division Series.....	4	Carlos Guillen.....	2006
Most Extra Base Hits, LCS.....	4	Kirk Gibson.....	1984, 1987
Most Extra Base Hits, World Series.....	14	Hank Greenberg.....	1934-35, 1940, 1945
Most Extra Base Hits, Division Series Game.....	2	Carlos Guillen.....	10/5/2006 at NYY
Most Extra Base Hits, LCS Game.....	2	Eight times.....	(last, Ordonez, 10/14/2006 vs. OAK)
Most Extra Base Hits, World Series Game.....	3	Hank Greenberg.....	10/7/1945 at CHC
		Sean Casey.....	10/27/2006 at STL

TOTAL BASES

Most Total Bases, Career.....	53	Hank Greenberg.....	1934-35, 1940, 1945
Most Total Bases, Division Series.....	14	Carlos Guillen.....	2006
Most Total Bases, LCS.....	19	Kirk Gibson.....	1984, 1987
Most Total Bases, World Series.....	53	Hank Greenberg.....	1934-35, 1940, 1945
Most Total Bases, Division Series Game.....	6	Curtis Granderson.....	10/3/2006 at NYY
		Carlos Guillen.....	10/5/2006 at NYY
Most Total Bases, LCS Game.....	8	Alan Trammell.....	10/2/1984 at KC
		Magglio Ordonez.....	10/14/2006 vs. OAK
Most Total Bases, World Series Game.....	9	Alan Trammell.....	10/13/1984 vs. SD
		Kirk Gibson.....	10/14/1984 vs. SD



TIGERS POST-SEASON RECORD BOOK

DOUBLES

Most Doubles, Career	9	Pete Fox	1934-35, 1940
Most Doubles, Division Series	3	Sean Casey	2006
		Carlos Guillen	2006
Most Doubles, LCS	2	Duke Sims	1972
		Tony Taylor	1972
		Kirk Gibson	1984, 1987
		Curtis Granderson	2006
		Craig Monroe	2006
Most Doubles, World Series	9	Pete Fox	1934-35, 1940
Most Doubles, Division Series Game	1	12 times	(last, Casey, Guillen, 10/7/2006 vs. NYY)
Most Doubles, LCS Game	2	Tony Taylor	10/11/1972 vs. OAK
Most Doubles, World Series Game	3	Hank Greenberg	10/7/1945 at CHC

TRIPLES

Most Triples, Career	2	Hank Greenberg	1934-35, 1940, 1945
Most Triples, Division Series	1	Curtis Granderson	2006
Most Triples, LCS	1	Duke Sims	1972
		Alan Trammell	1984, 1987
Most Triples, World Series	2	Hank Greenberg	1934-35, 1940, 1945
Most Triples, Division Series Game	1	Curtis Granderson	10/5/2006 at NYY
Most Triples, LCS Game	1	Duke Sims	10/7/1972 at OAK
		Alan Trammell	10/2/1984 at KC
Most Triples, World Series Game	1	11 times	(last, Guillen, 10/22/2006 vs. STL)

HOME RUNS

Most Home Runs, Career	5	Hank Greenberg	1934-35, 1940, 1945
		Craig Monroe	2006
Most Home Runs, Division Series	2	Curtis Granderson	2006
		Craig Monroe	2006
Most Home Runs, LCS	2	Kirk Gibson	1984, 1987
		Chet Lemon	1984, 1987
		Magglio Ordonez	2006
Most Home Runs, World Series	5	Hank Greenberg	1934-35, 1940, 1945
Most Home Runs, Division Series Game	1	Six times	(last, Ordonez, Monroe, 10/7/2006 vs. NYY)
Most Home Runs, LCS Game	2	Magglio Ordonez	10/14/2006 vs. OAK
Most Home Runs, World Series Game	2	Alan Trammell	10/13/1984 vs. SD
		Kirk Gibson	10/14/1984 vs. SD

RUNS BATTED IN

Most RBI, Career	22	Hank Greenberg	1934-35, 1940, 1945
Most RBI, Division Series	5	Curtis Granderson	2006
Most RBI, LCS	6	Kirk Gibson	1984, 1987
		Magglio Ordonez	2006
Most RBI, World Series	22	Hank Greenberg	1934-35, 1940, 1945
Most RBI, Division Series Game	2	Curtis Granderson	10/5/2006 at NYY
		Sean Casey	10/6/2006 vs. NYY
		Curtis Granderson	10/6/2006 vs. NYY
		Craig Monroe	10/7/2006 vs. NYY
		Magglio Ordonez	10/7/2006 vs. NYY
		Ivan Rodriguez	10/7/2006 vs. NYY
Most RBI, LCS Game	4	Alexis Gomez	10/11/2006 at OAK
		Magglio Ordonez	10/14/2006 vs. OAK
Most RBI, World Series Game	5	Kirk Gibson	10/14/1984 vs. SD

WALKS

Most Walks, Career	13	Hank Greenberg	1934-35, 1940, 1945
		Jo-Jo White	1934-35
Most Walks, Division Series	2	Carlos Guillen	2006
		Ivan Rodriguez	2006
Most Walks, LCS	7	Lou Whitaker	1984, 1987
Most Walks, World Series	13	Hank Greenberg	1934-35, 1940, 1945
		Jo-Jo White	1934-35
Most Walks, Division Series Game	2	Carlos Guillen	10/3/2006 at NYY
Most Walks, LCS Game	3	Darrell Evans	10/10/1987 vs. MIN
		Lou Whitaker	10/11/1987 vs. MIN
		Curtis Granderson	10/13/2006 vs. OAK
Most Walks, World Series Game	3	Pinky Higgins	10/6/1940 vs. CIN
		Roy Cullenbine	10/10/1945 at CHC
		Don Wert	10/3/1968 at STL
		Dick McAuliffe	10/9/1968 at STL

STRIKEOUTS

Most Strikeouts, Career	19	Hank Greenberg	1934-35, 1940, 1945
Most Strikeouts, Division Series	6	Brandon Inge	2006
Most Strikeouts, LCS	9	Kirk Gibson	1984, 1987
Most Strikeouts World Series	19	Hank Greenberg	1934-35, 1940, 1945
Most Strikeouts, Division Series Game	3	Brandon Inge	10/5/2006 at NYY
Most Strikeouts, LCS Game	3	Dick McAuliffe	10/7/1972 at OAK
		Bill Madlock	10/7/1987 at MIN
		Kirk Gibson	10/8/1987 at MIN
Most Strikeouts, World Series Game	4	Schoolboy Rowe	10/4/1934 vs. STL



INDIVIDUAL PITCHING

GAMES WON

Most Games Won, Career.....	4	Tommy Bridges.....	1934-35, 1940, 1945
Most Games Won, Division Series.....	1	Jeremy Bonderman.....	2006
		Kenny Rogers.....	2006
		Jamie Walker.....	2006
Most Games Won, LCS.....	1	Joe Coleman.....	1972
		John Hiller.....	1972
		Aurelio Lopez.....	1984
		Jack Morris.....	1984
		Milt Wilcox.....	1984
		Mike Henneman.....	1987
		Wilfredo Ledezma.....	2006
		Nate Robertson.....	2006
		Kenny Rogers.....	2006
		Justin Verlander.....	2006
Most Games Won, World Series.....	4	Tommy Bridges.....	1934-35, 1940, 1945

GAMES LOST

Most Games Lost, Career.....	5	Schoolboy Rowe.....	1934-35, 1940
Most Games Lost, Division Series.....	1	Nate Robertson.....	2006
Most Games Lost, LCS.....	2	Woody Fryman.....	1972
		Doyle Alexander.....	1987
Most Games Lost, World Series.....	5	Schoolboy Rowe.....	1934-35, 1940

EARNED RUN AVERAGE

Lowest ERA, Career (Min 40 IP).....	1.57	Mickey Lolich.....	1968, 1972
Lowest ERA, Division Series (Min 6 IP).....	0.00	Kenny Rogers.....	2006
Lowest ERA, LCS (Min 10 IP).....	1.42	Mickey Lolich.....	1972
Lowest ERA, World Series (Min 10 IP).....	0.79	Johnny Gorsica.....	1940

GAMES PITCHED

Most Games Pitched, Career.....	8	Schoolboy Rowe.....	1934-35, 1940
Most Games Pitched, Division Series.....	3	Jamie Walker.....	2006
Most Games Pitched, LCS.....	4	Guillermo Hernandez.....	1984, 1987
Most Games Pitched, World Series.....	8	Schoolboy Rowe.....	1934-35, 1940

GAMES STARTED

Most Games Started, Career.....	6	Wild Bill Donovan.....	1907-09
		George Mullin.....	1907-09
		Schoolboy Rowe.....	1934-35, 1940
Most Games Started, Division Series.....	1	Jeremy Bonderman.....	2006
		Nate Robertson.....	2006
		Kenny Rogers.....	2006
		Justin Verlander.....	2006
Most Games Started, LCS.....	2	Woody Fryman.....	1972
		Mickey Lolich.....	1972
		Jack Morris.....	1984, 1987
		Doyle Alexander.....	1987
Most Games Started, World Series.....	6	Wild Bill Donovan.....	1907-09
		George Mullin.....	1907-09
		Schoolboy Rowe.....	1934-35, 1940

COMPLETE GAMES

Most Complete Games, Career.....	6	George Mullin.....	1907-09
Most Complete Games, LCS.....	1	Joe Coleman.....	1972
		Jack Morris.....	1987
Most Complete Games, World Series.....	6	George Mullin.....	1907-09

SHUTOUTS

Most Shutouts, Career.....	1	George Mullin.....	1909
		Bobo Newsom.....	1940
		Joe Coleman.....	1972
Most Shutouts, LCS.....	1	Joe Coleman.....	1972
Most Shutouts, World Series.....	1	George Mullin.....	1909
		Bobo Newsom.....	1940

SAVES (Since 1969)

Most Saves, Career.....	4	Todd Jones.....	2006
Most Saves, Division Series.....	1	Todd Jones.....	2006
Most Saves, LCS.....	2	Todd Jones.....	2006
Most Saves, World Series.....	2	Willie Hernandez.....	1984

INNINGS PITCHED

Most Innings Pitched, Career.....	58.0	George Mullin.....	1907-09
Most Innings Pitched, Division Series.....	8.1	Jeremy Bonderman.....	2006
Most Innings Pitched, LCS.....	19.0	Mickey Lolich.....	1972
Most Innings Pitched, World Series.....	58.0	George Mullin.....	1907-09
Most Innings Pitched, Division Series Game.....	8.1	Jeremy Bonderman.....	10/7/2006 vs. NYY
Most Innings Pitched, LCS Game.....	10.0	Mickey Lolich.....	10/7/1972 at OAK
Most Innings Pitched, World Series Game.....	12.0	Wild Bill Donovan.....	10/8/1907 at CHC
		Schoolboy Rowe.....	10/4/1934 vs. STL

HITS ALLOWED

Most Hits Allowed, Career.....	52	Tommy Bridges.....	1934-35, 1940, 1945
Most Hits Allowed, Division Series.....	12	Nate Robertson.....	2006
Most Hits Allowed, LCS.....	14	Mickey Lolich.....	1972
		Doyle Alexander.....	1987
Most Hits Allowed, World Series.....	52	Tommy Bridges.....	1934-35, 1940, 1945



TIGERS POST-SEASON RECORD BOOK

Most Hits Allowed, Division Series Game	12	Nate Robertson	10/3/2006 at NYY
Most Hits Allowed, LCS Game	9	Mickey Lolich	10/7/1972 at OAK
Most Hits Allowed, World Series Game	12	Tommy Bridges	10/7/1935 vs. CHC

RUNS ALLOWED

Most Runs Allowed, Career	23	Schoolboy Rowe	1934-35, 1940
Most Runs Allowed, Division Series	7	Nate Robertson	2006
Most Runs Allowed, LCS	10	Doyle Alexander	1987
Most Runs Allowed, World Series	23	Schoolboy Rowe	1934-35, 1940, 1945
Most Runs Allowed, Division Series Game	7	Nate Robertson	10/3/2006 at NYY
Most Runs Allowed, LCS Game	6	Doyle Alexander	10/7/1987 at MIN
		Jack Morris	10/8/1987 at MIN
		Walt Terrell	10/10/1987 vs. MIN
Most Runs Allowed, World Series Game	8	Ed Summers	10/13/1909 at PIT

EARNED RUNS ALLOWED

Most Earned Runs Allowed, Career	20	Schoolboy Rowe	1934-35, 1940
Most Earned Runs Allowed, Division Series	7	Nate Robertson	2006
Most Earned Runs Allowed, LCS	10	Doyle Alexander	1987
Most Earned Runs Allowed, World Series	20	Schoolboy Rowe	1934-35, 1940
Most Earned Runs Allowed, Division Series Game	7	Nate Robertson	10/3/2006 at NYY
Most Earned Runs Allowed, LCS Game	6	Doyle Alexander	10/7/1987 at MIN
		Jack Morris	10/8/1987 at MIN
		Walt Terrell	10/10/1987 vs. MIN
Most Earned Runs Allowed, World Series Game	7	Ed Summers	10/13/1909 at PIT
		Hal Newhouser	10/3/1945 vs. CHC

DOUBLES ALLOWED

Most Doubles Allowed, Career	10	Tommy Bridges	1934-35, 1940, 1945
		Schoolboy Rowe	1934-35, 1940
Most Doubles Allowed, Division Series	3	Nate Robertson	2006
		Kenny Rogers	2006
Most Doubles Allowed, LCS	4	Doyle Alexander	1987
Most Doubles Allowed, World Series	10	Tommy Bridges	1934-35, 1940, 1945
		Schoolboy Rowe	1934-35, 1940
Most Doubles Allowed, Division Series Game	3	Nate Robertson	10/3/2006 at NYY
		Kenny Rogers	10/6/2006 vs. NYY
Most Doubles Allowed, LCS Game	3	Jack Morris	10/8/1987 at MIN
Most Doubles Allowed, World Series Game	4	Jeremy Bonderman	10/26/2006 at STL

TRIPLES ALLOWED

Most Triples Allowed, Career	5	Tommy Bridges	1934-35, 1940, 1945
Most Triples Allowed, LCS	1	Jack Morris	1984
		Doyle Alexander	1987
Most Triples Allowed, World Series	5	Tommy Bridges	1934-35, 1940, 1945
Most Triples Allowed, LCS Game	1	Jack Morris	10/2/1984 at KC
		Doyle Alexander	10/7/1987 at MIN
Most Triples Allowed, World Series Game	2	Tommy Bridges	10/5/1934 at STL
		Tommy Bridges	10/9/1934 vs. STL

HOME RUNS ALLOWED

Most Home Runs Allowed, Career	5	Justin Verlander	2006
Most Home Runs Allowed, Division Series	2	Jamie Walker	2006
Most Home Runs Allowed, LCS	2	Doyle Alexander	1987
		Frank Tanana	1987
		Walt Terrell	1987
		Justin Verlander	2006
Most Home Runs Allowed, World Series	3	Schoolboy Rowe	1934-35, 1940
Most Home Runs Allowed, Division Series Game	1	Nate Robertson	10/3/2006 at NYY
		Jamie Walker	10/3/2006 at NYY
		Justin Verlander	10/5/2006 at NYY
		Jamie Walker	10/7/2006 vs. NYY
Most Home Runs Allowed, LCS Game	2	Doyle Alexander	10/7/1987 at MIN
		Walt Terrell	10/10/1987 vs. MIN
		Frank Tanana	10/11/1987 vs. MIN
		Justin Verlander	10/11/2006 at OAK
Most Home Runs Allowed, World Series Game	2	Justin Verlander	10/21/2006 vs. STL

HIT BATSMEN

Most Hit Batsmen, Career	4	Wild Bill Donovan	1907-09
Most Hit Batsmen, Division Series	2	Nate Robertson	2006
Most Hit Batsmen, LCS	3	Frank Tanana	1987
Most Hit Batsmen, World Series	4	Wild Bill Donovan	1907-09
Most Hit Batsmen, Division Series Game	2	Nate Robertson	10/3/2006 at NYY
Most Hit Batsmen, LCS Game	3	Frank Tanana	10/11/1987 vs. MIN
Most Hit Batsmen, World Series Game	2	Wild Bill Donovan	10/8/1907 at CHC
		George Mullin	10/8/1909 at PIT
		Ed Willett	10/11/1909 vs. PIT

WALKS

Most Walks, Career	17	Wild Bill Donovan	1907-09
Most Walks, Division Series	4	Justin Verlander	2006
Most Walks, LCS	6	Mike Henneman	1987
Most Walks, World Series	17	Wild Bill Donovan	1907-09
Most Walks, Division Series Game	4	Justin Verlander	10/5/2006 at NYY
Most Walks, LCS Game	4	Walt Terrell	10/10/1987 vs. MIN
		Frank Tanana	10/11/1987 vs. MIN
Most Walks, World Series Game	6	Wild Bill Donovan	10/16/1909 vs. PIT
		Earl Wilson	10/5/1968 vs. STL

TIGERS POST-SEASON RECORD BOOK



POST-SEASON

STRIKEOUTS

Most Strikeouts, Career	36	George Mullin	1907-09
Most Strikeouts, Division Series	8	Kenny Rogers	2006
Most Strikeouts, LCS	14	Joe Coleman	1972
Most Strikeouts, World Series	36	George Mullin	1907-09
Most Strikeouts, Division Series Game	8	Kenny Rogers	10/6/2006 vs. NYY
Most Strikeouts, LCS Game	14	Joe Coleman	10/10/1972 vs. OAK
Most Strikeouts, World Series Game	12	Wild Bill Donovan	10/8/1907 at CHC

CLUB BATTING

BATTING AVERAGE

Highest Average, Post-season	.261	2006
Highest Average, Division Series	.309	2006
Highest Average, LCS	.285	2006
Highest Average, World Series	.253	1984

AT-BATS

Most At-Bats, Post-season	437	2006
Most At-Bats, Division Series	139	2006
Most At-Bats, LCS	167	1987
Most At-Bats, World Series	250	1934
Most At-Bats, Game	48	10/8/1945 at CHC (12 inn.)
Fewest At-Bats, Game	26	10/5/1984 vs. KC

RUNS SCORED

Most Runs, Post-season	55	2006
Most Runs, Division Series	22	2006
Most Runs, LCS	23	1987
Most Runs, World Series	34	1968
Most Runs, Game	13	10/9/1968 at STL
Most Runs by Both Clubs, Game	16	10/10/1908 vs. CHC

HITS

Most Hits, Post-season	114	2006
Most Hits, Division Series	43	2006
Most Hits, LCS	40	1987
Most Hits, World Series	56	1934, 1940, 1968
Most Hits, Game	14	10/2/1984 at KC
Fewest Hits, Game	1	10/5/1945 vs. CHC
Most Hits by Both Clubs, Game	28	10/8/1945 at CHC (12 inn.)

EXTRA BASE HITS

Most Extra Base Hits, Post-season	46	2006
Most Extra Base Hits, Division Series	19	2006
Most Extra Base Hits, LCS	14	2006
Most Extra Base Hits, World Series	18	1909
Most Extra Base Hits, Game	7	10/3/2006 at NYY

SINGLES

Most Singles, Post-season	68	2006
Most Singles, Division Series	24	2006
Most Singles, LCS	29	1987
Most Singles, World Series	42	1945
Most Singles, Game	11	10/6/1940 vs. CIN

DOUBLES

Most Doubles, Post-season	27	2006
Most Doubles, Division Series	12	2006
Most Doubles, LCS	7	2006
Most Doubles, World Series	16	1909
Most Doubles, Game	5	10/3/2006 at NYY

TRIPLES

Most Triples, Post-season	3	1940, 1968
Most Triples, Division Series	1	2006
Most Triples, LCS	1	1972, 1984
Most Triples, World Series	3	1940, 1968
Most Triples, Game	2	10/7/1968 vs. STL

HOME RUNS

Most Home Runs, Post-season	17	2006
Most Home Runs, Division Series	6	2006
Most Home Runs, LCS	7	1987, 2006
Most Home Runs, World Series	8	1968
Most Home Runs, Game	3	10/3/1968 at STL 10/2/1984 at KC 10/14/1984 vs. SD

WALKS

Most Walks, Post-season	34	2006
Most Walks, Division Series	7	2006
Most Walks, LCS	19	2006
Most Walks, World Series	33	1945
Most Walks, Game	11	10/12/1984 vs. SD

STRIKEOUTS

Most Strikeouts, Post-season	84	2006
Most Strikeouts, Division Series	22	2006
Most Strikeouts, LCS	35	1987
Most Strikeouts, World Series	59	1968
Most Strikeouts, Game	17	10/2/1968 at STL



TIGERS POST-SEASON RECORD BOOK

SLUGGING PERCENTAGE

Highest Slugging Percentage, Post-season449.....	2006
Lowest Slugging Percentage, Post-season234.....	1908

ON-BASE PERCENTAGE

Highest On-Base Percentage, Post-season335.....	1935
Lowest On-Base Percentage, Post-season253.....	1907

CLUB PITCHING

EARNED RUN AVERAGE

Lowest ERA, Post-season2.14.....	1972
Highest ERA, Post-season6.70.....	1987

COMPLETE GAMES

Most Complete Games, Post-season5.....	1935
Fewest Complete Games, Post-season0.....	2006

SHUTOUTS

Most Shutouts, Post-season2.....	2006
Fewest Shutouts, Post-season0.....	seven times (last, 1987)

SAVES (SINCE 1969)

Most Saves, Post-season4.....	2006
Fewest Saves, Post-season0.....	1972, 1987

INNINGS PITCHED

Most Innings Pitched, Post-season113.0.....	2006
Fewest Innings Pitched, Post-season43.0.....	1987

HITS ALLOWED

Most Hits Allowed, Post-season98.....	2006
Fewest Hits Allowed, Post-season38.....	1972
Most Hits Allowed, Game17.....	10/9/1934 vs. STL
Fewest Hits Allowed, Game2.....	10/13/2006 vs. OAK

RUNS ALLOWED

Most Runs Allowed, Post-season45.....	2006
Fewest Runs Allowed, Post-season13.....	1972
Most Runs Allowed, Game11.....	10/9/1934 vs. STL
Fewest Runs Allowed, Game0.....	six times (last, 10/13/2006 vs. OAK)

EARNED RUNS ALLOWED

Most Earned Runs Allowed, Post-season37.....	2006
Fewest Earned Runs Allowed, Post-season11.....	1907, 1972
Most Earned Runs Allowed, Game9.....	10/9/1934 vs. STL 10/3/1945 vs. CHC 10/12/1987 vs. MIN
Fewest Earned Runs Allowed, Game0.....	nine times (last, 10/13/2006 vs. OAK)

HOME RUNS ALLOWED

Most Home Runs Allowed, Post-season10.....	2006
Fewest Home Runs Allowed, Post-season0.....	1907
Most Home Runs Allowed, Game3.....	10/11/2006 at OAK

HIT BATSMEN

Most Hit Batsmen, Post-season6.....	1909, 2006
Fewest Hit Batsmen, Post-season0.....	1908, 1940, 1945, 1984
Most Hit Batsmen, Game3.....	10/11/1987 vs. MIN

WALKS

Most Walks, Post-season45.....	2006
Fewest Walks, Post-season11.....	1934, 1935
Most Walks, Game10.....	10/16/1909 vs. PIT
Fewest Walks, Game0.....	seven times (last, 10/13/1984 vs. SD)

STRIKEOUTS

Most Strikeouts, Post-season86.....	2006
Fewest Strikeouts, Post-season25.....	1987
Most Strikeouts, Game14.....	10/10/1972 vs. OAK
Fewest Strikeouts, Game1.....	10/16/1909 vs. PIT 10/6/1934 at STL

WILD PITCHES

Most Wild Pitches, Post-season7.....	2006
Fewest Wild Pitches, Post-season0.....	1907, 1935, 1968

MULTI-HOME RUN GAMES IN THE POST-SEASON

Magglio Ordonez became the third Tigers player to connect for two home runs during a post-season game after doing so on October 14, 2006 versus Oakland at Comerica Park. The following is the list of three players with multiple home runs in a post-season game in club history:

Player	Date	Opponent
Alan Trammell	October 13, 1984	vs. San Diego
Kirk Gibson	October 14, 1984	vs. San Diego
Magglio Ordonez	October 14, 2006	vs. Oakland



CLUB BASERUNNING

STOLEN BASES

Most Stolen Bases, Post-season.....	11	1984
Fewest Stolen Bases, Post-season.....	0	1940, 1968, 1972

CAUGHT STEALING

Most Caught Stealing, Post-season.....	6	1909
Fewest Caught Stealing, Post-season.....	0	1987

CLUB MISCELLANEOUS

LENGTH OF GAMES

Longest Game, Innings.....	12	10/8/1907 at CHC 10/4/1934 vs. STL 10/8/1945 at CHC
Longest Nine-Inning Game, Time.....	3:35	10/26/2006 at STL
Longest Extra-Inning Game, Time.....	3:37	10/3/1984 at KC (11 inn.)
Shortest Game, Time.....	1:25	10/14/1908 vs. CHC

GAMES WON

Most Games Won, Post-season.....	8	2006
Most Games Won at Home, Post-season.....	5	2006
Most Games Won on Road, Post-season.....	3	1945, 1968, 1984, 2006
Longest Winning Streak, Post-season.....	7	10/5-10/14/2006

GAMES LOST

Most Games Lost, Post-season.....	5	2006
Most Games Lost at Home, Post-season.....	3	1908, 1934
Most Games Lost on Road, Post-season.....	4	2006
Longest Losing Streak, Post-season.....	4	10/9-12/1907

PITCHERS USED

Most Pitchers Used, Nine-Inning Game.....	6	10/9/1934 vs. STL 10/6/1968 vs. STL 10/21/2006 vs. STL 10/24/2006 at STL
Most Pitchers Used by Both Clubs, Game.....	9	10/8/1945 at CHC 10/11/1972 vs. OAK 10/10/2006 at OAK 10/11/2006 at OAK

ATTENDANCE

Largest Attendance, Home Post-season Game.....	55,500	10/5/1945 vs. CHC
Smallest Attendance, Home Post-season Game.....	6,210	10/14/1908 vs. CHC
Largest Attendance, Road Post-season Game.....	57,911	10/10/1984 at SD
Smallest Attendance, Road Post-season Game.....	13,114	10/10/1907 at CHC

POST-SEASON ATTENDANCE AT DETROIT

Year	Opponent	Event	Attendance	Games
2006	St. Louis	World Series	85,012	2
	OAKLAND	ALCS	84,636	2
	NEW YORK	ALDS	86,566	2
1987	Minnesota	ALCS	149,117	3
1984	SAN DIEGO	World Series	156,001	3
	KANSAS CITY	ALCS	52,168	1
1972	Oakland	ALCS	129,047	3
1968	ST. LOUIS	World Series	160,902	3
1945	CHICAGO	World Series	163,773	3
1940	Cincinnati	World Series	162,159	3
1935	CHICAGO	World Series	142,553	3
1934	St. Louis	World Series	171,409	4
1909	Pittsburgh	World Series	63,410	4
1908	Chicago	World Series	29,929	3
1907	Chicago	World Series	18,676	2

Series victories in ALL CAPS.

TIGERS REACH THREE MILLION MARK IN 2008

The Tigers welcomed 3,202,645 fans to Comerica Park during the 2008 season, marking the second time in club history the team surpassed the three million mark in attendance. The club surpassed the three million mark with 3,047,139 tickets sold during the 2007 season. Additionally, the 3,202,645 tickets sold in 2008 established a single-season franchise record.

Detroit sold out 27 of the club's home games at Comerica Park during the 2008 season.

Forty-one of Detroit's 81 home games at Comerica Park during the 2007 season were sellouts, including 14 straight home games June 29-August 4. The 14 straight sellouts established a Comerica Park record.



TIGERS POST-SEASON HOME RUNS

WORLD SERIES

DATE	OPPONENT	PLAYER	PITCHER	INN.	ON
October 13, 1909	at Pittsburgh	Davy Jones	Babe Adams	1st	0
October 13, 1909	at Pittsburgh	Sam Crawford	Babe Adams	8th	0
October 3, 1934	St. Louis	Hank Greenberg	Dizzy Dean	8th	0
October 7, 1934	at St. Louis	Charlie Gehringer	Dizzy Dean	6th	0
October 3, 1935	Chicago Cubs	Hank Greenberg	Charlie Root	1st	1
October 2, 1940	at Cincinnati	Bruce Campbell	Whitey Moore	5th	1
October 4, 1940	Cincinnati	Rudy York	Jim Turner	7th	1
October 4, 1940	Cincinnati	Pinky Higgins	Jim Turner	7th	1
October 6, 1940	Cincinnati	Hank Greenberg	Junior Thompson	3rd	2
October 4, 1945	Chicago Cubs	Hank Greenberg	Hank Wyse	5th	2
October 8, 1945	at Chicago	Hank Greenberg	Ray Prim	8th	0
October 3, 1968	at St. Louis	Willie Horton	Nelson Briles	2nd	0
October 3, 1968	at St. Louis	Mickey Lolich	Nelson Briles	3rd	0
October 3, 1968	at St. Louis	Norm Cash	Nelson Briles	6th	0
October 5, 1968	St. Louis	Al Kaline	Ray Washburn	3rd	1
October 5, 1968	St. Louis	Dick McAuliffe	Ray Washburn	5th	0
October 6, 1968	St. Louis	Jim Northrup	Bob Gberson	4th	0
October 9, 1968	at St. Louis	Jim Northrup	Larry Jaster	3rd	3
October 9, 1968	at St. Louis	Al Kaline	Steve Carlton	5th	0
October 9, 1984	at San Diego	Larry Herndon	Mark Thurmond	5th	1
October 12, 1984	San Diego	Marty Castillo	Tim Lollar	2nd	1
October 13, 1984	San Diego	Alan Trammell	Eric Show	1st	1
October 13, 1984	San Diego	Alan Trammell	Eric Show	3rd	1
October 14, 1984	San Diego	Kirk Gibson	Mark Thurmond	1st	1
October 14, 1984	San Diego	Lance Parrish	Rich Gossage	7th	0
October 14, 1984	San Diego	Kirk Gibson	Rich Gossage	8th	2
October 21, 2006	St. Louis	Craig Monroe	Anthony Reyes	9th	0
October 22, 2006	St. Louis	Craig Monroe	Jeff Weaver	1st	0
October 26, 2006	at St. Louis	Sean Casey	Jeff Suppan	2nd	0
October 27, 2006	at St. Louis	Sean Casey	Jeff Weaver	4th	1


LEAGUE CHAMPIONSHIP SERIES

DATE	OPPONENT	PLAYER	PITCHER	INN.	ON
October 7, 1972	at Oakland	Norm Cash	Catfish Hunter	2nd	0
October 7, 1972	at Oakland	Al Kaline	Rollie Fingers	11th	0
October 10, 1972	Oakland	Bill Freehan	Bob Locker	8th	0
October 11, 1972	Oakland	Dick McAuliffe	Catfish Hunter	3rd	0
October 2, 1984	at Kansas City	Larry Herndon	Buddy Black	4th	0
October 2, 1984	at Kansas City	Alan Trammell	Buddy Black	5th	0
October 2, 1984	at Kansas City	Lance Parrish	Mike Jones	9th	0
October 3, 1984	at Kansas City	Kirk Gibson	Bret Saberhagen	3rd	0
October 7, 1987	at Minnesota	Mike Heath	Frank Viola	3rd	0
October 7, 1987	at Minnesota	Kirk Gibson	Frank Viola	6th	0
October 8, 1987	at Minnesota	Chet Lemon	Bert Blyleven	2nd	1
October 8, 1987	at Minnesota	Lou Whitaker	Bert Blyleven	8th	0
October 10, 1987	Minnesota	Pat Sheridan	Jeff Reardon	8th	1
October 12, 1987	Minnesota	Matt Nokes	Bert Blyleven	4th	1
October 12, 1987	Minnesota	Chet Lemon	Juan Berenguer	8th	0
October 10, 2006	at Oakland	Brandon Inge	Barry Zito	3rd	0
October 10, 2006	at Oakland	Ivan Rodriguez	Barry Zito	4th	0
October 11, 2006	at Oakland	Alexis Gomez	Esteban Loaiza	6th	1
October 11, 2006	at Oakland	Curtis Granderson	Huston Street	9th	0
October 13, 2006	Oakland	Craig Monroe	Rich Harden	5th	0
October 14, 2006	Oakland	Magglio Ordonez	Dan Haren	6th	0
October 14, 2006	Oakland	Magglio Ordonez	Huston Street	9th	2

DIVISION SERIES

DATE	OPPONENT	PLAYER	PITCHER	INN.	ON
October 3, 2006	at New York Yankees	Craig Monroe	Chien-Ming Wang	5th	0
October 3, 2006	at New York Yankees	Curtis Granderson	Mike Myers	7th	0
October 5, 2006	at New York Yankees	Carlos Guillen	Mike Mussina	6th	0
October 6, 2006	New York Yankees	Curtis Granderson	Brian Bruney	7th	0
October 7, 2006	New York Yankees	Magglio Ordonez	Jaret Wright	2nd	0
October 7, 2006	New York Yankees	Craig Monroe	Jaret Wright	2nd	1

TIGERS IN THE HALL OF FAME





TY COBB

CF, 1905-26

Elected to Hall of Fame: 1936

Ht./Wt.: 6-1/175

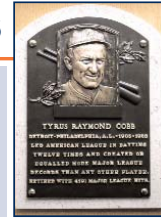
Born: 12/18/1886 in Narrows, GA

Full Name: Tyrus Raymond Cobb

Nickname: "The Georgia Peach"

Batted/Threw: L/R

Died: 7/17/61 in Atlanta, GA



Perhaps the greatest player in baseball history, there is little doubt that Ty Cobb, called a "Genius in Spikes," was the greatest competitor the game has ever seen.

- Received seven more votes than Babe Ruth when elected as one of the five original members of the Hall of Fame... garnered 98.2 percent of the vote, the highest percentage ever until Tom Seaver was elected with 98.8 percent in 1992.
- Owns the highest lifetime batting average (.367) in major league history.
- Major league record 4,191 career hits stood for almost 60 years and single-season major league record of 96 stolen bases in 1915 stood for nearly 50 years.
- Held the major league record for career runs scored (2,245) for 75 years until Rickey Henderson surpassed the total during the 2001 season.
- Also ranks second all-time in triples (297), fourth in doubles (724) and fourth in stolen bases (892)...his triples total is second only to Tigers teammate Sam Crawford.
- Batted .400-or-better three times (.420, 1911; .410, 1912; .401, 1922), tied for most in major league history...one of just two players (Hornsby) who played their entire career after 1900 to accomplish the feat.
- Chalmers Award winner (American League Most Valuable Player) in 1911 after batting a career-high .420.
- From 1907-20, won the league batting title in 12 out of 14 seasons.
- Drove in more than 100 runs seven times, mostly during the dead-ball era, and from 1907-11, led the league in RBI in four of the five years.
- Captured the 1909 Triple Crown, pacing both major leagues in batting average (.377), home runs (9) and RBI (107), en route to leading the Tigers to the last of his three World Series appearances.
- Led the Tigers to consecutive American League pennants in 1907, 1908 and 1909.
- Following a 22-year career with the Tigers, including six seasons (1921-26) as player-manager, played his final two seasons as a member of the Philadelphia Athletics.
- Did not wear a uniform number as they were not used by the Tigers until the 1930s.

MICKEY COCHRANE

C, 1934-37

Elected to Hall of Fame: 1947

Ht./Wt.: 5-10/180


Born: 4/6/1903 in Bridgewater, MA

Full Name: Gordon Stanley Cochrane

Nickname: "Black Mike"

Batted/Threw: L/R

Died: 6/28/62 in Lake Forest, IL



One of the finest backstops the game has ever produced, Mickey Cochrane took over a fifth-place Tigers club as player-manager in 1934 and immediately led Detroit to back-to-back American League pennants and its first World Championship in 1935.

- Named the 1934 American League Most Valuable Player after leading the Tigers to their first American League pennant in 25 years.
- The following season, led the Tigers to their first-ever World Series title, scoring the winning run in the bottom of the ninth in Game Six to defeat the Chicago Cubs at Tiger Stadium.
- Of that title-clinching game, Cochrane later said, "It was my greatest day in baseball."
- In May of 1937, after homering off the Yankees' Bump Hadley, Cochrane was beamed in the right temple by a Hadley fastball and remained unconscious for 10 days before finally pulling through...although he continued as Tigers manager for part of the following season, he never played again.
- Known as one of the best batsmen ever to play catcher, posting a lifetime .320 batting average and hitting better than .300 in a season nine times in his career.
- Acquired by the Tigers from the Philadelphia Athletics following the 1933 season in exchange for Johnny Pasek and \$100,000 after taking part in three pennant-winners...helped the 1929 A's, regarded as one of the greatest teams in baseball history, to the World Series title.
- Also named American League Most Valuable Player in 1928 with the Athletics...spent a total of nine seasons with the A's after coming up to the big leagues in 1925.
- Despite spending just four of his 13 major league seasons in a Detroit uniform, Cochrane entered the Hall of Fame in 1947 as a Tiger.
- Wore uniform No. 3 while playing for Detroit.



SAM CRAWFORD

RF, 1903-17

Elected to Hall of Fame: 1957

Ht./Wt.: 6-0/190


Born: 4/18/1880 in Wahoo, NE

Full Name: Samuel Earl Crawford

Nickname: "Wahoo Sam"

Batted/Threw: L/L

Died: 6/15/68 in Hollywood, CA



Although he spent most of his career in the shadows of the great Ty Cobb, his teammate in the Tigers outfield for 13 seasons, "Wahoo Sam" Crawford carved his niche in baseball history as its most prolific triples hitter ever.

- Led the league in three-baggers six times, once in the National League with Cincinnati and five times in the American League with Detroit...five times he hit more than 20 triples in a season en route to his career record of 309.
- Is the all-time leader in triples, legging out 309 for his career.
- A lifetime .309 hitter known as one of the hardest hitters of the dead-ball era.
- Led the American League in RBI three times, runs scored once and doubles once.
- Finished his career just 39 hits short of 3,000.
- Batted .314 and led the league with 104 RBI and a career-high 26 triples in 1914 and finished runner-up to Philadelphia's Eddie Collins for the Chalmers Award (American League Most Valuable Player).
- Helped the Tigers to consecutive American League pennants in 1907, 1908 and 1909.
- His nickname derived from his hometown of Wahoo, NE.
- Elected to the Hall of Fame by the Veterans Committee in 1957.

HALL OF FAME

CHARLIE GEHRINGER

2B, 1924-42

Elected to Hall of Fame: 1949

Ht./Wt.: 5-11/180


Born: 5/11/1903 in Fowlerville, MI

Full Name: Charles Leonard Gehring

Nickname: "The Mechanical Man"

Batted/Threw: L/R

Died: 1/21/93 in Bloomfield Hills, MI



Known for his quiet efficiency, Michigan native Charlie Gehringer was not only the best fielding second baseman of his time, but he also hit for power and average. Ty Cobb, who managed the Tigers during Gehringer's first three seasons, called him, aside from Eddie Collins, "the greatest second baseman (he) ever saw."

- Batted over .300 in 13 of his 16 full seasons, had 200-or-more hits seven times and posted a lifetime batting average of .320.
- Named the American League Most Valuable Player in 1937 after hitting a career-high .371 to lead the league...finished runner-up to teammate Mickey Cochrane for the Most Valuable Player award in 1934.
- In 1929, led the American League in eight categories including hits, runs, doubles, triples, stolen bases, games, putouts and fielding percentage.
- Hit 15-or-more home runs in a season six times and had 100 or more RBI seven times.
- Drilled 60 doubles in 1936, a Tigers record for a lefthanded hitter.
- Batted .375 and handled 39 chances without an error in the 1935 World Series to help Detroit to the title.
- Also a part of American League pennant-winning Tigers clubs in 1934 and 1940.
- Had his uniform No. 2 retired by the Tigers on June 12, 1983, the same day that Hank Greenberg's No. 5 was retired.
- Served as the Tigers General Manager from 1951-53.

STEARNES' STAR SHINES AT HALL OF FAME

Norman "Turkey" Stearnes, a standout slugger for the Detroit Stars of the Negro League, earned his spot in baseball history as he was inducted into the National Baseball Hall of Fame in 2000. Stearnes, a gifted outfielder and powerful hitter, played for the Stars from 1923-30 and in 1937, and he also played with several other Negro League teams. Legendary Negro League player Satchel Paige was quoted as saying that "Turkey Stearnes was one of the greatest hitters we ever had...he was as good as anybody who ever played baseball."

Following his successful career in baseball, Stearnes and his wife, Nettie, stayed in Detroit. Stearnes could almost always be found at Tigers home games before he passed away on September 4, 1979 at the age of 78. Nettie Stearnes and the Stearnes' family, friends and former teammates were tireless in their efforts to have Turkey's accomplishments rightfully recognized with the sport's highest honor. In 2000, Turkey Stearnes' legacy was finally given its due recognition with his induction into the Baseball Hall of Fame.



HANK GREENBERG

1B, 1930-46

Elected to Hall of Fame: 1956

Ht./Wt.: 6-3/210


Born: 1/1/11 in New York, NY

Full Name: Henry Benjamin Greenberg

Nickname: "Hammerin' Hank"

Batted/Threw: R/R

Died: 9/4/86 in Beverly Hills, CA



A fearsome run producer and home run hitter, "Hammerin' Hank" Greenberg made the most of a career interrupted by four years of military service during World War II and another season lost to injury to capture two American League Most Valuable Player awards and a pair of World Series titles.

- Rapped a Tigers record 63 doubles, just four short of the major league mark, in 1934 in his second full season in the majors as the Tigers won their first pennant in 25 years.
- Unanimous selection as American League Most Valuable Player in 1935 after leading the league with 36 homers and 170 RBI as the Tigers won their first World Series title, defeating the Chicago Cubs.
- Suffered a broken wrist just 12 games into the 1936 season after beginning the campaign batting .348 with 16 RBI.
- Drove in a career-high 183 runs the next year, one short of Lou Gehrig's 1931 league record.
- In 1938, chased Babe Ruth's 11-year-old single-season home run record (60) before ending the year with a league-best 58 longballs.
- Won American League Most Valuable Player honors again in 1940, his last full season before entering the Army, as he batted a career-best .340 and led the league with 50 doubles, 41 home runs and 150 RBI...carried Detroit to its sixth American League pennant.
- Returned from a four-year stint in the Army in July of 1945 and drilled a grand slam on the final day of the season to spur the Tigers back to the World Series...batted .304 with two home runs and seven RBI to lead Detroit past Chicago for its second World Series title.
- Drove in more than 100 runs a total of seven times in his career and hit better than .300 in each of his first seven full seasons, including high marks of .340 in 1940 and .337 in 1937.
- Posted a lifetime slugging percentage of .605, good for seventh-highest in major league history.
- Completed his brilliant career with one final season in Pittsburgh after being sold by the Tigers to the Pirates on January 18, 1947.
- Had his uniform No. 5 retired by the Tigers on June 12, 1983, the same day that Charlie Gehringer's No. 2 was retired.

HARRY HEILMANN

RF, 1914-29

Elected to Hall of Fame: 1952

Ht./Wt.: 6-1/195


Born: 8/3/1894 in San Francisco, CA

Full Name: Harry Edwin Heilmann

Nickname: "Slug"

Batted/Threw: R/R

Died: 7/9/51 in Southfield, MI



Rated second only to Rogers Hornsby among righthanded hitters of his era, Harry Heilmann batted .390-or-better four times in his career, including .403 in 1923, to capture a quartet of batting titles.

- Bettered the .400 mark (.403) in 1923 to lead the league, collecting 211 hits and driving in 115 runs...in all, batted .340-or-better eight times.
- Led the American League with 237 hits in 1921 and hit .394 to win his first batting title...also won the league batting crown in 1923, 1925 and 1927.
- From 1921-29, drove in at least 100 runs in eight out of nine seasons...drilled at least 40 doubles in eight of his last 10 seasons as a player.
- In 1927, finished runner-up to the Yankees Lou Gehrig in American League Most Valuable Player balloting after hitting .398 and winning his final batting title.
- His 1921 total of 139 RBI would have led the league, but Babe Ruth drove in 171 runs that season...three times he ranked second in the American League in slugging percentage behind Ruth.
- Was sold to the Cincinnati Reds on October 14, 1929, where he played in 1930 and '32...batted .333 in 1930 with 19 home runs, two off his career best, and 91 RBI.
- After his playing career, broadcasted Tigers games on the radio from 1934-51.
- Elected to the Hall of Fame posthumously by the Veterans Committee in 1952.

KALINE WINS BATTING TITLE AT AGE 20

In 1955, Hall-of-Famer Al Kaline had one of the best seasons of his career at the age of 20. That season, he became the youngest player ever to win the American League batting crown - besting the immortal Ty Cobb by one day - and took the title in the American League by 21 points with a career-best .340 batting average. In fact, his batting average led the entire major leagues, ending up two points better than Richie Ashburn of the Phillies, who won the National League crown. Kaline registered a career-high 200 hits, hit 27 home runs and drove in 102 runs that year. He wound up second in the American League Most Valuable Player balloting, finishing 17 points behind Yankees catcher Yogi Berra.



HUGHIE JENNINGS

SS/MGR, 1907-20

Elected to Hall of Fame: 1945

Ht./Wt.: 5-8/165


Born: 4/2/1869 in Pittston, PA

Full Name: Hugh Ambrose Jennings

Nickname: "Hustling Hughie"

Batted/Threw: R/R

Died: 2/1/28 in Scranton, PA



Detroit's manager from 1907-1920, Jennings piloted teams which featured all-time greats Ty Cobb, Harry Heilmann and Sam Crawford, and he led the Tigers to consecutive American League pennants in 1907, 1908 and 1909.

- An outstanding shortstop in his playing days, had his best years with the National League's Baltimore Orioles between 1893 and 1899...drove in more than 100 runs three times, batted .398 in 1896 and led the league in fielding four times.
- With Detroit, served as player-manager from 1907-1918, although he only appeared in a handful of games and had just nine at-bats in those 12 years...became full-time manager for his final two seasons in a Tigers uniform.
- Although his Tigers won three straight league titles, they lost in the World Series each time, twice to the Cubs and once to the Pirates.
- Elected to the Hall posthumously in 1945 by the Veterans Committee.

HA
LL
O
F
F
A
M
E

AL KALINE

RF, 1953-74


Elected to Hall of Fame: 1980

Ht./Wt.: 6-2/180

Born: 12/19/1934 in Baltimore, MD

Full Name: Albert William Kaline

Batted/Threw: R/R



If any player defined the Tigers during the last half-century it was Al Kaline, and in 1980, he became just the 10th player ever elected to the Hall in his first year of eligibility. At the time of his retirement, Kaline and Ty Cobb were the only Tigers ever to play 20-or-more seasons in a Detroit uniform.

- Runner-up for the American League Most Valuable Player award both in 1955 and 1963, finishing second to Yankees catchers Yogi Berra in 1955 and Elston Howard in 1963...both seasons, despite the vote of the baseball writers, *The Sporting News* chose Kaline as its Player of the Year.
- Won the league's batting crown in 1955 by batting .340 in just his second full season in the majors...accomplished the feat at age 20, making him the youngest batting champion in American League history.
- Came back from a broken arm earlier in the season to bat .379 against the Cardinals in the 1968 World Series...had two home runs among his 11 hits in the series and drove in eight runs, furthering his reputation as a tremendous clutch performer.
- Selected to 18 all-star games over his career, including 15 out of 16 between 1955 and 1967 (selected to two games each season, 1959-61)...selected to the all-star squad in 1964 and '67 but did not play due to injury.
- Hit .300-or-better nine times and drilled 20 or more home runs nine times.
- An outstanding defensive player renowned for his powerful arm, he captured 10 Gold Gloves, enjoyed a streak of 242 straight errorless games and played in 16 all-star games without committing a miscue.
- Spent the 1974 season as a full-time designated hitter and rapped his 3,000th career hit off the Orioles' Dave McNally that season, making him the first American Leaguer since Eddie Collins in 1925 to reach that milestone.
- Ended his career with 3,007 hits, breaking Al Simmons' 30-year-old American League record for hits by a righthanded batter.
- Also posted 399 career home runs while maintaining a .297 lifetime batting average.
- Had his familiar uniform No. 6 retired by the Tigers on August 17, 1980, making him the first Tigers player ever to have his number retired.
- Has spent every year since 1976 in the Tigers' organization, first as a television color analyst (1976-2001) and more recently as a special assistant to the president.

HARWELL ENSHRINED IN COOPERSTOWN

Ernie Harwell retired as the Tigers play-by-play radio announcer following the 2002 season, his 55th season in Major League Baseball and his 42nd calling Tigers baseball.

He received the Ford C. Frick Award in 1981, presented by the Baseball Hall of Fame for broadcasting excellence. Harwell was the fifth recipient of the honor, becoming the first active broadcaster to be inducted into the Baseball Hall of Fame in Cooperstown.

Harwell was named the play-by-play broadcaster for the Brooklyn Dodgers in 1948, his first major league appointment. After two seasons with the Dodgers, he moved on to play-by-play work for the Giants and Orioles before coming to Detroit in 1960. He was at the microphone for Bobby Thomson's historic playoff home run in 1951, marking the first coast-to-coast telecast of a major sporting event.

He served as the Tigers radio play-by-play voice from 1960-91, before broadcasting games for Tigers television from 1993-98. Harwell returned to the radio booth for the final season at Tiger Stadium in 1999.



TIGERS IN NATIONAL BASEBALL HALL OF FAME

GEORGE KELL

3B, 1946-52

Elected to Hall of Fame: 1983


Ht./Wt.: 5-9/175

Batted/Threw: R/R

Born: 8/23/1922 in Swifton, AR

Died: 3/24/2009 in Swifton, AR

Full Name: George Clyde Kell



The American League's foremost third baseman in the 1940s and '50s, George Kell is one of just 10 third basemen enshrined in the Baseball Hall of Fame.

- Won the 1949 American League batting crown with a .343 average, nosing out Boston's Ted Williams on the final day of the season.
- Selected to 10 all-star games, including eight straight between 1947 and 1954.
- Batted over .300 nine times and led the AL in hits in 1950 and 1951...also led the league in doubles both seasons.
- Was acquired by the Tigers on May 18, 1946, from the Philadelphia Athletics in exchange for outfielder Barney McCoskey.
- In seven seasons with the Tigers from 1946-52, he batted below .300 just once, 1952 when he was traded to the Red Sox just 39 games into the season.
- Known for sure hands and a strong, accurate arm, he led American League third basemen in fielding percentage seven times.
- Wore uniform No. 21 from 1946-50 and No. 7 in 1951 and '52 with the Tigers.
- Was included in an eight-player trade on June 3, 1952, in which he, Dizzy Trout, Hoot Evers and Johnny Lipon were sent from the Tigers to Boston in exchange for Johnny Pesky, Walt Dropo, Bill Wight, Fred Hatfield and Don Lenhardt.
- Also played for the White Sox and Orioles before retiring in 1957.
- Elected to the Hall of Fame in 1983 by the Veterans Committee.
- Began broadcasting full-time after retiring as a player and, except for 1964, called Tigers baseball every year from 1959-96...retired from broadcasting in January, 1997.

HEINIE MANUSH

LF, 1923-27

Elected to Hall of Fame: 1964


Ht./Wt.: 6-1/200

Batted/Threw: L/L

Born: 7/20/1901 in Tuscumbia, AL

Died: 5/12/71 in Sarasota, FL

Full Name: Henry Emmett Manush



A lifetime .330 hitter, outfielder Heinie Manush played for six teams over 17 seasons but entered the Hall as a Detroit Tiger after playing his first five years there.

- Played his first three seasons in the big leagues for manager Ty Cobb and won his lone batting title in 1926 under Cobb's tutelage, batting .378...overtook Babe Ruth by going six-for-nine in a doubleheader on the last day of the season.
- In 1928, his first season with the St. Louis Browns, collected 241 hits, just 16 short of George Sisler's 1920 major league record...again batted .378 but lost the batting title by a single point to Washington's Goose Goslin.
- Topped the 200-hit mark four times in his career...also posted 40-or-more doubles six times, leading the league in 1928 and '29, and topped the American League with 17 triples in 1933.
- Finished as runner-up to Jimmie Foxx for the batting title in 1933 after hitting .336...was selected to his only all-star game in 1934.
- In 7,654 career at-bats, fanned just 345 times (never more than 30 times in a season).
- Was traded from Detroit to the St. Louis Browns on Dec. 2, 1927, along with Lu Blue in exchange for Chick Galloway, Elam Vangilder and Harry Rice.
- Elected to the Hall in 1964 by the Veterans Committee.

ALWAYS A TIGER



The theme of the Detroit Tigers advertising campaign is "Always A Tiger." It transcends Tigers history by paying tribute to the Hall-of-Fame players who wore the 'D', and who provided the life-lasting memories of your childhood, the bonding between your family and friends, and the celebratory moments that have defined this city of Detroit. "Always A Tiger" celebrates the Olde English 'D' - the symbol of strength, resilience and pride that has become the unofficial symbol of southeastern Michigan.



HAL NEWHOUSER

LHP, 1939-53

Elected to Hall of Fame: 1992

Ht./Wt.: 6-2/192


Born: 5/20/21 in Detroit, MI

Full Name: Harold Newhouser

Nickname: "Prince Hal"

Batted/Threw: L/L

Died: 11/10/98 in Bloomfield Hills, MI



The only pitcher in major league history to win back-to-back league Most Valuable Player awards, Hal Newhouser, Detroit born-and-raised, was one of the most dominant pitchers of the 1940s.

- Captured his first Most Valuable Player award in 1944 after leading the majors with a 29-9 record and 187 strikeouts...his 29 victories tied George Mullin's 1909 club record.
- Named league Most Valuable Player again the following season, becoming just the third American League pitcher to lead the entire major leagues in wins (25), ERA (1.81) and strikeouts (212) all in the same season...his 29 complete games, eight shutouts and 313.1 innings pitched also led the majors.
- Spent 15 of his 17 big-league seasons in a Tigers uniform and during that span was a seven-time all-star, led the American League in victories four times, led the league in strikeouts and ERA twice each, and hurled back-to-back 300-plus inning seasons in 1944 and 1945.
- From 1944-48, won 20-or-more games in four of the five years and rode his explosive fastball to a total of 118 wins, 107 complete games and 993 strikeouts...also allowed just 40 home runs and twice posted an ERA under 2.00 during that span.
- Retired in 1955 after two seasons as a reliever with Cleveland.
- On July 27, 1997, he became the fourth Tigers player to have his uniform number retired by the club (No. 16).
- Elected to the Hall of Fame in 1992 by the Veterans Committee.

HA
LL
O
F
F
A
M
E

OTHER EX-TIGERS IN THE NATIONAL BASEBALL HALL OF FAME

Player	Pos.	Year Elected	Years at Detroit	Playing Career
Sparky Anderson	Manager	2000	1979-95 (Mgr.)	1953-63
Earl Averill	CF	1975	1939-40	1929-41
Ed Barrow	Executive	1953	1903-04 (Mgr.)	—
Dan Brouthers	1B	1945	1886-88*	1879-04
Jim Bunning	RHP	1996	1955-63	1955-71
Larry Doby	OF	1998	1959	1947-59
Billy Evans	Umpire	1973	1947-51 (GM)	—
Rick Ferrell	C	1984	1950-92 (GM/Scout)	1929-47
Joe Gordon	2B	2009	1956 (Coach), 1960 (Mgr.)	1938-50
Goose Goslin	LF	1968	1934-37	1921-38
Ned Hanlon	Manager	1996	1881-88*	1880-92
Bucky Harris	Manager	1975	1929-33, 1955-56	1919-31
Whitey Herzog	Manager	2010	1963	1956-63
Waite Hoyt	RHP	1969	1930-31	1918-38
Eddie Mathews	3B	1978	1967-68	1952-68
Al Simmons	LF	1953	1936	1924-44
Sam Thompson	RF	1974	1885-88*, 1906	1885-06

*Detroit in National League

SPARKY'S LEGACY HONORED AT COOPERSTOWN

On July 23, 2000, former Tigers manager Sparky Anderson took his place amongst baseball's best as he was inducted into the National Baseball Hall of Fame in Cooperstown, NY. Anderson was voted in during his first year of eligibility for the honor.

Anderson completed his managerial career after the 1995 season with a Tigers-record 1,331 victories. His total record of 2,194-1,834, including nine seasons and two World Championships as manager of the Cincinnati Reds, was good enough for a .545 career winning percentage.

Only the fourth manager in baseball history to manage 4,000 games, Anderson is the only manager to hold the career victory record for two different franchises. Additionally, he was the first manager to lead teams from both leagues to a World Series title and to record 100 victories in one season in both leagues.

The Tigers will retire Anderson's number 11 as part of a ceremony during the 2011 season.



NATIONAL BASEBALL HALL OF FAME AND MUSEUM

25 Main Street, Cooperstown, New York 13326

Phone: (607) 547-7200 Fax: (607) 547-2044

Public Relations: (607) 547-0215

e-mail address: info@baseballhalloffame.org

Web site: baseballhall.org

Summer Hours: Memorial Day Weekend - Labor Day Weekend: 9 a.m. to 9 p.m.

Regular Hours: 9 a.m. to 5 p.m.

Holiday Closings: Thanksgiving Day, Christmas Day, and New Year's Day.

DIRECTORY: Jane Forbes Clark (Chairman), Joe Morgan (Vice Chairman), Jeff Idelson (President), Bill Haase (Senior Vice President), Sean Gahagan (Vice President, Retail Marketing & Licensing), Erik Strohl (Senior Director of Exhibits and Collections), Ken Meifert (Senior Director, Development), Brad Horn (Senior Director, Communications & Education), Jim Gates (Librarian), Tim Wiles (Research Director)

COMMUNICATIONS CONTACTS: Craig Muder (Communications Director), Jackie Brown (Communications Associate)

HALL OF FAME WEEKEND 2011: JULY 22-25

Inductees: Roberto Alomar, Bert Blyleven, Pat Gillick

Awards: Saturday, July 23, 4:30 p.m. EDT, Doubleday Field

Induction: Sunday, July 24, 1:30 p.m. EDT, Clark Sports Center

HALL OF FAME CLASSIC

Golf tournament & other events all weekend

Game: Sun. June 19, 2 p.m., Doubleday Field

For more information, visit baseballhall.org

HALL OF FAMERS TO HAVE WORN A DETROIT TIGERS UNIFORM

A total of 28 former Detroit Tigers players, managers and executives have earned enshrinement into the National Baseball Hall of Fame and Museum, including 2010 Veterans Committee electee Whitey Herzog, who played the Tigers during the last year of his career in 1963. Ten of these 28 spent the majority of their careers in a Tigers uniform including: Sparky Anderson, Jim Bunning, Ty Cobb, Sam Crawford, Charlie Gehringer, Hank Greenberg, Harry Heilmann, Al Kaline, George Kell and Hal Newhouser. For a complete list of Detroit Tigers in the Hall of Fame, visit www.baseballhall.org.

NOTABLE TIGERS ARTIFACTS AT THE HALL

- Spikes worn by Armando Galarraga and the first base bag from his June 2, 2010 near-perfect game against the Indians.
- Helmet worn by Miguel Cabrera during the 2009 World Baseball Classic with Team Venezuela.
- Jersey worn by Curtis Granderson on September 9, 2007, when he stole his 20th base of the season, making him the third player in history to hit at least 20 doubles, triples and home runs while also stealing 20 bases.
- Glove used by Placido Polanco record-setting 2007 season, in which he played 141 games at second without an error.
- Ball from Justin Verlander's no-hitter against the Milwaukee Brewers on June 12, 2007, the sixth no-hitter in Tigers' history and first at Comerica Park.
- Bat used by 2006 ALCS MVP Placido Polanco throughout the series.
- Bat used by Magglio Ordonez to hit the game-winning, series-clinching, walk-off home run in Game Four of the 2006 ALCS.
- Cap worn by Brian Moehler when he started and won the first game in Comerica Park on April 11, 2000.
- Second base from Alan Trammell and Lou Whitaker's final game together at Tiger Stadium in 1999.
- Lineup card and cap worn by manager Sparky Anderson on April 15, 1993, when he earned his 2,000th career victory.
- Baseball signed by the 1984 World Championship team.
- Jersey and cap worn by Al Kaline.
- U.S. Army ID issued to Hall of Famer Hank Greenberg in 1941.
- Ring presented to Charlie Gehringer for his 1937 batting title.
- Program from the 1935 World Series against the Chicago Cubs.
- Wool team sweater worn by Ty Cobb.

A LOOK AHEAD TO 2012

Ballots for the 2012 Hall of Fame/BBWAA election will be distributed in early December with results from the voting scheduled to be announced in January 2012. A partial list of first-year candidates for election include: David Bell, Jeremy Burnitz, Vinny Castilla, Scott Erickson, Javy Lopez, Bill Mueller, Terry Mulholland, Brad Radke, Tim Salmon, Ruben Sierra and Bernie Williams. Historical voting data from all past BBWAA elections can be accessed at www.baseballhall.org or by contacting the Hall of Fame Public Relations department.

CONNECT TO COOPERSTOWN

- For up-to-the-minute news from Cooperstown, visit at www.baseballhall.org. Stay up-to-date on all the activity at the Hall of Fame's official site and through social networking on Facebook, LinkedIn, Twitter and YouTube.
- If you would like to receive interesting stories and timely news items direct from the Hall of Fame and get the inside track on the latest happenings in Cooperstown, sign up for Inside Pitch. There's no cost to receive our weekly electronic newsletter in your e-mail box at home or work and it's easy to enroll: Just log on to www.hofclubhouse.com.
- If you have an interest in receiving Around The Horn, the Hall's monthly media newsletter, please send an e-mail to info@baseballhalloffame.org. Be sure to include your name, name of organization and e-mail address.

RESEARCH ASSISTANCE

The Hall of Fame is pleased to provide assistance in baseball research and members of the media are encouraged to utilize this valuable baseball resource whenever necessary by calling the Public Relations department at (607) 547-0215, or the Library Reference desk at (607) 547-0330.

AWARD WINNERS





TIGERS AWARD WINNERS

BASEBALL WRITERS ASSOCIATION OF AMERICA AWARDS

CHALMERS AWARD (AL MVP from 1911-14)	1940 Hank Greenberg OF	1969 Denny McLain# RHP	AL MANAGER OF THE YEAR
1911 Ty Cobb OF	1944 Hal Newhouser LHP	1984 Guillermo Hernandez LHP	
AL MOST VALUABLE PLAYER	1945 Hal Newhouser LHP	AL ROOKIE OF THE YEAR	
1934 Mickey Cochrane C	1968 Denny McLain RHP	1953 Harvey Kuenn SS	1987 Sparky Anderson
1935 Hank Greenberg 1B	1984 Guillermo Hernandez LHP	1976 Mark Fidrych RHP	2006 Jim Leyland
1937 Charlie Gehringer 2B	AL Cy YOUNG AWARD		*Unanimous selection; #Tied
	1968 Denny McLain* RHP	1978 Lou Whitaker 2B	
		2006 Justin Verlander RHP	

THE SPORTING NEWS AWARDS

ML PLAYER OF THE YEAR	AL FIREMAN OF THE YEAR	SILVER SLUGGER AWARDS	1992 Mickey Tettleton C
1945 Hal Newhouser LHP	1973 John Hiller LHP	1980 Lance Parrish C	Travis Fryman SS
1968 Denny McLain RHP	AL ROOKIE OF THE YEAR		1998 Damion Easley 2B
AL MOST VALUABLE PLAYER	2006 Justin Verlander RHP	1982 Lance Parrish C	1999 Dean Palmer 3B
1935 Hank Greenberg 1B	2010 Austin Jackson OF	Lou Whitaker 2B	2004 Ivan Rodriguez C
1937 Charlie Gehringer 2B	ROOKIE PITCHER OF THE YEAR	Lance Parrish C	2007 Magglio Ordonez OF
1940 Hank Greenberg OF	1976 Mark Fidrych RHP	Lou Whitaker 2B	Placido Polanco 2B
1945 Eddie Mayo 2B	1977 Dave Rozema RHP	1984 Lance Parrish C	2010 Miguel Cabrera 1B
AL PLAYER OF THE YEAR	1987 Mike Henneman RHP	Lou Whitaker 2B	
1955 Al Kaline OF	AL MANAGER OF THE YEAR	1985 Lou Whitaker 2B	
1963 Al Kaline OF	2006 Jim Leyland	1986 Lance Parrish C	
1990 Cecil Fielder 1B	ML MANAGER OF THE YEAR	1987 Matt Nokes C	
AL PITCHER OF THE YEAR	1950 Red Rolfe	Lou Whitaker 2B	
1968 Denny McLain RHP	1968 Mayo Smith	Alan Trammell SS	
1969 Denny McLain RHP	EXECUTIVE OF THE YEAR	1988 Alan Trammell SS	
1981 Jack Morris RHP	1940 Walter O. Briggs, Sr.	1990 Cecil Fielder 1B	
1984 Guillermo Hernandez LHP	1968 James A. Campbell	Alan Trammell SS	
		1991 Mickey Tettleton C	
		Cecil Fielder 1B	

ROLAIDS RELIEF MAN AWARD

AL RELIEF MAN
2000 Todd Jones RHP

AMERICAN LEAGUE AWARDS

OUTSTANDING DESIGNATED HITTER	ROOKIE OF THE MONTH	1986 Kirk Gibson 4/7	2002 Robert Fick 6/10
1975 Willie Horton	2006 Justin Verlander May	Kirk Gibson 6/23	Randall Simon 7/22
1978 Rusty Staub	2009 Rick Porcello May	Jack Morris 7/7	2003 Dmitri Young 5/26
PLAYER/PITCHER OF THE MONTH	2010 Austin Jackson April	Kirk Gibson 7/14	2004 Jason Johnson 7/5
1974 Al Kaline September	Brennan Boesch May	John Grubb 7/21	Bobby Higginson 8/16
1976 Willie Horton April	Brennan Boesch June	Jack Morris 9/22	2005 Dmitri Young 4/4
Ron LeFlore May	PLAYER OF THE WEEK	1988 Pat Sheridan 6/27	2006 Chris Shelton 4/2
Mark Fidrych June	1975 Willie Horton 8/3	Chet Lemon 9/26	Justin Verlander 5/22
1983 Lou Whitaker June	1976 Willie Horton 4/25	1990 Cecil Fielder 5/7	2007 Magglio Ordonez 4/23
Jack Morris August	Ron LeFlore 5/9	Cecil Fielder 8/13	Gary Sheffield 6/4
1984 Jack Morris April	Ben Oglivie 6/6	1991 Tony Phillips 5/26	Justin Verlander 6/11
Alan Trammell April	1978 Jason Thompson 6/25	Walt Terrell 8/25	Carlos Guillen 6/18
Willie Hernandez June	1979 Lance Parrish 5/29	1992 Rob Deer 9/21	Curtis Granderson 7/9
1987 Doyle Alexander September	1980 Alan Trammell 5/12	1993 Travis Fryman 4/18	2008 Miguel Cabrera 4/14
Alan Trammell September	Tom Brookens 8/18	Cecil Fielder 6/20	Magglio Ordonez 5/19
1990 Cecil Fielder August	Steve Kemp 9/14	Dan Gladden 8/15	Matt Joyce 7/7
1993 Bill Gullickson August	1981 Kirk Gibson 8/24	1995 Kirk Gibson 5/28	Miguel Cabrera 7/21
2000 Steve Sparks August	Kirk Gibson 9/28	1996 Tony Clark 9/29	2010 Miguel Cabrera 4/4
2004 Ivan Rodriguez June	1982 Larry Herndon 5/17	1997 Tony Clark 4/20	Armando Galarraga 5/31
2007 Magglio Ordonez August	1983 Milt Wilcox 4/11	Brian Hunter 7/6	Miguel Cabrera 7/5
2008 Miguel Cabrera July	Lou Whitaker 6/6	1998 Damion Easley 5/24	
2009 Justin Verlander May	1984 Jack Morris 4/2	Joe Randa 9/13	
	Lance Parrish 6/18	2000 Bobby Higginson 6/12	
	1985 Darrell Evans 5/13	Tony Clark 6/19	
	Kirk Gibson 6/3	Bobby Higginson 9/25	
	Darrell Evans 9/16	2001 Bobby Higginson 7/12	

DRIVING THEM IN DURING FIRST SEASON WITH TIGERS

Miguel Cabrera collected 127 RBI during his first season with the Tigers in 2008, marking the third-highest RBI total by a player in his first season with the club. The following is the list of the top six RBI totals by players during their first season with the Tigers:

Player	Year	RBI
Dale Alexander	1929	137
Cecil Fielder	1990	132
Miguel Cabrera	2008	127
Al Simmons	1936	112
Goose Goslin	1934	100
Dean Palmer	1999	100

Courtesy of STATS LLC

TIGERS AWARD WINNERS



DETROIT TIGERS AWARDS

TIGER OF THE YEAR

(Selected by the Detroit chapter of the BBWAA)

1965	Don Wert	3B	1977	Ron LeFlore	OF	1989	Lou Whitaker	2B	2000	Bobby Higginson	OF
1966	Denny McLain	RHP	1978	Ron LeFlore	OF	1990	Cecil Fielder	1B	2001	Steve Sparks	RHP
1967	Bill Freehan	C	1979	Steve Kemp	OF	1991	Cecil Fielder	1B	2002	Randall Simon	1B/DH
1968	Denny McLain	RHP	1980	Alan Trammell	SS	1992	Cecil Fielder	1B	2003	Dmitri Young	OF/DH
1969	Denny McLain	RHP	1981	Kirk Gibson	OF	1993	Tony Phillips	OF	2004	Ivan Rodriguez	C
1970	Tom Timmerman	RHP	1982	Lance Parrish	C	1994	Kirk Gibson	DH/OF	2005	Placido Polanco	2B
1971	Mickey Lolich	LHP	1983	Lou Whitaker	2B	1995	Travis Fryman	3B	2006	Carlos Guillen	SS
1972	Ed Brinkman	SS	1984	Guillermo Hernandez	RHP	1996	Travis Fryman	3B/SS	2007	Magglio Ordonez	OF
1973	John Hiller	LHP	1985	Darrell Evans	1B	1997	Tony Clark	1B	2008	Miguel Cabrera	1B
1974	Al Kaline	DH	1986	Jack Morris	RHP	1998	Bobby Higginson	OF	2009	Justin Verlander	RHP
1975	Willie Horton	DH	1987	Alan Trammell	SS	1999	Damion Easley	2B	2010	Miguel Cabrera	1B
1976	Mark Fidrych	RHP	1988	Alan Trammell	SS	1999	Dean Palmer	3B			

TIGER ROOKIE OF THE YEAR

(Selected by the Detroit Sports Broadcasters Association)

1969	Mike Kilkenny	LHP	1980	Rick Peters	OF	1991	Milt Cuyler	OF	2002	Carlos Pena	1B
1970	Elliott Maddox	3B/OF	1981	(No Award)		1992	Scott Livingstone	3B	2003	Craig Monroe	OF
1971	(No Award)		1982	Glenn Wilson	OF	1993	Chris Gomez	SS	2004	Nook Logan	OF
1972	Chuck Seelbach	RHP	1983	Dave Gumpert	RHP	1994	Chris Gomez	SS	2005	Curtis Granderson	OF
1973	Dick Sharon	OF	1984	Barbaro Garbey	1B	1995	Bobby Higginson	OF	2006	Justin Verlander	RHP
1974	Ron LeFlore	OF	1985	Nelson Simmons	OF	1996	Tony Clark	1B	2007	Ryan Raburn	OF
1975	Vern Ruhle	RHP	1986	Eric King	RHP	1997	Deivi Cruz	SS	2008	Armando Galarraga	RHP
1976	Mark Fidrych	RHP	1987	Matt Nokes	C	1998	Matt Anderson	RHP	2009	Rick Porcello	RHP
1977	Dave Rozema	RHP	1988	Paul Gibson	LHP	1999	Gabe Kapler	RHP	2010	Austin Jackson	OF
1978	Lou Whitaker	2B	1989	Kevin Ritz	RHP	2000	Jose Macias	2B/3B			
1979	Lynn Jones	OF	1990	Travis Fryman	SS	2001	Victor Santos	RHP			

KING TIGER

(Congeniality Award by Tigers Fan Clubs 1961-80, Currently selected by the Mayo Smith Society)

1961	Steve Boros	3B	1969	Norm Cash	1B	1977	Mickey Stanley	OF	2006	Kenny Rogers	LHP
1962	Mike Roarke	C	1970	Al Kaline	OF	1978	Lance Parrish	C	2007	Magglio Ordonez	OF
1963	Bill Freehan	C	1971	Fred Scherman	LHP	1979	Steve Kemp	OF	2008	Miguel Cabrera	1B
1964	Hank Aguirre	LHP	1972	Fred Scherman	LHP	1980	Alan Trammell	SS	2009	Justin Verlander	RHP
1965	Don Wert	3B	1973	John Hiller	RHP	1981-2003	None Awarded		2010	Miguel Cabrera	1B
1966	Dick McAuliffe	2B	1974	Mickey Lolich	LHP	2004	Carlos Guillen	SS			
1967	Bill Freehan	C	1975	Bill Freehan	C	2005	Ivan Rodriguez	C			
1968	Bill Freehan	C	1976	Mickey Stanley	OF		Placido Polanco	2B			

OTHER AWARDS

RAWLINGS GOLD GLOVE AWARDS

1957	Al Kaline	OF	1966	Bill Freehan	C	1976	Aurelio Rodriguez	3B	1988	Gary Pettis	OF
1958	Frank Bolling	2B	1967	Al Kaline	OF	1980	Alan Trammell	SS	1989	Gary Pettis	OF
	Al Kaline	OF	1968	Bill Freehan	C	1981	Alan Trammell	SS	2004	Ivan Rodriguez	C
1959	Al Kaline	OF	1969	Bill Freehan	C	1982	Lou Whitaker	2B	2006	Ivan Rodriguez	C
1961	Al Kaline	OF	1970	Mickey Stanley	OF	1983	Lance Parrish	C		Kenny Rogers	P
	Frank Lary	P	1971	Mickey Stanley	OF	1984	Alan Trammell	SS	2007	Placido Polanco	2B
1962	Al Kaline	OF	1972	Ed Brinkman	SS	1985	Lance Parrish	C		Ivan Rodriguez	C
1963	Al Kaline	OF	1973	Mickey Stanley	OF		Lou Whitaker	2B	2009	Placido Polanco	2B
1964	Al Kaline	OF					Alan Trammell	SS			
1965	Bill Freehan	C					Lance Parrish	C			
	Al Kaline	OF					Lou Whitaker	2B			

	SPORT MAGAZINE			AL CHAMPIONSHIP		1973	John Hiller	LHP		GEHRIG TROPHY	
	WORLD SERIES MVP			SERIES MVP		1983	Alan Trammell	SS	1970	Al Kaline	OF
1968	Mickey Lolich	LHP	1984	Kirk Gibson	OF					HUTCH AWARD	
1984	Alan Trammell	SS	2006	Placido Polanco	2B	1973	Al Kaline	OF	1970	Al Kaline	OF
	BABE RUTH AWARD			AL COMEBACK					1973	John Hiller	LHP
	(WORLD SERIES MVP)			PLAYER OF THE YEAR		1974	Al Kaline	DH			
1968	Mickey Lolich	LHP	1965	Norm Cash	1B						
1984	Jack Morris	RHP	1971	Norm Cash	1B						

BASEBALL AMERICA AWARDS

ML ROOKIE OF THE YEAR		ML MANAGER OF THE YEAR		ML EXECUTIVE OF THE YEAR				
2006	Justin Verlander	RHP	2006	Jim Leyland		2006	David Dombrowski	

DETROIT TIGERS OLDE ENGLISH 'D'

The Detroit Tigers Olde English 'D' is one of the most revered emblems in Major League Baseball. It was first stitched on the away uniform in 1904, only three years after the team had joined the newly formed American League. The following year, the Olde English 'D' was stitched on the home uniform as well and also appeared on the baseball cap. Through the years the 'D' has undergone various stylizations, but the pride this symbol brings to the team and its fans has been constant.



TIGERS AWARD WINNERS

TIGERS TOP 10 FINISHERS IN THE MOST VALUABLE PLAYER VOTING

1932	Charlie Gehringer	t-9th	1944	Hal Newhouser	1st	1961	Norm Cash	4th	1983	Lou Whitaker	8th
1933	Charlie Gehringer	6th		Dizzy Trout	2nd		Frank Lary	7th		Lance Parrish	9th
1934	Mickey Cochrane	1st		Dick Wakefield	5th		Rocky Colavito	8th	1984	Willie Hernandez	1st
	Charlie Gehringer	2nd	1945	Hal Newhouser	1st		Al Kaline	9th		Kirk Gibson	6th
	Schoolboy Rowe	4th		Eddie Mayo	2nd	1962	Al Kaline	6th		Alan Trammell	9th
	Hank Greenberg	6th		Paul Richards	10th	1963	Al Kaline	2nd	1987	Alan Trammell	2nd
	Marv Owen	9th	1946	Hal Newhouser	2nd	1964	Bill Freehan	t-7th	1988	Alan Trammell	7th
1935	Hank Greenberg	1st		Hank Greenberg	8th	1965	Willie Horton	8th	1990	Cecil Fielder	2nd
	Charlie Gehringer	6th	1947	George Kell	5th		Don Wert	t-10th	1991	Cecil Fielder	2nd
	Mickey Cochrane	7th	1948	Hal Newhouser	9th	1966	Al Kaline	7th	1992	Cecil Fielder	9th
1936	Charlie Gehringer	4th	1949	George Kell	8th	1967	Bill Freehan	3rd	2004	Ivan Rodriguez	10th
	Tommy Bridges	9th		Vic Wertz	10th		Al Kaline	5th	2006	Carlos Guillen	10th
1937	Charlie Gehringer	1st	1950	George Kell	4th	1968	Denny McLain	1st	2007	Magglio Ordonez	2nd
	Hank Greenberg	3rd		Vic Wertz	10th		Bill Freehan	2nd		Curtis Granderson	10th
1938	Hank Greenberg	3rd	1954	Harvey Kuenn	8th		Willie Horton	4th	2009	Miguel Cabrera	4th
	Charlie Gehringer	10th	1955	Al Kaline	2nd		Dick McAuliffe	7th	2010	Miguel Cabrera	2nd
1940	Hank Greenberg	1st	1956	Al Kaline	3rd	1969	Denny McLain	6th			
	Bobo Newsom	4th		Harvey Kuenn	4th	1971	Mickey Lolich	5th			
	Schoolboy Rowe	7th	1957	Jim Bunning	9th	1972	Ed Brinkman	9th			
	Rudy York	8th		Al Kaline	10th		Mickey Lolich	10th			
1943	Rudy York	3rd	1959	Al Kaline	6th	1973	John Hiller	t-4th			
	Dick Wakefield	6th		Harvey Kuenn	8th	1978	Rusty Staub	5th			

TIGERS TOP 10 FINISHERS IN THE CY YOUNG AWARD VOTING

1961	Frank Lary	3rd	1976	Mark Fidrych	2nd		Dan Petry	5th		Justin Verlander	7th
1968	Denny McLain	1st	1977	Dave Rozema	8th		Jack Morris	t-7th	2007	Justin Verlander	t-5th
1969	Denny McLain	t-1st	1979	Aurelio Lopez	t-7th	1986	Jack Morris	5th	2009	Justin Verlander	3rd
1971	Mickey Lolich	2nd	1981	Jack Morris	3rd	1987	Jack Morris	9th			
1972	Mickey Lolich	3rd	1982	Dan Petry	9th	1991	Bill Gullickson	8th			
1973	John Hiller	4th	1983	Jack Morris	3rd	2000	Todd Jones	5th			
1974	John Hiller	7th	1984	Willie Hernandez	1st	2006	Kenny Rogers	t-5th			

TIGERS TOP 10 FINISHERS IN THE ROOKIE OF THE YEAR VOTING

1949	Johnny Groth	t-4th	1978	Lou Whitaker	1st	1991	Milt Cuyler	3rd	2008	Armando Galarraga	5th
1953	Harvey Kuenn	1st		Alan Trammell	t-4th	1994	Chris Gomez	t-4th	2009	Rick Porcello	3rd
1954	Al Kaline	3rd	1980	Ricky Peters	6th	1996	Tony Clark	3rd	2010	Austin Jackson	2nd
1961	Jake Wood	6th	1987	Matt Nokes	3rd	1997	Deivi Cruz	4th		Brennan Boesch	t-5th
1976	Mark Fidrych	1st		Mike Henneman	t-6th	2004	Nate Robertson	t-8th			
1977	Dave Rozema	4th	1990	Travis Fryman	6th	2006	Justin Verlander	1st			

TIGERS QUADRUPLE-DOUBLES

Curtis Granderson became the 13th player in Tigers history to reach double-digits in doubles, triples, home runs and stolen bases in the same season, doing so in both 2007 and 2008. The feat has been accomplished 17 times in club history, including multiple times by four players. The following is a list of all the players in franchise history to accomplish the feat:

Player	Year	2B	3B	HR	SB
Bobby Veach	1920	39	15	11	11
Ty Cobb	1921	37	16	12	22
Bobby Veach	1921	43	13	16	14
Harry Heilmann	1924	45	16	10	13
Ty Cobb	1925	31	12	12	13
Charlie Gehringer	1929	45	19	13	27
Roy Johnson	1929	45	14	10	20
Charlie Gehringer	1930	47	15	16	19
John Stone	1931	28	11	10	13
Jake Wood	1961	17	14	11	30
Mickey Stanley	1970	21	11	13	10
Ron LeFlore	1977	30	10	16	39
Larry Herndon	1982	21	13	23	12
Kirk Gibson	1984	23	10	27	29
Carlos Guillen	2004	37	10	20	12
Curtis Granderson	2007	38	23	23	26
Curtis Granderson	2008	26	13	22	12

MEDIA INFORMATION



John Whitbeck



MEDIA INFORMATION AND GUIDELINES

Credentials

Credentials will be issued only to legitimate news-gathering agencies.

- Season credentials will be issued only to those agencies that cover the Tigers on a regular basis...these credentials will be laminated with photos and must be worn in a visible manner at all times.
- Those not qualifying for season credentials will be considered for daily access.
- All requests for credentials must be made in writing on the letterhead of the representative organization.
- Daily credentials must be requested at least 24 hours in advance of the game to be covered.
- Credentials will be issued to online services that meet all of the following criteria:
 - (1) Is part of a national news gathering agency.
 - (2) Reaches a broad audience.
 - (3) Produces original content.
 - (4) Has an established record of developing original content.
 - (5) Employs full-time journalists.
- The Ernie Harwell Media Center is for use by working media ONLY...credentials are not transferable.
- Credentialed media are prohibited from requesting autographs on the field or in the clubhouse...all requests should be made through the Tigers Media Relations Department with any violation resulting in immediate revocation of the credential.
- Daily credentials will be available at the designated press gate located on Montcalm Avenue three-and-a-half hours before the scheduled first pitch.
- No credentials will be mailed.

Media Entrance

Media may enter Comerica Park through the main administrative lobby located on Montcalm Avenue.

Parking

A limited number of parking spaces will be set aside for use by media on a daily basis. Please call the Tigers Media Relations office for more information.

Ernie Harwell Media Center

The Ernie Harwell Media Center is located on the lower suite level behind home plate. Access to press areas is by ramp, media elevator and stairs (to the third-base side of home).

- No photography is permitted in the media center without prior approval from the Tigers Media Relations Department.
- When appropriate, seating charts will be posted, and some seats will be permanently reserved for the regular season. However, please contact a Tigers Media Relations representative for assistance with seating location.
- The media center includes a designated, partitioned area for electronic media located on the first-base side of the media center.
- A number of credit card/collect telephones are available for media use in the media center and work room.
- Game information packages will be available on the back counter of the media center approximately two hours before the game. Box scores, play-by-play sheets and post-game notes will be distributed in the media center, normally about 15 minutes after the game's final pitch.

Clubhouses

Entrance to both clubhouses is on the Comerica Park service level, accessible by media elevator, ramp or stairs. The Tigers clubhouse is located behind third base, while the visitor's clubhouse is behind first base.

- Pre- and post-game access rules are those issued by Major League Baseball.
- All still photography and pre-game video photography is prohibited in the Tigers clubhouse without prior consent from the Tigers Media Relations Department.

Pre-Game Field Access

Only media with credentials permitting field access will be allowed on the Comerica Park playing field. All media must clear the field 30 minutes prior to first pitch.

Television Coverage

All local television stations are prohibited from shooting and distributing footage inside Comerica Park beginning 30 minutes prior to each contest and until all broadcast television rightsholders have signed off the air.

- Footage from Comerica Park property and the concourse area are permitted as long as the playing field does not appear in any way in the shot.
- Television cameras on and around field level are limited to natural light whenever players are on the field.
- All local television stations desiring to shoot inside Comerica Park must request to do so in advance through the Detroit Tigers Media Relations Department.

In-Game Field Access/Photo Wells

Only those with credentials expressly permitting in-game field access will be allowed in the photo wells. Two photo wells are located adjacent to each dugout, one on the infield side and one on the outfield side of each.

- In-game access is limited to still photographers and rightsholders broadcasting the game. Enter and exit the field via the home plate entrance only.
- All photographers must be inside the photo wells at all times.
- While the game is in progress, photographers on the field may only change location between innings. Those photographers on the field who change location at any other time without prior approval from the Tigers Media Relations Department are subject to immediate revocation of credentials.
- The installation and placement of parabolic microphones and remote equipment is limited to camera wells and must not interfere or block house video. All equipment must remain in the wells and not extend out toward the playing field.
- No ball — in play or dead — should be handled by anyone other than a ballboy.

Media Hospitality

Media hospitality is in the dining room, located in the back of the Ernie Harwell Media Center. There is a charge per meal.

- Open for meal service to accredited media members two hours before first pitch.

Media Guides

Media guides of the Tigers are available in the Ernie Harwell Media Center from Tigers Media Relations personnel, while all Major League Baseball publications and media guides of the other 29 teams are available on mlbpressbox.com to accredited media.



Tigers Radio

Years	Broadcasters	Local Station(s)
1927-1942*	Ty Tyson	WWJ-AM
1934-42*	Harry Heilmann	WXYZ-AM
1943-48	Harry Heilmann	WXYZ-AM
1949	Harry Heilmann and Van Patrick	WXYZ-AM
1950	Harry Heilmann	WXYZ-AM/WJBK-AM
1951	Ty Tyson and Paul Williams	WXYZ-AM/WJBK-AM
1952	Van Patrick	WKMH-AM/WJBK-AM
1953#	Van Patrick and Dizzy Trout	WKMH-AM/WJBK-AM
1954-55#	Van Patrick and Dizzy Trout	WKMH-AM
1956-58#	Van Patrick and Mel Ott	WKMH-AM
1959#	Van Patrick and George Kell	WKMH-AM
1960-63	George Kell and Ernie Harwell+	WKMH-AM/WJR-AM/WWJ-AM%
1964	Ernie Harwell and Bob Scheffing+	WJR-AM
1965-66	Ernie Harwell and Gene Osborne	WJR-AM
1967-72	Ernie Harwell and Ray Lane	WJR-AM
1973-91	Ernie Harwell and Paul Carey	WJR-AM
1992	Rick Rizzs and Bob Rathbun	WJR-AM
1993	Ernie Harwell, Rick Rizzs and Bob Rathbun	WJR-AM
1994	Rick Rizzs and Bob Rathbun	WJR-AM
1995-98	Frank Beckmann and Lary Sorensen	WJR-AM
1998	Frank Beckmann and Jim Price	WJR-AM
1999	Ernie Harwell and Jim Price	WJR-AM
2000	Ernie Harwell, Jim Price and Dan Dickerson	WJR-AM
2001-02	Ernie Harwell, Jim Price and Dan Dickerson	WXYT-AM
2003-2006	Jim Price and Dan Dickerson	WXYT-AM
2007-	Jim Price and Dan Dickerson	WXYT-AM/FM^

Tigers Over-the-Air Television

Years	Broadcasters	Local Station(s)
1947-52	Ty Tyson, Harry Heilmann and Paul Williams	WWDT-TV (renamed WWJ)
1953-55	Van Patrick and Dizzy Trout#	WJBK-TV
1956-58	Van Patrick and Mel Ott#	WJBK-TV
1959	Van Patrick and George Kell#	WJBK-TV
1960-63	George Kell and Ernie Harwell+	WJBK-TV
1964	Ernie Harwell and Bob Scheffing+	WJBK-TV
1965-66	George Kell and Ray Lane	WJBK-TV
1967-74	George Kell and Larry Osterman	WJBK-TV
1975	George Kell, Larry Osterman and Don Kremer	WWJ-TV
1976	George Kell, Larry Osterman, Don Kremer and Al Kaline	WWJ-TV
1977	George Kell, Larry Osterman, Al Kaline and Joe Pellegrino	WWJ-TV
1978	George Kell, Al Kaline, Joe Pellegrino and Mike Barry	WWJ-TV
1979	George Kell, Al Kaline and Mike Barry	WDIV-TV
1980-94	George Kell and Al Kaline	WDIV-TV
1995-96	George Kell, Al Kaline and Jim Price	WKBD-TV
1997	Ernie Harwell, Al Kaline and Jim Price	WKBD-TV
1998	Ernie Harwell and Al Kaline	WKBD-TV
1999-2001	Frank Beckmann and Al Kaline	WKBD-TV
2002	Frank Beckmann and Lance Parrish	WKBD-TV
2003	Frank Beckmann and Jack Morris	WKBD-TV
2004	Frank Beckmann and Dan Petry	WKBD-TV
2006	Mario Impemba and Rod Allen	WMYD-TV
2007	Mario Impemba and Rod Allen	WJBK-TV

Tigers Cable Television

Years	Broadcasters	Cable Station
1981-83	Larry Adderly, Hank Aguirre and Norm Cash	ON-TV
1984	Larry Osterman and Bill Freehan	PASS
1985	Larry Osterman, Bill Freehan and Jim Northrup	PASS
1986-92	Larry Osterman and Jim Northrup	PASS
1993	Jim Northrup and Jim Price	PASS
1994	Ernie Harwell, Jim Northrup and Jim Price	PASS
1995-97	Ernie Harwell, Fred McLeod and Jim Price	PASS
1998-2001	Josh Lewin and Kirk Gibson	FOX Sports Detroit
2002	Mario Impemba and Kirk Gibson	FOX Sports Detroit
2003-	Mario Impemba and Rod Allen	FOX Sports Detroit

*Home games only; no Sunday games (1930-32), no Saturday or Sunday games (1933)

#Simulcast on radio and television

+Split time between radio and television

%All games on WKMH; day games on WWJ, night games on WJR

^Simulcast on both WXYT-AM and WXYT-FM



DAN DICKERSON

After making his Tigers broadcasting debut in 2000, veteran Michigan sports announcer Dan Dickerson returns for his 12th season in the booth and his ninth season as the lead play-by-play voice of the Tigers.

- Won the 2008 Ty Tyson Excellence in Sports Broadcasting Award, named after the Tigers pioneer broadcaster, Ty Tyson, and is awarded annually by the Detroit Sports Broadcasters Association.
- Named Michigan Sportscaster of the Year in 2005 and 2006 by the National Sportscasters and Sportswriters Association.
- Co-host of "Tiger Talk," a weekly off-season talk show on WXYT that focuses on Tigers news and baseball hot stove topics.
- Dickerson previously worked for five years with former Tigers flagship WJR-AM, in a variety of roles.
- Served as co-host of "WJR Sportswrap," a nightly call-in show.
- Worked as a sideline reporter and substitute play-by-play announcer for University of Michigan football for WJR and spent two seasons as play-by-play announcer for University of Michigan basketball...was formerly WJR's morning sports anchor.
- Spent six-and-a-half years with Detroit's WWJ-AM from 1988-95, hosting a post-game call-in show following Detroit Lions broadcasts and serving as a sideline reporter for University of Michigan football.
- Also anchored WWJ's news and sports on the weekends and served as general assignment news reporter.
- Has won several awards from the Associated Press including "Best Live Broadcast, Sporting Event" (1996 and 1998), "Best Coverage of Breaking News" and "Best Sports Feature" (1994).
- Began his sports broadcasting career at WCUZ Radio in Grand Rapids, MI, working at the station from 1982-88.
- Broadcast play-by-play for high school football and basketball for WCUZ, anchored afternoon drive spots and served in the station's news department as reporter and assignment editor/assistant news director.
- Started in radio in 1980 with WMAX radio in Grand Rapids, covering general assignment news and anchoring afternoon newscasts.
- Earned his bachelor of arts degree from Ohio Wesleyan University in 1980.
- Resides in Clarkston, MI with wife, Lori, and children, Rachel (1/13/95) and Justin (4/9/98).



JIM PRICE


A member of the Tigers 1968 World Series champions, Jim Price begins his 19th season overall on Tigers broadcasts and his 13th full season on the Tigers Radio Network.

- Originally joined Frank Beckmann on the Tigers radio broadcasts in June, 1998...had spent the first part of that season as a feature reporter on FOX Sports Net's pre-game and "Tigers Weekly" programs.
- Began his Tigers broadcasting career on PASS cable telecasts in 1993, serving as color commentator...broadcast Tigers games on cable for five seasons.
- Was also the third man in the booth during the Tigers over-the-air broadcasts on WKBD-TV from 1995-97...filled in for a handful of games as play-by-play announcer in 1997.
- Played five major league seasons, all with the Tigers...played 64 games, 42 of them at catcher, for the 1968 team that defeated St. Louis in the Fall Classic.
- Was purchased by the Tigers in April of 1967 after seven minor league seasons with the Pirates.
- Named Minor League Player of the Year in 1963 while with the Pittsburgh Pirates organization.
- A native of Harrisburg, PA, he was a three-sport star at Hershey (PA) High School...refused a number of college football scholarship offers to sign with the Pittsburgh Pirates in 1960.
- Other broadcast credits include work as play-by-play man on Chicago White Sox cable telecasts, color commentary for ESPN college baseball and anchoring weekend sports on Detroit's WJBK-TV.
- Assists in the Tigers front office efforts, focusing on baseball participation camps.
- Inducted into the Kinston (NC) Baseball Hall of Fame in 1995, the Hershey High School Hall of Fame in 2006 and the Central Pennsylvania Hall of Fame in 2008.
- He and his wife, Lisa, founded a not-for-profit foundation called Jack's Place For Autism in October of 2002 to benefit children with autism...the foundation, named after their son who was diagnosed with autism, works to provide services for individuals and families affected by the neurological disorder.
- Because of the tremendous community and corporate support, the foundation's five-year plan was reached in a little over a year...Jack's Place For Autism partnered with Oakland University in Rochester, MI from 2004-2008...this partnership enabled Jack's Place to deliver programming and services to individuals and families living with Autism Spectrum Disorder, including soccer, basketball, swimming, baseball, arts and theater...programs also included family counseling, sibling groups, social skills groups, seminars and training sessions for parents, caregivers, physicians, teachers and counselors...over 6,000 children and adults have participated in all of the Jack's Place programs...while the foundation continues to financially support programs at Oakland University, they are currently working on program and delivery sites expansion, as well as a facility that will house "Quality of Life" programming and a long-term living environment, the first of its kind in the country.





MARIO IMPEMBA



Detroit native Mario Impemba enters his 10th season as the popular play-by-play announcer on FOX Sports Detroit's coverage of the Tigers.

- Impemba's work on Tigers games earned him a Michigan Emmy in June 2006 in the "Sports Play-by-Play" category.
- He provided studio and on-location reports, interviews and analysis throughout the network's post-game coverage during the Tigers playoff run in 2006.
- Since 2009, Impemba has initiated "Operation Opening Day," a project which provides a DVD of the Opening Day telecast at Comerica Park to displaced Tigers fans currently serving in the U.S. military.
- Beyond his Tigers duties, Impemba has done play-by-play on FOX Sports Detroit's coverage of MHSAA football and basketball championship games, as well as CCHA hockey...during the off-season he handles radio and TV play-by-play for Oakland University Golden Grizzlies men's basketball.
- Impemba co-owns and maintains BaseballBroadcasters.com, a website devoted to featuring the great voices that have described the game of baseball, both past and present, on radio and TV...he also authors a blog on the FOX Sports Detroit website (foxsportsdetroit.com).
- Before joining the FOX Sports Detroit broadcast team, Impemba spent seven seasons (1995-2001) as the radio voice of the Anaheim Angels...also served as a fill-in TV play-by-play announcer for the Angels during his final three years in Anaheim, where he was rated among Southern California's best play-by-play announcers by the Los Angeles Daily News.
- Prior to joining the Angels in 1995, he spent four seasons (1991-94) calling games for the Tucson Toros of the Pacific Coast League.
- Was the voice of the Quad City Angels Single A team in Davenport, IA from 1989-90...spent 1987-88 in Peoria, IL, where he announced games for the Single A Peoria Chiefs.
- Previously served as sports director at WXCL Radio in Peoria...also did play-by-play for the Peoria Rivermen of the International Hockey League.
- Professional career began in 1985 at KVOP Radio in Plainview, TX.
- Is a 1985 graduate of Michigan State where as a student he served as sports director at campus radio station WLFT, also providing play-by-play for Spartans baseball, basketball and hockey.
- Born in Detroit and moved to nearby Sterling Heights in the mid-1970s, graduating from Stevenson High School.
- Impemba and his wife, Cathy, have two sons, Brett (17) and Daniel (14) and reside in Macomb Township, MI.

MEDIA INFORMATION

ROD ALLEN



Former Tigers outfielder Rod Allen enters his ninth season as analyst on FOX Sports Detroit's telecasts, marking his 34th season in professional baseball.

- Allen's insightful work on Tigers telecasts earned him two consecutive Michigan Emmys (2006 and 2007) in the "Sports Analyst" category.
- He provided studio and on-location analysis throughout the network's post-game coverage during the Tigers playoff run in 2006.
- In addition to his FOX Sports Detroit analyst duties, Allen has twice filled that role for a FOX Saturday Game of the Week regional telecast (Sept. 19, 2009 – Tigers vs. Minnesota and July 22, 2006 – Tigers vs. Oakland).
- Generously provides financial contributions to support the Tigers Thanksgiving community program and the Detroit Tigers/SportService Holiday Giving Party.
- Before joining FOX Sports Detroit's Tigers telecast team, he spent five seasons (1998-2002) with the Arizona Diamondbacks as a television and radio analyst...served as the commentator on the Diamondbacks radio broadcasts in the 2001 post-season, including the National League Championship series against the Cardinals and the World Series against the Yankees.
- In addition to his work with the Diamondbacks, Allen provided analysis on FOX Saturday Baseball regional telecasts and the National League Division Series between the Atlanta Braves and Houston Astros.
- Prior to his work as a broadcaster, he spent four seasons as a hitting instructor in the Florida Marlins organization from 1992-95 and served in the same capacity for Chandler of the Arizona Fall League in 1994...also worked in the Arizona Diamondbacks organization in 1996 as a hitting instructor before managing in the instructional league that fall.
- Allen spent the last three years of his playing career with Hiroshima in Japan's Central League...clubbed a pair of home runs against Seibu in the 1991 Japan Series and set a Japanese regular-season record with four home runs in four consecutive at-bats during his tenure in the league.
- Hit .296 during a 15-game stint as an outfielder and designated hitter with the World Champion Detroit Tigers in 1984.
- Enjoyed two other stints in the majors with the Seattle Mariners in 1983 and the Cleveland Indians in 1988.
- Selected by the Chicago White Sox in the sixth round of the June 1977 draft.
- Allen and his wife, Adrian, have a son, Andrew (21), a member of the baseball team at California State University, Los Angeles (2009 draftee of the Tigers and 2007 draftee of the Diamondbacks), and a daughter, Rachel (19)...also has a daughter Rhonda and a son Rod Jr., who played several minor league seasons following a collegiate career at Arizona State and Oklahoma State.



JOHN KEATING



Entering his 14th season as the entertaining and informative scene-setter for FOX Sports Detroit's coverage of Tigers baseball is the award-winning John Keating, host of the live, 30-minute Tigers Live pre-game show...Keating often serves in a similar role for the network's Tigers Live post-game coverage.

- Keating provided on-location reports and interviews throughout the network's post-game coverage during the Tigers playoff run in 2006...he was on the scene during on-field and clubhouse celebrations following the Tigers clinching of a playoff spot in Kansas City, as well as following the ALDS and ALCS series clinchers against the Yankees and Athletics.
- Also hosts Red Wings Live, as well as Red Wings and Tigers specials...an original member of the FOX Sports Detroit team, Keating was the first person to appear on the network when it launched on September 17, 1997.
- Has earned five Michigan Emmy awards with FOX Sports Detroit, including three for work on Tigers programming – 2003 as host/producer of Tigers Weekly, 2001 for his work on Tigers Weekly and in 2000 for the FOX Sports Detroit special, Tiger Stadium: We'll Remember.
- Has filled in on occasion as play-by-play announcer on Tigers telecasts...also has done play-by-play for coverage of MHSAA football and basketball championship games.
- Emerged on the Detroit television scene in 1996-97 as host of Game Night on PASS, the region's former all-sports network.
- Arrived in the Motor City from Denver, where he spent 11 years (1985-96), concluding as studio host of the Denver Nuggets and Colorado Avalanche radio networks.
- First employed in the Mile High City as a weekend sports anchor/reporter with KMGH-TV...ended his stint at KMGH as Sports Director from 1990-94.
- Honored with three local Emmy Awards for his work at KMGH -- twice as Host, Best Sports Special (1991 and 1992) and once for Best Sports Reporting (1988)...also received UPI's National Award for Best Sports Reporting (1988) and was voted "Best Sports Anchor" in Denver for 1993 by Westword Magazine.
- First full-time position in the industry was at WZZR-FM in Grand Rapids as news director...later worked at WZZM-TV as weekend anchor.
- Earned a bachelor's degree in Arts & Media from Grand Valley State.
- A native of Madison Heights, Keating resides in Bloomfield Hills with wife, Linda, and children, Patrick, Lauren and Katie.

BASEBALL WRITERS ASSOCIATION OF AMERICA (DETROIT CHAPTER)

DETROIT FREE PRESS: Mitch Albom '85, John Lowe '86, Gene Myers '93, Drew Sharp '99, Michael Rosenberg '05

DETROIT NEWS: Tom Gage '77, Lynn Henning '79, Ruben Luna '06, Bob Wojnowski '07, Tony Paul '10

ASSOCIATED PRESS: Larry Lage '01, Noah Trister '11

WINDSOR STAR: Jim Parker '97, Bob Duff '00

BOOTH NEWSPAPERS: Steve Kornacki '84, Mary Ullmer '08, Chris Iott '10

OAKLAND PRESS: Jim Hawkins '70, Pat Caputo '86, Jeff Kuehn '07

MACOMB DAILY: George Pohly '94

FOXSPORTS.COM: Jon Paul Morosi '06

HONORARY LIST: Jack Berry '57, Jerry Green '60, Pete Waldmeir '60, Kenneth Clover '63, Bernie Kennedy '64, Pete Giffels '65, Jim Taylor '65, Curt Sylvester '66, Bill Halls '68, Frank J. Martin '68, Richard Shook '68, Lawrence Paladino '69, Ken Kraemer '72, Charlie Vincent '72, Dan Ewald '73, Herbert M. Boldt '76, Brian Bragg '76, Chuck Klonke '76, Harry Atkins '77, Mike O'Hara '78, John Guggler '82, Dean Howe '83, Gene Guidi '84, Dave Poniers '84, Rob Parker '90, Jeff Peek '94

OFFICERS: Tom Gage, Chairman/Treasurer; Jim Hawkins, Vice-Chairman; Chuck Klonke, Secretary



BRIAN BRITTEN

Begins his 12th season with the Tigers, his fourth season as the director of baseball media relations...served as the baseball information coordinator for five seasons after joining the team in March of 2000 before being promoted to manager of baseball media relations in February of 2005.

- Supervises all day-to-day efforts of the baseball-related media relations, including the coordination of interviews with Tigers baseball executives, Jim Leyland, Tigers players and coaches, the production of game notes, all player-related announcements and credentialing of the media.
- Travels with the club during the spring and regular season to facilitate media requests and provide game-related information.
- Is responsible for the team's statistical research and records, as well as overseeing all baseball-related media efforts.
- Is the editor of the Tigers media guide and season review book.
- Coordinates and is responsible for facilitating interviews and securing guests for the pre-game and post-game shows for FOX Sports Detroit, in addition to the post-game show and throughout the off-season for WXYT...works directly with ESPN, Fox National and MLB Network to assist the networks with all interview requests.
- Oversees the club's social media communication via Twitter (@Official_Tigers).
- Serves as the main department contact for minor league information.
- Directed media operations during the 2005 Major League Baseball All-Star Game at Comerica Park and throughout the post-season for the 2006 American League Champion Tigers...additionally, he has worked at the Major League Baseball All-Star Game in 2004 (Houston, TX), 2007 (San Francisco, CA) and 2010 (Anaheim, CA).
- Prior to joining the Tigers, spent four years in various capacities with the Toledo Mud Hens, Detroit's Triple A affiliate in the International League.
- Was Toledo's public relations manager from January 1999-March 2000, where he oversaw the production of the team publications, the organization of baseball camps and clinics, as well as the coordination of all of the team's media and baseball information.
- Interned with the Mud Hens public relations department from 1996-1998.
- Graduated from Bowling Green State University in May, 1999 with a BS in education after majoring in sport management ...named Outstanding Student in major in 1999.
- Is 34 years old and a native of Perrysburg, OH...single and currently resides in Taylor, MI.



RICK THOMPSON

Entering his 11th season with the club after joining the media relations department prior to the 2001 season...the 2011 season marks his fourth year as the manager of baseball media relations.

- Assists with all day-to-day efforts of the baseball-related media relations, including the coordination of interviews with Tigers players, coaches and executives, the production of game notes, player-related announcements, team statistical research and records, and credentialing of the media.
- Travels with the club during the spring and regular season to facilitate media requests and provide game-related information.
- Serves as managing editor of the Tigers Magazine and yearbook, while assisting in the writing and editing of the team media guide and season review publications.
- Responsible for arranging team photography throughout the year, while also maintaining the team's print and electronic photo archives.
- Named media relations coordinator in December of 2002...promoted to assistant manager, baseball media relations prior to the 2005 season and manager, baseball media relations prior to the 2008 season.
- Served as an intern in the Tigers public relations department during the 2001 season before re-joining the club as a full-time member of the media relations department in April of 2002.
- Graduated with honors from Oakland University in May, 2002 with a BA in journalism.
- Is 30 years old and a native of Armada, MI...he and his wife, Michon, reside in Imlay City, MI.





AILEEN VILLARREAL



Beginning her first full season with the Tigers after joining the media relations department in November of 2010 as the baseball media relations coordinator.

- Assists with the day-to-day efforts of the baseball media relations department, including game notes, team statistical research and credentialing of the media.
- Assists in the writing and editing of the Tigers Magazine, yearbook, media guide and season review publications.
- Responsible for writing and distributing the organization's business and community affairs press releases and media advisories.
- Oversees the club's Spanish social media communication via Twitter (@TigresdeDetroit).
- Prior to joining the Tigers, interned with the Houston Astros market development department for a portion of 2010.
- Served as Head Senior Personnel Manager for the Notre Dame Football team and supervised the entire Athletic Student Manager Organization during the 2009 season.
- Graduated from the University of Notre Dame in May, 2010 with a BA in Sociology and Film, Television and Theatre.
- Is 22 years old and a native of Montebello (East Los Angeles), CA...resides in Grosse Pointe, MI.

MOLLY BETENSLEY



Begins her 12th season with the Tigers organization and her fourth as the director of broadcasting.


- Direct contact and liaison for the Tigers broadcast partners and National rightsholders throughout the year, including FSD, WXYT, ESPN, NHK, TBS, FUJI, FOX and MLB Network; fulfilling and maintaining rightsholders and media partner's contractual obligations while overseeing all aspects of Detroit Tigers radio and TV game broadcasts, National and International broadcasts from Comerica Park, programming, production and broadcasters.
- The 2006 World Series and 2005 All Star Game were broadcast to 224 countries and in 13 languages under her supervision.
- Writes and prioritizes scripts for broadcasts and various productions while administering interviews and features with broadcast partners promoting the Tigers business and community efforts focusing on the team's involvement with charitable organizations and area youth in addition to the Tigers ticket sales, promotions and special event planning.
- Responsible for securing guests, players and storylines for pre-game, post-game and weekly shows for FSD, WXYT, ESPN, Fox National and MLB Network.
- Main liaison for MLB broadcasting, responsible for all correspondence between MLB broadcasting and the Detroit Tigers including scheduling spring training and regular season radio and TV broadcasts.
- Spearheaded the first-ever Detroit Tigers Spanish Language television broadcast...aired on FSD on August 9, 2008.
- Joined the Tigers as broadcast coordinator in February of 2000 before being named media relations/broadcast manager prior to the 2003 season.
- Prior to joining the Tigers, was a Big Ten college football production assistant for ABC Wide World of Sports in New York.
- Earned a Master's of Science degree in 1999 from Syracuse University's Newhouse School of Public Communications in broadcast journalism.
- Graduated with honors from the University of Michigan in May 1998 with a BA in communication studies.
- Interned with the University of Michigan 1997 National Championship Football Team.
- Is a member of the Board of Trustees for The Ernie Harwell Foundation.
- Molly and her husband, Alan, are avid philanthropists.

DIMENSIONAL DINGERS

During the last eight seasons, 445 home runs landed between the new and old left field wall configuration at Comerica Park, 227 by the Tigers and 218 by the opposition. A year-by-year breakdown of the home runs follows:

Year	Tigers Home Runs	Opponent Home Runs
2003	19	22
2004	29	29
2005	24	31
2006	29	27
2007	35	35
2008	38	24
2009	29	31
2010	24	19

PLAYER DEVELOPMENT AND SCOUTING





TIGERS MINOR LEAGUE SYSTEM

ADMINISTRATION

Al Avila, Vice President/Assistant General Manager
David Chadd, Vice President, Amateur Scouting/Special Assistant to the General Manager
Dan Lunetta, Director, Minor League Operations
Mike Rojas, Director, Player Development
Kevin Bradshaw, Minor League Field Coordinator
Scott Pleis, Director, Amateur Scouting
Cheryl Evans, Director, Minor League and Scouting Administration
Miguel Garcia, Director, Latin American Scouting
Ramon Perez, Director, Dominican Republic Operations
Tom Moore, Director, International Operations
Kevin Hooker, Pacific Rim Coordinator
Manny Crespo, Director, Latin American Player Development
James Orr, Assistant Director, Amateur Scouting
Avi Becher, Minor League Operations Coordinator
Giovanni Hernandez, Scouting Assistant, International Operations
Marilyn Acevedo, Minor League Operations Administrative Assistant
Robert Frutchey, Lakeland Clubhouse Manager

ROVING PERSONNEL

Joe DePastino, Catching Coordinator
Toby Harrah, Hitting Coordinator
Jon Matlack, Pitching Coordinator
Dave Owen, Infield Coordinator
Gene Roof, Outfield/Baserunning Coordinator
Brian Peterson, Performance Enhancement Instructor
Dr. George Carlo, Performance Coach
Sharon Lockwood, International Player Programs Coordinator
Lizedny De La Rosa, ESL/Cultural Assimilation Instructor
Dustin Campbell, Medical Coordinator
Chris Walter, Strength and Conditioning Coordinator
Steve Chase, Assistant Strength and Conditioning Coordinator

2011 AFFILIATES



TOLEDO MUD HENS (AAA)

International League
 406 Washington Street
 Toledo, OH 43604
 (419) 725-4367
 (419) 725-4368 (FAX)

Manager Phil Nevin
 Pitching Coach A.J. Sager
 Coach Leon "Bull" Durham
 Trainer Matt Rankin



ERIE SEAWOLVES (AA)

Eastern League
 110 E. 10th Street
 Erie, PA 16501
 (814) 456-1300
 (814) 456-7520 (FAX)

Manager Chris Cron
 Pitching Coach Ray Burriss
 Coach Jerry Martin
 Trainer Chris McDonald



LAKELAND FLYING TIGERS (A)

Florida State League
 2125 N. Lake Avenue
 Lakeland, FL 33805
 (863) 686-8075
 (863) 688-9589 (FAX)

Manager Dave Huppert
 Pitching Coach Joe Coleman
 Coach Larry Herndon
 Trainer Corey Tremble



2011 AFFILIATES



WEST MICHIGAN WHITECAPS (A)

Midwest League
4500 West River Drive
Comstock Park, MI 49321
(616) 784-4131
(616) 784-4911 (FAX)

Manager Ernie Young
Pitching Coach Mark Johnson
Coach Ben Oglivie
Trainer T.J. Saunders



CONNECTICUT TIGERS (A)

New York-Penn League
14 Stott Avenue
Norwich, CT 06360
(860) 887-7962
(860) 886-5996 (FAX)

Manager Andrew Graham
Pitching Coach Jorge Cordova
Coach Scott Dwyer
Trainer T.J. Obergefell



GULF COAST LEAGUE TIGERS (Rookie)

Gulf Coast League
2125 N. Lake Avenue
Lakeland, FL 33805
(863) 686-8075
(863) 688-9589 (FAX)

Manager Basilio Cabrera
Pitching Coach Greg Sabat
Coach Mike Rabelo
Trainer Jason Schwartzman



DOMINICAN SUMMER LEAGUE TIGERS (Rookie)

Dominican Summer League

Coordinator, Academy Oliver Arias
Administrative Assistant, Academy Joel Aguero
Manager Rafael Martinez
Pitching Coach Jose Parra
Coach Ramon Espinosa
Infield Coach Carmelo Jaime
Trainer Luis Reyes
Strength/Conditioning Coach Rafael Suero



VENEZUELAN SUMMER LEAGUE TIGERS (Rookie)

Venezuelan Summer League

Academy Administrator Oscar Garcia
Manager Rafael Gil
Pitching Coach Carlos Bohorquez
Coach Josman Robles
Infield Coach Carlos Quintero
Trainer Luis Rodriguez

PLAYER DEVELOPMENT
AND SCOUTING



2010 TIGERS MINOR LEAGUE RECAP

The Tigers eight minor league affiliates, including the club's team in the Dominican Summer League and Venezuelan Summer League, combined to post an overall record of 377-449, a .456 winning percentage.

- West Michigan was the lone Tigers minor league affiliate to reach the playoffs, suffering a 2-1 loss to Lake County in the best-of-three game opening series of the Midwest League playoffs.
- Outfielder Andy Dirks and lefthanded pitcher Adam Wilk were selected the Tigers Minor League Player and Pitcher of the Year, respectively. Dirks saw action with both Double A Erie and Triple A Toledo, combining to hit .296 (141x476) with 78 runs scored, 30 doubles, three triples, 15 home runs, 63 RBI and 22 stolen bases in 120 games. Wilk compiled an 11-5 record and 2.74 ERA (167.1IP/51ER) in 27 games started between Single A Lakeland and Double A Erie.

TEAM-BY-TEAM RECORDS

Team	League	Division	Position	W	L	Pct.	GA/GB
Toledo	International (AAA)	West	4th	70	73	.490	-9.0
Erie	Eastern (AA)	Western	6th	66	76	.465	-16.0
Lakeland	Florida State (A)	North	t-3rd - First Half 4th - Second Half	37 34	33 34	.529 .500	-4.0 -8.5
West Michigan	Midwest (A)	Eastern	8th - First Half 3rd - Second Half	26 36	43 34	.377 .514	-18.0 -11.0
Connecticut	New York-Penn (A)	Stedler	2nd	38	37	.507	-0.5
GCL Tigers	Gulf Coast (Rookie)	North	3rd	30	28	.517	-3.0
DSL Tigers	Dominican (Rookie)	San Pedro de Macoris	5th	20	45	.308	-22.0
VSL Tigers	Venezuelan (Rookie)	—	8th	20	46	.303	-27.0

2010 TIGERS MINOR LEAGUE PLAYERS AND PITCHERS OF THE YEAR

Team	Player	Pitcher
Toledo	Will Rhymes	L.J. Gagnier
Erie	Andy Dirks	Brooks Brown
Lakeland	Daniel Fields	Adam Wilk
West Michigan	Wade Gaynor	Trevor Feeney
Oneonta	P.J. Polk	Clemente Mendoza
GCL Tigers	Dixon Machado	Bruce Rondon
DSL Tigers	None	Jorge Medina
VSL Tigers	Eugenio Suarez	Angel Nesbitt

2010 TIGERS MINOR LEAGUE PLAYERS AND PITCHERS OF THE MONTH

Month	Player, Team	Pitcher, Team
April	Brennan Boesch, Toledo	L.J. Gagnier, Erie
May	Kody Kaiser, Lakeland	Charlie Furbush, Lakeland
June	Jeff Larish, Toledo Billy Nowlin, Lakeland	Ryan Ketchner, Toledo Adam Wilk, Lakeland
July	Wade Gaynor, West Michigan	Steve Crnkovich, GCL Tigers
August	Jordan Lennerton, Lakeland	Adam Wilk, Lakeland/Erie

2010 TIGERS MINOR LEAGUE PLAYERS AND PITCHERS OF THE WEEK

League	Player, Week	Pitcher, Week
International	Jeff Larish, June 14-20 Jeff Frazier, July 12-18	Alfredo Figaro, July 19-25 Thad Weber, August 30-September 5
Eastern	Wilkin Ramirez, April 26-May 2 Rawley Bishop, August 9-15	Brooks Brown, June 14-20 Brooks Brown, August 2-8
Florida State	Brent Wyatt, May 17-23 Jordan Lennerton, August 16-22	Charlie Furbush, May 24-30 Adam Wilk, August 2-8 Jon Kibler, August 9-15
Midwest	Jordan Lennerton, May 24-30	Trevor Feeney, May 10-16 Giovanni Soto, June 14-20
New York-Penn	None	Wilsen Palacios, August 30-September 5

PLAYER DEVELOPMENT AWARDS

DWIGHT LOWRY AWARD (PLAYER DEVELOPMENT MAN OF THE YEAR)

Year	Name	Position	Year	Name	Position
1996	Dwight Lowry	Fayetteville Manager	2004	Matt Walbeck	West Michigan Manager
1997	Mark Meleski	Lakeland Manager	2005	Jon Matlack	Pitching Coordinator
1998	Bruce Fields	West Michigan Manager	2006	Larry Parrish	Toledo Manager
1999	Glenn Ezell	Catching Coordinator	2007	Tom Brookens	West Michigan Manager
2000	Kevin Bradshaw	GCL Tigers Manager	2008	Glenn Adams	Erie Coach
2001	Doug Teter	Medical Coordinator	2009	Joe DePastino	West Michigan Manager
2002	Jon Matlack	Pitching Coordinator	2010	Gene Roof	Outfield/Baserunning Coordinator
2003	Jeff Jones	Toledo Pitching Coach			



MINOR LEAGUE PLAYER OF THE YEAR

Year	Player	Team	Year	Player	Team
1996	Bubba Trammell	Jacksonville/Toledo	2003	Cody Ross	Toledo
1997	Juan Encarnacion	Jacksonville	2004	Curtis Granderson	Erie
1998	Gabe Kapler	Jacksonville	2005	Brent Clevlen	Lakeland
1999	Javier Cardona	Jacksonville	2006	Cameron Maybin	West Michigan
2000	Billy McMillon	Toledo	2007	Jeff Larish	Erie
2001	Eric Munson	Erie	2008	Ryan Strieby	Lakeland
	Michael Rivera	Erie	2009	Scott Sizemore	Erie/Toledo
2002	Juan Tejada	West Michigan	2010	Andy Dirks	Erie/Toledo

MINOR LEAGUE PITCHER OF THE YEAR

Year	Pitcher	Team	Year	Pitcher	Team
1996	Brian Moehler	Jacksonville	2003	Jon Connolly	West Michigan
1997	Francisco Cordero	West Michigan	2004	Wilfredo Ledezma	Erie
1998	Alan Webb	West Michigan	2005	Jordan Tata	Lakeland
1999	Francisco Cordero	Jacksonville	2006	Burke Badenhop	West Michigan
2000	Calvin Chipperfield	West Michigan	2007	Duane Below	West Michigan
	Andy Van Hekken	West Michigan	2008	Jon Kibler	West Michigan
2001	Nate Cornejo	Erie/Toledo	2009	Casey Crosby	West Michigan
2002	John Birtwell	West Michigan	2010	Adam Wilk	Lakeland/Erie
	Preston Larrison	Lakeland			

JIM CAMPBELL AWARD (MOST IMPROVED)

Year	Player	Year	Player	Year	Player
1996	Eric Dinyar	2001	Omar Infante	2006	Chris Maples
1997	Jayson Bass	2002	Michael Rivera	2007	Deik Scram
1998	Matt Miller	2003	Alex Trezza	2008	Casper Wells
1999	Max St. Pierre	2004	Kelly Hunt	2009	Brennan Boesch
2000	Dayle Campbell	2005	Brent Clevlen	2010	Charlie Furbush

SCOUT OF THE YEAR

Year	Scout	Position	Year	Scout	Position
1996	John Mirabelli	Regional Scouting Supervisor	2004	Steve Taylor	Area Scout
1997	Ramon Pena	Latin American Coordinator	2005	Tim Grieve	Area Scout
1998	Jack Hays	Area Scout	2006	Tim McWilliam	Area Scout
1999	Dennis Lieberthal	Area Scout	2007	Tom Osowski	Area Scout
2000	Lou Laslo	Area Scout	2008	Mike Hankins	Regional Crosschecker - Midwest
2001	Steve Nichols	Area Scout	2009	Marty Miller	Area Scout
2002	Jerome Cochran	Area Scout	2010	Bill Buck	Area Scout
2003	Rob Guzik	National Crosschecker			

TIGERS MINOR LEAGUE GOLD GLOVE WINNERS

Pitcher	First Base	Third Base
Nate Cornejo, 2000-01	Derek Baker, 2001	Wade Gaynor, 2010
David Darwin, 1999	Rawley Bishop, 2010	Jack Hannahan, 2001-02, 2004
Freddy Dolsi, 2007	Robert Fick, 1997	Mike Hessman, 2006-08
P.J. Finigan, 2006	Alejandro Freire, 1998, 2000	Kody Kirkland, 2003, 2005
Luke French, 2008	Kelly Hunt, 2004-05	Bryan Pounds, 2009
Craig Johnson, 1998	Jeff Larish, 2006-08	Brian Rios, 1999
Dave Melendez, 1997	Jordan Lennerton, 2009	Brant Ust, 2000
Luke Putkonen, 2010	Dave McCarty, 1999	Carlos Villalobos, 1997-98
Homero Rivera, 2002	Rafael Mendez, 2003	
Dallas Trahern, 2005	Eric Munson, 2002	Shortstop
Virgil Vasquez, 2004		Brent Dlugach, 2005
Brayan Villarreal, 2009	Second Base	Tony Giarratano, 2004
Joel Zumaya, 2003	Francisco Castro, 2003	Juan Gonzalez, 2003
	Juan Francia, 2005	Michael Hollimon, 2006
Catcher	Justin Henry, 2010	Omar Infante, 2000-02
Alex Avila, 2009	Michael Hollimon, 2007	Cale Iorg, 2008, 2010
Javier Cardona, 1997	Carlos Jimenez, 2000	Derek Mitchell, 1997-98
Brandon Inge, 1999-2000	Jose Macias, 1997-98	Gustavo Nunez, 2009
Mike Rabelo, 2003, 2006	Gilberto Mejia, 2004	Ramon Santiago, 1999, 2007
Michael Rivera, 1998, 2001	Ronnie Merrill, 2001	Outfield
Julio Rodriguez, 2010	Will Rhymes, 2006, 2008	Kurt Airoso, 1999
Dusty Ryan, 2008	Pedro Santana, 1999	Glen Barker, 1997-98
Danilo Sanchez, 2005	Scott Sizemore, 2009	Vince Blue, 2003-05
Dane Sardinha, 2007	Scott Tousa, 2002	Brennan Boesch, 2009
Max St. Pierre, 2002, 2004		Jesus Cedenio, 1997
		Brent Clevlen, 2005
		Andy Dirks, 2010
		Juan Encarnacion, 1997
		Daniel Fields, 2010
		Jeff Frazier, 2005
		Curtis Granderson, 2004
		Ben Guez, 2009
		Gorkys Hernandez, 2007
		Jamie Johnson, 2010
		Matt Joyce, 2006-07
		Gabe Kapler, 1998
		Rod Lindsey, 1998-99
		Nook Logan, 2002-03
		Cameron Maybin, 2006
		Victor Mendez, 2004
		Kyle Peter, 2008
		Wilkin Ramirez, 2008
		Corey Richardson, 2000-02
		Cody Ross, 2000-02
		Deik Scram, 2009
		Clete Thomas, 2006-07
		Andres Torres, 1999-2001
		Casper Wells, 2008

PLAYER DEVELOPMENT
AND SCOUTING



TIGERS MINOR LEAGUE COORDINATORS

KEVIN BRADSHAW

Field Coordinator

Kevin Bradshaw assumes the role of minor league field coordinator in 2011 after spending the previous three seasons as the organization's minor league infield coordinator (2008-10).

Prior to assuming the role of infield coordinator in 2008, he spent 14 seasons as a manager in the Tigers system, including the 2007 season with Single A Lakeland.

Bradshaw managed the North Shore Honu in the Hawaii Winter League following the 2007 season, guiding the club to a 26-12 record and the league's championship. Additionally, he managed the Peoria Javelinas in the Arizona Fall League following the 2009 season, winning the league's championship and posting an 18-14 record.

He spent three seasons (2004-06) as the manager of the Gulf Coast League Tigers, leading the club to a North Division title in 2006. Prior to his three-year stint with the Gulf Coast League Tigers, he spent two seasons as the manager at Double A Erie (2002-03).

Named the 2000 Dwight Lowry Award winner as the Tigers Player Development Man of the Year, Bradshaw led the 2000 Gulf Coast League Tigers to a second-place finish in the Eastern Division with a record of 34-26. In 1999, he led Single A Oneonta to within a single game of the New York-Penn League playoffs in its first year as a Detroit affiliate.

Bradshaw has spent his entire baseball career with the Tigers organization, managing for 14 seasons, coaching for seven seasons and playing four years as a Tigers farmhand. He began his coaching career in 1990 with the Double A London squad when the team went on to win the Eastern League title. During the next four seasons Bradshaw coached four different teams; Bristol in 1991, Toledo in 1992, Lakeland in 1993 and Trenton in 1994.

As a player, Bradshaw worked his way up to the Triple A level before a torn achilles tendon prompted him to retire. Prior to his retirement, he played four seasons in the minor leagues, compiling a .241 batting average.



JOE DEPASTINO

Catching Coordinator

Joe DePastino will serve as the minor league catching coordinator in 2011, his first season in that role and his fourth season in the Tigers organization.

He joined the Tigers organization in 2008 as the manager at Single A West Michigan, guiding the Whitecaps to the Midwest League playoffs during each of his three seasons. DePastino's assignment as the manager at West Michigan was his first professional managing or coaching assignment.

He played 13 seasons professionally after being selected by the Boston Red Sox in the seventh round of the June 1992 draft. Primarily a catcher in his career, DePastino played at the minor league level with the Red Sox (1992-99), Baltimore Orioles (2000), Houston Astros (2000), New York Mets (2002-03), Atlanta Braves (2004) and Toronto Blue Jays (2005).

DePastino reached the majors with the Mets in 2003, appearing in two games with the club.



TOBY HARRAH

Hitting Coordinator

Toby Harrah returns for his eighth season as the minor league hitting coordinator, a position he previously held with the Tigers organization for two seasons (1997-98).

In 2003, he served as a coach for the Fort Worth Cats, an independent league club in the Central League. Harrah was the Colorado Rockies bench coach under Buddy Bell for three seasons (2000-02) after spending the 1999 season as the Cincinnati Reds roving minor league hitting instructor.

Harrah joined the Tigers organization in 1997 after one season as the third base coach with the Cleveland Indians in 1996. He joined the staff in Detroit as the hitting coach on July 31, 1998, after Larry Herndon was dismissed.

He was named the International League's manager of the year in 1995 after leading Triple A Norfolk of the New York Mets organization to an 86-56 record.

Harrah spent eight seasons (1987-94) as a manager, coach and hitting instructor in the Texas Rangers organization following his retirement in 1986. Harrah managed Triple A Oklahoma City in 1987-88 before joining the Rangers major league coaching staff as the first base coach in 1989. After three seasons as the first base coach, Harrah was named the bench coach for the 1992 season. He served as the club's interim manager during the second half of the 1992 season following the firing of Bobby Valentine on July 9 and the club finished 32-44 during his tenure. Harrah spent his final two seasons in the Texas organization as a roving minor league hitting instructor.

A four-time all-star (1972, 1975-76, 1982) during his 17-year major league career, Harrah finished with a .264 batting average and 195 home runs. He saw action with the Washington Senators (1969, 1971), Rangers (1972-78, 85-86), Indians (1979-83) and New York Yankees (1984) during his career.

Harrah was inducted into the Texas Baseball Hall of Fame in 1988.





JON MATLACK

Pitching Coordinator

The 2011 season marks Jon Matlack's 16th season as a coach in the Detroit organization, his 15th in his current role as the minor league pitching coordinator.

In 1996, he served as pitching coach for the Tigers, his first coaching assignment in the majors, before being reassigned late that season and named the minor league pitching coordinator in 1997.

From 1988-95, Matlack served as a minor league pitching coach for the Chicago White Sox and San Diego Padres, spending 1995 with Triple A Las Vegas.

A lefthanded pitcher, Matlack enjoyed a 13-year major league career with the New York Mets and Texas Rangers. He was voted the National League Rookie of the Year in 1972 and was a three-time all-star selection (1974-76).

In 1973 with the Mets, he tied a NLCS record for fewest hits allowed in a game when he fired a two-hit shutout versus the Reds. In the 1973 World Series against Oakland, Matlack made three appearances with a 2.16 ERA.



DAVE OWEN

Infield Coordinator

Dave Owen joins the Tigers organization in 2011 to serve as the minor league infield coordinator.

Prior to joining the Tigers organization, he spent three seasons as a coach at the major league level with the Kansas City Royals. Owen was the club's bench coach in 2008, before he served as the third base coach in both 2009 and 2010.

Owen spent one season in Japan, serving as a coach with the Hokkaido Nippon Ham Fighters in 2007.

He served as the minor league infield coordinator for the Philadelphia Phillies for three seasons (2004-06) after spending 12 years as a scout with the Chicago White Sox (1992-96), Tigers (1997-99) and Phillies (2000-03).

Owen played professionally for 11 seasons after being selected by the Chicago Cubs in the 10th round of the June 1979 draft. He saw action at the major league level with the Cubs (1983-85) and Royals (1988).

His brother, Spike, played 13 seasons at the major league level with the Seattle Mariners, Boston Red Sox, Montreal Expos, New York Yankees and California Angels.



BRIAN PETERSON

Performance Enhancement Instructor

Brian Peterson joined the Tigers organization as the performance enhancement instructor in 2003. The 2011 season marks Peterson's 30th season in professional baseball.

Prior to his appointment as the Tigers performance enhancement instructor, he spent nine seasons in the Marlins organization (1993-2001). During his tenure with the Marlins, Peterson served as the pitching coach for Single A Kane County from 1993-97 and Double A Portland in 1998 before being named the performance enhancement instructor from 1999-2001.

His coaching career began with Kansas City's Double A affiliate in Memphis during the 1990-91 seasons as the club's pitching coach. In 1992, he was the pitching coach with Salt Lake, an independent team in the rookie Pioneer League.

Peterson has a master's degree in counseling psychology from the University of South Dakota.



PLAYER DEVELOPMENT
AND SCOUTING

TWO MILLION TIGERS FANS

The Tigers surpassed two million in attendance for the 2010 season for the 13th time in franchise history. The following is a list of seasons the club has attracted two million fans to the ballpark:

Year	Attendance
1968	2,031,847
1984	2,704,794
1985	2,286,609
1987	2,061,830
1988	2,081,162
1999	2,026,441
2000	2,533,752
2005	2,024,495
2006	2,595,937
2007	3,047,139
2008	3,202,645
2009	2,567,185
2010	2,461,237



TIGERS MINOR LEAGUE COORDINATORS

GENE ROOF

Outfield/Baserunning Coordinator

Gene Roof begins his 26th season in the Tigers organization in 2011. He will serve as the minor league outfield/baserunning coordinator, a role he returned to in 2001 after last holding the position early in the 1997 season.

In 2000, Roof managed Double A Jacksonville and led the Suns to the East Division title in the second half of the season. The Suns advanced to the Southern League Championship Series, narrowly being defeated by the West Tenn Diamond Jaxx. He managed Triple A Toledo from 1997-99 after he took over as the Mud Hens manager in June of 1997 when Glenn Ezell left the team to undergo heart surgery. Before taking over for Ezell, Roof had served as the minor league outfield/baserunning coordinator since 1996.

Prior to his appointment as the minor league outfield/baserunning coordinator, Roof spent four seasons from 1992-95 as Detroit's major league first base coach. Roof also spent one season as the manager for Double A London (1991) and two seasons at Single A Fayetteville (1989-90).

As a player, Roof played in parts of three seasons for the St. Louis Cardinals (1981-83) and Montreal Expos (1983). He collected a base hit in his first major league plate appearance on September 5, 1981, off the Dodgers Jerry Reuss. Gene is one of five Roof brothers to play professional baseball. His brother Phil spent 15 years in the majors as a catcher.

Roof's eldest son, Shawn, signed with the Tigers after being selected in the 33rd round of the 2007 Major League Baseball First-Year Player Draft. His middle son, Eric, signed with the Tigers after being selected in the 18th round of the 2009 Major League Baseball First-Year Player Draft. His youngest son, Jonathan, signed with the Texas Rangers after being selected in the eighth round of the 2010 Major League Baseball First-Year Player Draft.



DR. GEORGE CARLO

Performance Coach

Dr. George Carlo enters his sixth season as a performance coach with the Tigers organization in 2011.

His training and experience cover medicine, neurophysiology and clinical research along with more than 35 years in athletics and mind-body performance.

In football, Carlo coached defensive ends and linebackers at the University of Buffalo for three years (1977-79) and he was an athletic advisor at the University of Arkansas for four years (1979-82).

He served as a performance consultant to field personnel in several United States government agencies including the Department of Defense, the Central Intelligence Agency and the Federal Bureau of Investigation through 1994.

Carlo worked in college basketball while at the George Washington University School of Medicine and Health Sciences for nine years (1994-2002). Additionally, he was a performance advisor to professional golfers on Jack Nicklaus' Golden Bear Tour, and he still remains an advisor to golfers on the PGA Tour.

His expertise is in nervous and muscular system function during performance and he has published more than 200 papers in health sciences, written four books and is the developer of the Secrets of Champions sports performance programs.



SHARON LOCKWOOD

International Player Programs Coordinator

Sharon Lockwood enters her third season with the Tigers organization as the international player programs coordinator, her 14th season in professional baseball.

She is responsible for developing and implementing the Tigers acculturation program, which includes programs in the United States, Venezuela and the Dominican Republic. In her role, Lockwood provides the foundation for all Latin American and International players, which includes English, adapting to life in the United States and a broader base of life skills learning.

Lockwood began her career in baseball as an English teacher to Latin American players with the Kansas City Royals in Baseball City (1997-99). Additionally, she worked for the Cleveland Indians as an English teacher to Latin American players during Spring Training, extended Spring Training and the Gulf Coast League season in Winter Haven (1998-2008).

She received her bachelor's degree from the University of Central Florida, an interdisciplinary degree in humanities, foreign languages, music and art history. Lockwood earned a master's degree in applied linguistics from the University of South Florida.

Lockwood has a professional teaching certificate in the state of Florida and has taught at Winter Haven High School.

She has three children: Meredith (5/14/83), Patrick (5/6/85) and his wife Molly, and Robert (8/24/87).





DUSTIN CAMPBELL

Medical Coordinator

Dustin Campbell will serve as the minor league medical coordinator in 2011, his third season in the position and his ninth season with the organization.

He served as the trainer for one season each with the Gulf Coast League Tigers (2003), Single A Oneonta (2004) and Single A West Michigan (2005), before spending three seasons as the trainer at Single A Lakeland (2006-08).

Campbell completed his undergraduate work in December of 2000 at West Texas A&M University, while he completed his master's degree at West Texas A&M University in 2003. He worked as a graduate assistant athletic trainer at West Texas A&M University prior to joining the Tigers organization.

He is a certified athletic trainer, licensed athletic trainer in the state of Texas, first aid and CPR certified and an approved clinical instructor for athletic training education.

He and his wife Elizabeth reside in Lakeland, FL.



CHRIS WALTER

Strength and Conditioning Coordinator

Chris Walter enters his seventh season as the Tigers minor league strength and conditioning coordinator in 2011.

Prior to joining the Tigers, he spent four seasons with the Cleveland Indians organization working as a minor league strength and conditioning coach with Single A Kinston (2001), Double A Akron (2002, 2004) and Single A Mahoning Valley (2003).

Walter received his bachelor's degree from the University of Akron in 1999 in physical education with a concentration in coaching and strength and conditioning.

He is a certified strength and conditioning specialist through the National Strength and Conditioning Association.



STEVE CHASE

Assistant Strength and Conditioning Coordinator

Steve Chase enters his seventh season with the Tigers organization, his third as the assistant strength and conditioning coordinator.

He served as a strength and conditioning coordinator with Single A Lakeland (2005), Double A Erie (2006-07) and Triple A Toledo (2008) prior to being named to his current position.

Chase received his bachelor's degree from Grand Valley State University in physical education with an emphasis on fitness and wellness.

He is a certified strength and conditioning specialist through the National Strength and Conditioning Association.



PLAYER DEVELOPMENT
AND SCOUTING

INTERLEAGUE ACTION

Since 1997, the Tigers have compiled a 134-113 record (.543) during interleague action. Since Comerica Park opened in 2000, Detroit is 65-34 (.657) during interleague action at the park. The following is a year-by-year interleague breakdown for the Tigers:

Year	Home	Road	Record
1997	6-3	2-4	8-7
1998	2-6	5-3	7-9
1999	4-5	4-5	8-10
2000	6-3	4-5	10-8
2001	5-4	5-4	10-8
2002	3-6	3-6	6-12
2003	1-8	3-6	4-14
2004	7-2	2-7	9-9
2005	6-3	3-6	9-9
2006	8-1	7-2	15-3
2007	6-3	8-1	14-4
2008	8-1	5-4	13-5
2009	7-2	3-6	10-8
2010	8-1	3-6	11-7



TOLEDO MUD HENS (AAA)

PHIL NEVIN

Toledo Manager

Phil Nevin will serve as the manager of Triple A Toledo during the 2011 season, his first season with the Mud Hens and second season as a manager in the Tigers organization.

Nevin joined the Tigers organization as the manager at Double A Erie in 2010.

He served as the manager of the Orange County Flyers in the Golden Baseball League, an independent league, in 2009.

Nevin spent 12 seasons at the major league level with the Houston Astros (1995), Tigers (1995-97), Anaheim Angels (1998), San Diego Padres (1999-2005), Texas Rangers (2005-06), Chicago Cubs (2006) and Minnesota Twins (2006). He finished his career with a .270 batting average, 208 home runs and 743 RBI in 1,217 games.

He was selected by the Astros with the first overall pick in the 1992 Major League Baseball First-Year Player Draft.



RECORD AS A MANAGER

Year	Club	League	W	L	Pct.	Position
2009	Orange County Flyers	Golden Baseball	37	39	.486	Third / Fourth
2010	Erie SeaWolves	Eastern	66	76	.465	Sixth

LEON "BULL" DURHAM

Toledo Coach

Leon "Bull" Durham returns for his 11th season both as a coach at Triple A Toledo and with the Tigers organization in 2011. He served as a coach for Team USA during the Pan American Qualifying Tournament in 2010.

Prior to joining the Tigers organization in 2001, Durham spent five seasons as a coach in the Anaheim Angels organization. Durham was a coach with Triple A Edmonton from 1999-2000, and was previously a coach with Triple A Vancouver in 1997-98 and Single A Lake Elsinore during the 1996 season.

He played 10 seasons in the major leagues with St. Louis (1980, 1989), the Chicago Cubs (1981-88) and Cincinnati (1989). Durham finished his major league career with a .277 batting average and 147 home runs.

Durham belted 20-or-more home runs in five of his seasons, including a career-high 27 home runs during the 1987 season. He belted two home runs during the National League Championship Series in 1984 as the Cubs lost to San Diego in five games. He was selected to the National League All-Star team twice in his career, 1982 and 1983. Durham was named to The *Sporting News*' Silver Slugger team following the 1982 season after he batted a career-high .312 with 22 home runs.



A.J. SAGER

Toledo Pitching Coach

Former Tigers pitcher A.J. Sager returns for his fourth season as the pitching coach at Triple A Toledo in 2011, his 10th season in the organization. He spent his first five seasons (2002-06) in the organization as the pitching coach with Single A West Michigan, before serving in that same capacity with Double A Erie in 2007.

He pitched professionally for 12 seasons from 1988-99, logging time in the following four organizations: San Diego, Colorado, Detroit and Cincinnati.

In 123 lifetime major league appearances with San Diego (1994), Colorado (1995) and Detroit (1996-98), Sager posted a 12-15 record, 5.36 ERA and five saves.

Sager served as color analyst for the University of Toledo football radio network for eight seasons (2000-07).



HOW THEY BECAME KNOWN AS "TIGERS"

Research reveals the nickname "Tigers" was first applied to the Detroit club in 1895. Baseball historians had long credited Philip J. Reid, city editor of the *Detroit Evening News*, with first using the name in print in 1896. However, George Stallings, manager of the Detroit team which was then a member of the Western League, took credit for the nickname because he had his players wear black-and-brown striped stockings which, he said, reminded the fans of "tiger stripes."

It appears, though, that it was actually an unidentified headline writer at the *Detroit Free Press* who originated the Tigers nickname in 1895, a year before Stallings became manager and before the team was wearing striped stockings. Previously, the team had simply been called "Detroit," "the Detroits," sometimes the "Wolverines" and at times the "Creams."

On April 16, 1895, the *Free Press* printed a headline over a baseball story which read, "Strouthers' Tigers Showed Up Very Nicely." On the same page, a string of baseball notes was headed "Notes of the Detroit Tigers of 1895." Curiously, not once in either story was the word "Tigers" used.

From then on, the *Free Press* fairly regularly called the club the "Tigers" and in May, 1895, *The Sporting Life* began using "Tigers" in its dispatches from Detroit. However, up to July 1, 1895, careful research disclosed that neither the *Detroit Evening News* nor its Sunday paper, the *News-Tribune*, had ever used "Tigers."

TOLEDO MUD HENS (AAA)



THE SEASON: The Mud Hens posted a 70-73 record (.490), finishing fourth in the International League's West Division. Outfielder Jeff Frazier was selected to both the league's mid- and post-season all-star squads, while righthanded pitcher Jay Sborz was named to the league's mid-season all-star squad.

THE BATS: Toledo led the International League with 42 triples. Frazier led the league with 61 extra-base hits, while he tied for third with 235 total bases, 34 doubles and 25 home runs. Frazier was tabbed the IL Player of the Week for July 12-18 after hitting .571 (8x14) with a double, three home runs and six RBI in four games. Second baseman Will Rhymes tied for third in the league with seven triples, while he finished sixth with a .305 batting average. Infielder Max Leon and outfielder Casper Wells tied for fifth in the league with six triples. Infielder Jeff Larish was selected the IL Player of the Week for June 14-20 after batting .421 (8x19) with a double, three home runs and 10 RBI.

THE ARMS: Righthanded pitcher L.J. Gagnier finished seventh in the International League with a 3.51 ERA. Gagnier and righthanded pitchers Billy Buckner and Enrique Gonzalez all tied for fifth in the league with one complete game. Gonzalez tied for second in the league with one shutout. Righthanded pitcher Alfredo Figaro was selected the IL Pitcher of the Week for July 19-25 after he won both of his starts and posted a 0.66 ERA (13.2IP/1ER) and 16 strikeouts. Righthanded pitcher Thad Weber earned IL Pitcher of the Week honors for August 30-September 5 after he picked up the win in both of his starts and compiled a 1.20 ERA (15.0IP/2ER).

PLAYER	AVG	G	AB	R	H	2B	3B	HR	RBI	BB	IBB	SO	SB	CS	OBP	SLG	SF	SH	HP	GI										
																				DP	1B	2B	3B	SS	OF	C	E			
Bertram, Michael	.231	28	104	15	24	5	1	3	17	8	0	28	2	0	.293	.385	2	0	2	1	25	0	0	0	0	0	0	0	0	
Boesch, Brennan	.379	15	58	6	22	3	1	3	17	4	0	17	2	1	.455	.621	0	0	4	1	0	0	0	0	0	13	0	0		
Bouchie, Andy	.143	2	7	0	1	1	0	0	3	1	0	0	0	0	.250	.286	0	0	0	1	0	0	0	0	0	0	2	0		
Ciriaco, Audy	.000	1	3	0	0	0	0	0	0	0	0	0	0	0	.000	.000	0	0	0	0	0	0	1	0	0	0	0	0		
Diaz, Robinzon	.255	71	251	29	64	17	2	1	21	5	0	13	0	0	.269	.351	3	2	1	7	0	0	0	0	0	0	71	5		
Dirks, Andy	.375	22	88	14	33	10	1	4	17	3	0	12	3	0	.398	.648	1	0	1	1	0	0	0	0	0	22	0	1		
Dlugach, Brent	.258	117	450	52	116	22	3	6	41	25	0	149	12	4	.303	.360	2	2	5	9	0	2	14	100	0	0	25			
Flores, Angel	.375	2	8	0	3	0	0	0	2	1	0	2	0	0	.444	.375	0	0	0	0	0	0	0	0	0	0	0	2	0	
Frazier, Jeff	.256	123	477	72	122	34	2	25	73	32	1	89	7	1	.306	.493	3	0	4	13	48	0	0	0	0	54	0	7		
Guez, Ben	.251	68	223	32	56	9	3	9	32	24	0	63	5	6	.339	.439	3	2	7	5	0	0	1	0	61	0	2			
Guillen, Carlos	.333	5	18	5	6	3	0	1	2	2	1	4	0	0	.400	.667	0	0	0	0	0	5	0	0	0	0	0	0		
Henry, Justin	.269	44	156	18	42	8	1	0	14	18	0	25	9	4	.345	.333	2	2	1	2	1	19	10	0	8	0	1			
Iorg, Cale	.242	16	66	7	16	6	1	1	9	2	0	20	0	1	.271	.409	1	0	1	0	0	0	0	0	16	0	0	1		
Kunkel, Jeff	.239	25	88	8	21	4	1	0	8	4	0	22	0	0	.269	.307	1	2	0	3	0	0	0	0	0	25	3	3		
Larish, Jeff	.275	84	298	43	82	21	0	15	55	45	4	84	1	0	.373	.497	4	1	4	10	36	0	46	0	0	0	4	4		
Leon, Max	.238	89	298	37	71	10	6	3	27	24	1	59	2	1	.302	.342	4	2	5	10	16	12	9	1	4	0	8	8		
Rabelo, Mike	.143	10	35	4	5	2	0	1	8	1	0	8	0	0	.167	.286	0	0	0	1	0	0	0	0	0	9	0	0		
Raburn, Ryan	.444	7	27	5	12	6	0	0	2	2	1	3	1	1	.483	.667	0	0	0	2	0	0	0	0	0	7	0	0		
Ramirez, Wilkin	.216	41	153	15	33	4	2	4	14	10	0	60	7	2	.273	.346	0	0	2	0	0	0	0	0	38	0	2	2		
Rhymes, Will	.305	95	364	59	111	20	7	2	35	36	1	35	22	5	.370	.415	4	13	4	2	0	65	13	7	3	0	4	4		
Roof, Shawn	.354	25	79	12	28	3	1	0	8	11	0	14	4	4	.441	.418	1	1	2	4	0	2	18	5	0	0	5	5		
Scram, Deik	.208	31	96	12	20	6	2	0	9	15	0	34	2	1	.319	.313	1	0	1	0	0	0	0	0	26	0	1	1		
Sizemore, Scott	.298	76	299	49	89	23	1	9	37	31	0	77	2	2	.378	.472	2	1	9	3	0	41	11	2	0	0	7	7		
St. Pierre, Max	.300	39	130	16	39	7	0	5	22	11	1	21	1	1	.356	.469	3	1	2	4	0	0	0	0	0	38	4	4		
Strieby, Ryan	.245	76	290	29	71	15	0	10	49	33	0	85	1	1	.323	.400	1	0	1	6	21	0	0	0	0	51	0	2		
Thomas, Clete	.183	21	71	14	13	2	1	4	13	12	0	32	9	0	.318	.408	0	1	2	0	0	0	0	0	0	20	0	2		
Weber, Jon	.256	21	78	9	20	6	0	1	5	6	0	17	5	0	.310	.372	0	0	0	0	0	0	0	0	0	10	0	1		
Wells, Casper	.233	103	387	56	90	22	6	21	46	34	0	111	7	8	.309	.483	0	0	9	3	0	0	0	0	0	101	0	5		
White, Chris	.284	23	81	9	23	5	0	1	5	3	0	17	6	0	.310	.383	0	3	0	1	0	0	0	0	0	22	0	1		
Worth, Danny	.287	45	164	18	47	5	0	2	18	10	0	29	12	2	.333	.354	1	0	2	1	0	5	24	17	0	0	4	4		

PITCHER	W-L	ERA	G	GS	CG	SHO	SV	IP	H	R	ER	HR	HB	BB	IBB	SO	BK	WP	AVG	AB	TBF	SF	GF	HLD
Buckner, Billy	3-5	9.40	8	8	1	0	0	37.1	60	44	39	8	2	16	0	21	0	3	.359	167	189	1	0	0
De La Vara, Gilbert	2-2	4.94	8	2	0	0	0	23.2	39	15	13	1	2	3	0	25	0	1	.382	102	109	2	3	0
Drucker, Scot	4-5	5.61	42	5	0	0	1	86.2	107	58	54	10	4	29	4	69	0	4	.310	345	388	5	15	2
Dumatrait, Phil	4-1	3.16	8	8	0	0	0	42.2	40	19	15	3	4	18	0	17	0	1	.248	161	186	1	0	0
Fien, Casey	3-3	2.60	44	0	0	0	8	62.1	54	21	18	8	1	13	1	44	0	0	.235	230	246	1	29	4
Figaro, Alfredo	10-6	4.14	23	23	0	0	0	124.0	142	60	57	11	5	39	1	112	0	3	.290	490	542	2	0	0
Furbush, Charlie	3-4	6.29	9	9	0	0	0	48.2	59	37	34	9	0	16	0	37	1	2	.311	190	212	3	0	0
Gagnier, L.J.	7-7	3.51	21	20	1	0	0	120.2	111	60	47	15	8	44	4	94	1	7	.239	464	520	2	1	0
Galaraga, Armando	4-2	3.65	8	7	0	0	0	44.1	40	18	18	4	2	14	1	40	0	1	.235	170	187	1	0	0
Garcia, Ramon	1-0	9.00	3	0	0	0	0	3.0	6	3	3	1	0	0	0	2	0	0	.500	12	13	1	0	0
Gonzalez, Enrique	4-5	3.41	12	11	1	1	0	66.0	69	29	25	9	2	16	1	54	0	3	.263	262	282	0	0	0
Hoffman, Matt	0-0	10.38	3	0	0	0	0	4.1	9	5	5	1	0	4	0	4	0	1	.474	19	25	2	1	1
Ketchner, Ryan	6-5	4.00	25	22	0	0	1	123.2	122	65	55	20	2	39	0	95	0	4	.258	473	523	5	2	0
Lugo, Ruddy	2-4	8.16	11	10	0	0	0	43.0	63	43	39	10	2	19	0	18	0	1	.348	181	204	1	0	0
Marte, Luis	0-0	0.00	1	0	0	0	0	1.0	1	1	0	0	0	1	0	0	0	0	.250	4	5	0	1	0
Ni, Fu-Te	0-0	7.50	12	0	0	0	0	12.0	18	10	10	3	0	8	0	16	1	1	.346	52	60	0	5	4
Oliver, Andy	3-4	3.23	9	9	0	0	0	53.0	43	23	19	6	1	25	0	49	0	1	.226	190	220	2	0	0
Perry, Ryan	0-0	0.00	3	0	0	0	0	3.2	1	1	0	0	0	4	0	4	0	0	.077	13	17	0	0	0
Porcello, Rick	1-2	3.21	4	4	0	0	0	28.0	24	11	10	0	1	10	0	19	1	0	.245	98	111	1	0	0
Rainwater, Josh	2-4	4.64	45	0	0	0	1	75.2	91	40	39	8	6	20	0	54	0	1	.301	302	334	3	13	8
Sborz, Jay	1-6	4.74	43	0	0	0	19	43.2	38	24	23	8	5	24	2	42	0	3	.232	164	196	1	38	0
Scherzer, Max	2-0	0.60	2	2	0	0	0	15.0	4	1	1	0	0	2	0	17	0	0	.083	48	52	1	0	0
Schlereth, Daniel	1-3	2.37	38	0	0	0	0	49.1	40	17	13	0	2	34	2	60	0	4	.219	183	220	0	7	11
Simons, Zach	0-0	3.78	10	0	0	0	0	16.2	18	7	7	1	0	7	0	18	0	1	.281	64	72	1	4	0
Waddell, Jason	0-1	5.40	9	0	0	0	0	10.0	7	6	6	1	1	9	0	9	0	1	.206	34	46	1	2	2
Weber, Thad	2-1	1.64	3	3	0	0	0	22.0	14	4	4	2	0	3	0	17	0	2	.187	75	78	0	0	0
Weinhardt, Robbie	1-1	1.57	24	0	0	0	1	34.1	26	7	6	0	1	7	0	25	0	0	.211	123	131	0	12	5
Wise, Brendan	4-2	2.08	28	0	0	0	2	52.0	53	14	12	0	3	12	3	23	0	3	.279	190	208	1	7	6

PLAYER DEVELOPMENT
AND SCOUTING



ERIE SEAWOLVES (AA)

CHRIS CRON

Erie Manager

Chris Cron joins the Tigers organization in 2011 to serve as the manager at Double A Erie.

Prior to joining the Tigers organization, he managed for 16 seasons at the minor league level with the Chicago White Sox (1995-99, 2003-10) and Colorado Rockies (2000-02). He guided his club to the post-season in seven of the 16 seasons and his club captured the Pioneer League championship in 2008.

Cron has been tabbed his league's manager of the year twice during his career, earning the honor in the Carolina League in 1998 and the Pioneer League in 2010.

He played professionally for 12 seasons before beginning his managing career, seeing action at the minor league level with the Atlanta Braves (1984-86), California Angels (1987-91), White Sox (1992-93, 1995) and Cleveland Indians (1994). Cron saw action at the major league level in both 1991 with the Angels and 1992 with the White Sox.



RECORD AS A MANAGER

Year	Club	League	W	L	Pct.	Position
1995	Bristol White Sox	Appalachian	28	39	.418	Fourth
1996	Hickory Crawdads	South Atlantic	55	85	.393	Sixth / Second
1997	Hickory Crawdads	South Atlantic	76	64	.543	Second / Second
1998	Winston-Salem Warthogs	Carolina	79	60	.568	First / First
1999	Birmingham Barons	Southern	73	67	.521	Fifth / Second
2000	Colorado Springs Sky Sox	Pacific Coast	74	68	.521	Second
2001	Colorado Springs Sky Sox	Pacific Coast	62	79	.440	Fourth
2002	Colorado Springs Sky Sox	Pacific Coast	58	86	.403	Fourth
2003	Great Falls White Sox	Pioneer	38	38	.500	Third / t-Second
2004	Kannapolis Intimidators	South Atlantic	69	70	.496	Sixth / Fifth
2005	Winston-Salem Warthogs	Carolina	77	64	.546	Second / First
2006	Birmingham Barons	Southern	59	81	.421	Fourth / Fourth
2007	Great Falls White Sox	Pioneer	51	24	.680	Second / First
2008	Great Falls Voyagers	Pioneer	39	37	.513	Third / t-First
2009	Great Falls Voyagers	Pioneer	42	34	.553	t-First / First
2010	Great Falls Voyagers	Pioneer	47	28	.627	First / First

RAY BURRIS

Erie Pitching Coach

Ray Burris returns to Double A Erie for his fourth season as the club's pitching coach, his sixth season in the Tigers organization. He served as the pitching coach at Single A Oneonta in 2006 and Single A West Michigan in 2007.

Burris served as the pitching coach with the Mesa Solar Sox in the Arizona Fall League in 2008 and the Surprise Rafters in the Arizona Fall League in 2010.

He served as a minor league pitching coach for the Milwaukee Brewers in 1988-89, before joining the major league staff as a bullpen coach for two seasons (1990-91). He also worked as a roving instructor, special assistant to the general manager, advance scout and community development employee for Milwaukee. He joined the Texas Rangers as an assistant pitching coach in 1992, before moving to the front office for three years (1993-95) as the special assistant for community development and special projects and as assistant to the vice president of community development.

Burris' most recent coaching assignment before joining the Tigers organization was as a roving pitching instructor at the minor league level with the St. Louis Cardinals for two seasons (2000-01).

He saw action with the Chicago Cubs (1973-79), New York Yankees (1979), New York Mets (1979-80), Montreal Expos (1981-83), Oakland Athletics (1984), Brewers (1985, 1987) and Cardinals (1986) in 15 seasons at the major league level.




JERRY MARTIN

Erie Coach

Jerry Martin joins the Tigers organization in 2011 to serve as a coach with Double A Erie.

Prior to joining the Tigers organization, he spent 20 years as a coach at the minor league level with the Philadelphia Phillies. Martin began his coaching career with Rookie level Martinsville as a coach in 1990, before he spent eight seasons as the minor league roving hitting instructor (1991-98), two seasons as a coach with Single A Piedmont (1999-2000), three seasons as a coach with Triple A Scranton/Wilkes-Barre (2001-03) and six seasons as the minor league roving outfield coordinator (2004-09).

Martin spent 11 seasons at the major league level as an outfielder with the Phillies (1974-78), Chicago Cubs (1979-80), San Francisco Giants (1981), Kansas City Royals (1982-83) and New York Mets (1984).



ERIE SEAWOLVES (AA)



THE SEASON: The SeaWolves compiled a 66-76 record (.465) to finish in sixth place in the Eastern League's Western Division. Righthanded pitchers Brooks Brown and Zach Simons and outfielder Andy Dirks were all selected to the league's mid-season all-star squad.

THE BATS: First baseman Rawley Bishop was tabbed the EL Player of the Week for August 9-15 after hitting .565 (13x23) with three doubles, three home runs and 13 RBI in six games. First baseman Michael Bertram batted .359 (42x117) with eight doubles, a triple, four home runs and 15 RBI in 30 games during May. Infielder Brandon Douglas hit .364 (40x110) with 16 doubles, two triples and 13 RBI in 26 games during August. Outfielder Wilkin Ramirez was selected the EL Player of the Week for April 26-May 2 after batting .500 (11x22) with two doubles, three home runs and nine RBI in six games.

THE ARMS: Brown led the Eastern League with four complete games, while he tied for the lead with two shutouts and tied for second with 12 wins. Brown was tabbed the EL Pitcher of the Week both June 14-20 and August 2-8. Brown earned the win as he went the distance in his outing on June 17 at Portland to earn the honors for June 14-20, while he tossed a six-hit shutout on August 6 at Reading to capture the honors for August 2-8. Righthanded pitcher Thad Weber led the league with 167.2 innings pitched, while he tied for fourth with two complete games.

PLAYER	AVG	G	AB	R	H	2B	3B	HR	RBI	BB	IBB	SO	SB	CS	OBP	SLG	SF	SH	HP	GI GAMES BY POSITION									
																				DP	1B	2B	3B	SS	OF	C	E		
Bertram, Michael	.256	94	363	44	93	24	2	10	50	25	1	97	3	1	.311	.416	0	0	4	9	69	0	3	0	6	0	10		
Bishop, Rawley	.252	67	246	42	62	11	0	9	45	28	1	65	6	0	.337	.407	5	1	6	6	61	0	0	0	0	0	3		
Bouchie, Andy	.205	59	200	24	41	10	0	8	26	10	0	42	0	1	.243	.375	3	3	1	3	0	0	0	0	1	58	3		
Bourquin, Ronnie	.238	6	21	4	5	0	0	2	2	3	0	9	0	1	.333	.524	0	0	0	1	1	0	0	0	0	0	1		
Burrus, Josh	.207	59	203	27	42	5	2	7	28	20	0	60	8	5	.293	.355	1	1	5	4	0	0	0	0	48	0	5		
Carrithers, Alden	.262	59	210	28	55	7	0	1	12	35	0	29	7	4	.378	.310	0	2	4	4	0	38	0	0	23	0	5		
Ciriaco, Audy	.241	61	241	28	58	8	4	9	36	8	1	49	6	0	.264	.419	1	1	0	7	0	0	56	5	0	0	14		
De Leon, Santo	.207	10	29	3	6	1	0	1	1	2	0	8	0	0	.281	.345	0	0	1	0	0	0	10	0	0	0	3		
Dirks, Andy	.278	98	388	64	108	20	2	11	46	35	2	59	19	4	.342	.425	5	1	5	7	0	0	0	0	95	0	4		
Douglas, Brandon	.359	35	145	27	52	17	2	0	15	11	0	17	6	2	.405	.503	1	1	1	5	0	17	0	18	0	0	10		
Flores, Angel	.229	13	35	3	8	2	0	1	3	2	0	10	0	0	.270	.371	0	0	0	0	0	0	0	0	0	0	13	0	
Guez, Ben	.357	9	28	2	10	3	0	0	3	3	0	5	3	2	.419	.464	0	1	0	0	0	0	0	0	0	8	0	1	
Henry, Justin	.260	67	200	28	52	12	2	1	15	36	0	40	9	6	.371	.355	1	4	0	3	0	54	1	1	9	0	7		
Iorg, Cale	.211	110	427	50	90	22	1	10	33	17	0	139	12	5	.248	.337	0	6	4	16	0	0	0	0	109	0	0	24	
Jaime, Carmelo	.000	1	2	1	0	0	0	0	0	1	0	1	0	0	.333	.000	0	0	0	0	0	0	0	0	1	0	0	2	
Johnson, Ben	.167	12	42	7	7	2	0	1	7	6	0	12	0	0	.286	.286	0	0	1	1	0	0	0	0	10	0	1		
Jones, Brandon	.258	29	97	10	25	8	0	0	8	27	1	20	1	1	.419	.340	0	0	0	1	0	0	0	0	0	22	0	1	
Kaiser, Kody	.247	49	182	20	45	8	2	4	20	17	1	57	7	4	.307	.379	3	2	0	3	0	0	0	0	0	48	0	3	
Kendrick, Tyson	.000	1	4	0	0	0	0	0	0	0	0	2	0	0	.000	.000	0	0	0	0	0	0	0	0	0	0	0	1	0
Kunkel, Jeff	.261	44	142	19	37	2	2	4	17	15	0	27	1	1	.342	.387	1	2	3	2	0	0	0	0	0	0	44	2	
Mansilla, Matt	.250	12	28	3	7	0	0	0	0	2	0	11	0	0	.300	.250	0	0	0	2	0	0	0	0	0	0	12	0	1
Murrian, John	.217	17	60	4	13	4	1	1	8	1	0	15	0	0	.226	.367	1	1	0	2	0	0	0	0	0	0	0	15	1
Nicolas, Cesar	.279	70	244	28	68	19	0	7	38	33	1	50	1	0	.377	.443	4	0	8	2	9	0	14	0	0	0	0	6	
Nowlin, Billy	.268	40	142	18	38	11	1	5	26	3	0	40	0	0	.309	.465	1	0	6	7	3	0	0	0	0	8	0	1	
Peter, Kyle	.185	10	27	3	5	1	0	0	3	2	0	10	1	0	.267	.222	0	1	1	0	0	0	0	0	0	10	0	1	
Pounds, Bryan	.281	53	185	24	52	9	1	6	29	21	2	52	1	2	.359	.438	1	1	2	3	0	0	50	0	0	0	0	9	
Ramirez, Wilkin	.241	56	212	34	51	10	4	15	42	22	1	84	5	6	.311	.538	1	0	0	0	0	0	0	0	0	53	0	0	2
Roof, Shawn	.223	64	193	27	43	7	2	0	15	10	0	46	7	3	.279	.280	0	3	5	5	1	31	16	13	0	0	11		
Scram, Deik	.221	80	263	32	58	18	3	7	34	38	2	84	14	4	.331	.392	1	1	6	5	0	0	0	0	0	70	0	2	
St. Pierre, Max	.217	20	60	13	13	0	1	5	14	11	0	5	2	0	.347	.500	0	2	1	2	0	0	0	0	0	0	20	1	
White, Chris	.211	27	71	7	15	4	0	2	7	6	1	18	4	3	.282	.352	0	0	1	0	0	0	0	0	0	21	0	0	
Wyatt, Brent	.228	16	57	6	13	2	1	2	7	4	0	12	1	1	.313	.404	0	0	3	0	1	10	0	0	7	0	1		

PITCHER	W-L	ERA	G	GS	CG	SHO	SV	IP	H	R	ER	HR	HB	BB	IBB	SO	BK	WP	AVG	AB	TBF	SF	GF	HLD
Brown, Brooks	12-9	4.15	28	18	4	2	2	128.0	120	61	59	8	5	39	3	85	0	2	.247	486	534	1	6	1
Crichton, Erik	0-0	18.00	2	0	0	0	0	3.0	9	7	6	1	0	1	0	1	0	0	.529	17	18	0	0	0
Furbush, Charlie	1-0	3.24	5	5	0	0	0	33.1	31	12	12	5	1	10	1	37	0	0	.248	125	138	1	0	0
Gagnier, L.J.	3-0	2.83	6	6	0	0	0	35.0	35	13	11	5	0	8	0	28	1	2	.255	137	146	1	0	0
Garcia, Ramon	0-5	5.25	27	7	0	0	1	73.2	89	51	43	15	2	15	1	49	3	5	.303	294	317	4	9	1
Gayhart, Jared	0-4	6.06	22	0	0	0	1	32.2	30	23	22	3	7	20	1	28	0	1	.250	120	151	2	10	1
Hamilton, Cory	4-1	4.62	26	0	0	0	0	37.0	34	23	19	2	2	31	5	26	0	3	.248	137	173	1	6	4
Hoffman, Matt	1-2	7.43	26	0	0	0	0	26.2	36	26	22	3	0	20	1	22	1	2	.308	117	138	1	13	0
Ketchner, Ryan	1-1	3.86	5	0	0	0	1	14.0	15	6	6	1	0	2	0	6	0	0	.273	55	58	0	3	0
Kibler, Jon	4-7	6.44	15	15	0	0	0	79.2	94	61	57	11	5	31	1	39	0	3	.297	317	361	5	0	0
Marte, Luis	2-2	5.06	38	0	0	0	7	48.0	44	31	27	5	4	26	4	53	0	2	.244	180	216	2	24	0
Oliver, Andy	6-4	3.61	14	14	0	0	0	77.1	74	35	31	7	1	25	0	70	0	6	.253	293	322	1	0	0
Oliveros, Lester	1-2	4.97	24	0	0	0	14	25.1	20	14	14	3	2	21	4	36	1	0	.217	92	117	0	20	0
Ortega, Jose	1-0	3.04	15	1	0	0	0	23.2	22	8	8	2	1	7	1	19	0	1	.242	91	100	1	4	4
Rainwater, Josh	0-0	10.80	4	0	0	0	0	5.0	12	6	6	0	1	4	0	4	0	1	.462	26	31	0	0	0
Shawler, Anthony	5-4	4.75	28	12	0	0	0	102.1	109	62	54	15	9	22	1	83	1	6	.274	398	432	2	3	1
Simons, Zach	3-4	2.36	34	0	0	0	3	53.1	36	14	14	5	4	21	3	54	0	2	.193	187	215	0	17	2
Villarreal, Braylan	0-4	3.71	8	8	0	0	0	43.2	37	21	18	6	4	16	0	46	0	4	.231	160	184	2	0	0
Voss, Jay	2-3	5.81	33	0	0	0	1	48.0	61	39	31	6	2	25	4	33	0	3	.319	191	226	5	8	4
Waite, Robert	0-0	2.66	12	0	0	0	0	20.1	16	14	6	1	0	7	1	14	0	1	.208	77	84	0	3	2
Weber, Thad	9-12	4.08	25	25	2	0	0	167.2	176	87	76	17	8	41	1	113	1	7	.273	644	707	7	0	0
Wilk, Adam	2-0	1.14	3	3	0	0	0	23.2	10	3	3	1	1	5	0	14	0	0	.128	78	84	0	0	0
Wise, Brendan	2-0	1.44	15	0	0	0	4	25.0	14	6	4	0	0	11	0	17	0	0	.157	89	100	0	10	2

PLAYER DEVELOPMENT
AND SCOUTING



LAKELAND FLYING TIGERS (A)

DAVE HUPPERT

Lakeland Manager

Dave Huppert joins the Tigers organization in 2011 to serve as the manager at Single A Lakeland.

Prior to joining the Tigers organization, he managed 23 seasons at the minor league level with the Milwaukee Brewers (1986-91), Chicago White Sox (1993-98), Florida Marlins (1999-2001), Montreal Expos (2002-04) and Philadelphia Phillies (2006-10). He led Single A Lakewood to the South Atlantic League championship in 2006 and Single A Clearwater to the Florida State League championship in 2007.

Additionally, he served as the bullpen catcher for the White Sox in 1992 and Huppert was third base coach for the Washington Nationals in 2005.

Huppert has been tabbed his league's manager of the year twice during his career, earning the honor in the California League in 1988 and the Florida State League in 2001.

He saw action at the minor league level with the Baltimore Orioles (1977-83), Minnesota Twins (1981) and Brewers (1984-86). Huppert saw action at the major league level with the Orioles in 1983 and Brewers in 1985.



RECORD AS A MANAGER

Year	Club	League	W	L	Pct.	Position
1986	Helena Brewers	Pioneer	38	32	.543	Third
1987	Helena Brewers	Pioneer	46	24	.657	First
1988	Stockton Ports	California	94	48	.662	First / First
1989	Stockton Ports	California	89	53	.627	Second / First
1990	El Paso Diablos	Texas	77	58	.570	First / Second
1991	El Paso Diablos	Texas	81	55	.596	First / Second
1993	Sarasota White Sox	Florida State	77	57	.575	Third / Second
1994	Prince William Cannons	Carolina	71	65	.522	Second / Third
1995	Prince William Cannons	Carolina	64	76	.457	First / Fourth
1996	Prince William Cannons	Carolina	58	80	.420	Third / Fourth
1997	Birmingham Barons	Southern	76	62	.551	Fourth / Second
1998	Birmingham Barons	Southern	58	82	.414	Fourth / Fifth
1999	Brevard County Manatees	Florida State	61	74	.452	Fifth / Third
2000	Brevard County Manatees	Florida State	66	74	.471	Second / Sixth
2001	Brevard County Manatees	Florida State	80	55	.593	Second / First
2002	Harrisburg Senators	Eastern	79	63	.556	Second
2003	Edmonton Trappers	Pacific Coast	73	69	.514	First
2004	Edmonton Trappers	Pacific Coast	69	74	.483	Third
2006	Lakewood BlueClaws	South Atlantic	84	55	.604	Fourth / First
2007	Clearwater Threshers	Florida State	83	57	.593	Third / First
2008	Lehigh Valley IronPigs	International	55	89	.382	Sixth
2009	Lehigh Valley IronPigs	International	71	73	.493	Third
2010	Lehigh Valley IronPigs	International	58	86	.403	Fifth

JOE COLEMAN

Lakeland Pitching Coach

A veteran of 46 seasons in professional baseball, Joe Coleman will serve as the pitching coach at Single A Lakeland in 2011. It marks his fifth season with Lakeland and in the Tigers organization.

Prior to joining the Tigers organization, he spent seven seasons (2000-06) as the pitching coach at Triple A Durham in the Tampa Bay Devil Rays organization. He served as the bullpen coach for the Anaheim Angels for three seasons (1997-99), his second stint in that role (also, 1988-90). He returned to the Angels as a special assignment scout in 1995 after spending four seasons (1991-94) as the pitching coach for the St. Louis Cardinals. He assumed the role of Angels pitching coach on August 6, 1996 following the resignation of manager Marcel Lachemann, a post he held through the end of the season.

He began his coaching career in the Seattle Mariners organization as a pitching coach at Triple A Spokane in 1980. He served in that capacity in both 1981 and 1982, with Spokane becoming an Angels affiliate in his final season. He managed Single A Peoria in 1983, before serving as the Angels roving minor league pitching instructor for four seasons (1984-87).

A first-round selection of the Washington Senators in 1965, Coleman pitched for 15 seasons at the major league level with the Senators (1965-70), Tigers (1971-76), Chicago Cubs (1976), Oakland Athletics (1977-78), Toronto Blue Jays (1978), San Francisco Giants (1979) and Pittsburgh Pirates (1979). He compiled a 142-135 record and 3.70 ERA in 484 appearances.

Coleman's father Joe pitched 10 seasons at the major league level, while his son Casey is a pitcher in the Chicago Cubs organization after being selected by the club in the 15th round of the 2008 Major League Baseball's First-Year Player Draft.



LARRY HERNDON

Lakeland Coach

Larry Herndon returned to the Tigers organization as a coach at Single A Lakeland for the 2005 season, a position he will hold for the seventh straight season in 2011. He served as the Tigers hitting coach at the major league level for seven seasons (1992-98).

He batted .274 with 107 home runs in 14 seasons at the major league level as an outfielder.

Herndon broke into the majors with the St. Louis Cardinals in 1974, before playing six seasons with the San Francisco Giants (1976-81) and seven with the Tigers (1982-88). He batted .280 in 125 games as a member of the Tigers World Series Championship club in 1984.

He was selected the National League Rookie of the Year by *The Sporting News* in 1976.



LAKELAND FLYING TIGERS (A)



THE SEASON: Lakeland finished with a 71-67 overall record (.514), including a 37-33 mark (.529) in the season's first half and a 34-34 record (.500) in the second half of the season. Righthanded pitcher Brayan Villarreal, lefthanded pitcher Charlie Furbush, first baseman Rawley Bishop, shortstop Gustavo Nunez and outfielder Kody Kaiser were selected to the league's mid-season all-star squad, while lefthanded pitcher Adam Wilk was named to the league's post-season all-star squad.

THE BATS: Lakeland finished third in the Florida State League with 138 stolen bases. Nunez was fifth in the league with 33 stolen bases. Outfielder Brent Wyatt was tabbed the FSL Player of the Week for May 17-23, hitting .484 (15x31) with two doubles, a triple, home run and eight RBI in seven games. First baseman Jordan Lennerton was named the FSL Player of the Week for August 16-22, batting .406 (13x32) with two doubles, five home runs and nine RBI in nine games. Lennerton was selected the TOPPS Player of the Month for August in the league after batting .367 (40x109) with 10 doubles, seven home runs and 20 RBI in 29 games.

THE ARMS: Lakeland finished third in the Florida State League with a 3.30 ERA. Wilk finished fourth in the league with a 3.01 ERA, while righthanded pitcher Luke Putkonen was seventh with a 3.18 ERA. Righthanded pitcher Mark Sorensen tied for fifth in the league with 10 wins. Furbush was tabbed the FSL Pitcher of the Week for May 24-30 after posting a 1-0 record, 1.93 ERA (14.0IP/3ER) and 22 strikeouts in two starts. Wilk garnered FSL Pitcher of the Week honors for August 2-8 after winning both of his starts and compiling a 0.60 ERA (15.0IP/1ER). Lefthanded pitcher Jon Kibler was named the FSL Pitcher of the Week for August 9-15 after he won his only decision and did not allow a run in 14.0 innings over his two starts.

PLAYER	AVG	GAMES BY POSITION																											
		G	AB	R	H	2B	3B	HR	RBI	BB	IBB	SO	SB	CS	OBP	SLG	SF	SH	HP	DP	1B	2B	3B	SS	OF	C	E		
Aguasvivas, Juaner	.125	4	16	0	2	0	0	0	1	1	0	6	0	0	.176	.125	0	0	0	3	0	0	0	0	0	0	1		
Alvino, Billy	.161	11	31	2	5	0	0	0	1	2	0	2	1	0	.235	.161	0	1	1	0	0	0	0	0	0	9	0		
Bishop, Rawley	.301	66	236	39	71	18	1	6	42	26	2	65	7	0	.385	.462	3	1	8	3	52	0	3	0	0	2			
Bouchie, Andy	.135	16	52	5	7	0	0	2	4	4	1	10	0	0	.193	.250	1	0	0	2	0	0	0	0	0	15	1		
Carrithers, Alden	.359	60	220	42	79	11	0	1	20	43	0	29	10	4	.464	.423	1	2	1	4	0	57	0	0	0	0	8		
Castillo, Luis	.167	16	54	2	9	0	0	0	3	3	0	9	0	0	.207	.167	1	4	0	2	0	0	0	0	16	0	0		
Douglas, Brandon	.331	37	136	20	45	7	3	0	8	13	0	16	3	1	.395	.426	1	3	2	2	0	26	4	5	0	0	1		
Fields, Daniel	.240	109	375	33	90	13	6	8	47	55	2	119	8	9	.343	.371	2	1	5	6	0	0	0	0	102	0	1		
Flores, Angel	.208	6	24	2	5	1	0	0	3	1	0	7	0	0	.269	.250	0	1	1	1	0	0	0	0	0	6	0		
Gomez, Gilbert	.250	1	4	1	1	0	0	0	1	0	0	1	0	0	.250	.250	0	0	0	0	0	0	0	0	0	0	0	0	
Guez, Ben	.207	28	87	9	18	7	0	1	8	10	0	23	6	2	.324	.322	0	0	5	2	0	0	0	0	0	26	0	0	
Holaday, Bryan	.220	44	159	14	35	8	0	3	12	21	2	43	0	0	.335	.327	1	0	7	2	0	0	0	0	0	0	33	1	
Jaime, Carmelo	.209	18	67	6	14	0	1	0	7	4	1	12	1	1	.254	.239	0	1	0	0	12	0	5	1	0	5	0		
Kaiser, Kody	.325	63	252	32	82	15	6	5	40	20	0	52	13	2	.375	.492	2	1	1	1	0	0	0	0	0	56	0	2	
Lennerton, Jordan	.301	57	206	25	62	15	0	9	33	30	1	54	1	0	.393	.505	1	0	2	7	52	0	0	0	0	0	5	0	
Mansilla, Matt	.164	19	55	6	9	1	0	0	5	5	0	22	1	0	.246	.182	0	2	1	1	0	0	0	0	18	0	1		
Martinez, Francisco	.271	89	340	47	92	17	1	3	29	28	1	71	12	5	.330	.353	2	1	3	6	0	0	86	0	0	0	17		
McKenna, Pat	.245	36	110	22	27	5	0	1	5	20	0	43	9	3	.366	.318	0	3	1	1	0	25	2	6	0	0	3		
Moreno, Alexander	.213	15	47	3	10	0	0	0	6	4	0	17	2	0	.275	.213	0	1	0	2	0	0	0	0	13	0	0		
Murrian, John	.264	62	216	27	57	14	0	4	21	25	0	55	4	2	.343	.384	2	2	2	4	0	0	0	0	0	45	3		
Nowlin, Billy	.262	83	298	28	78	9	1	9	45	32	2	59	1	2	.344	.389	1	0	6	12	33	0	0	0	0	0	3		
Nunez, Gustavo	.222	128	523	66	116	13	6	2	33	21	0	93	33	8	.263	.281	3	16	9	12	0	0	0	123	0	0	26		
Peter, Kyle	.267	4	15	0	4	1	0	0	1	0	0	4	0	0	.267	.333	0	0	0	0	0	0	0	0	0	2	0	0	
Pounds, Bryan	.269	48	175	20	47	3	1	2	24	20	2	46	0	0	.355	.331	3	0	5	0	3	0	41	0	4	0	9		
Purroy, Gabriel	.167	6	18	0	3	1	0	0	0	0	0	4	0	0	.211	.222	0	0	1	1	0	0	0	0	0	5	0		
Rijo, Samir	.222	39	117	7	26	5	0	1	12	10	0	31	0	2	.287	.291	1	2	1	6	0	0	0	0	38	0	6		
Rodriguez, Julio	.208	28	101	9	21	4	0	2	13	2	0	11	0	0	.226	.307	2	3	1	10	0	0	0	0	0	28	5		
Sanz, Luis	.250	4	8	0	2	0	0	0	0	0	0	2	0	0	.250	.250	0	0	0	1	0	0	0	0	0	4	0		
Sedon, Chris	.178	30	90	7	16	1	0	2	6	13	0	35	4	1	.279	.256	1	3	0	3	0	22	0	0	0	4	0		
Tang, Chao-Ting	.209	16	43	1	9	1	0	0	4	3	0	14	0	2	.255	.233	1	1	0	0	0	0	0	0	14	0	0		
White, Chris	.187	42	134	15	25	2	3	2	11	9	0	29	4	2	.252	.291	1	0	3	3	0	0	0	0	38	0	1		
Workman, Josh	.191	18	47	3	9	0	0	0	1	8	0	13	2	1	.321	.191	0	0	1	1	0	0	0	0	12	0	0		
Wyatt, Brent	.258	109	372	50	96	18	3	5	43	53	2	75	16	5	.367	.363	2	7	12	3	0	2	7	0	98	0	0		
PITCHER	W-L	ERA	G	GS	CG	SHO	SV	IP	R	ER	HR	HB	BB	IBB	SO	BK	WP	AVG	AB	TBF	SF	GF	HLD						
Barfield, Jeff	1-2	6.08	3	3	0	0	0	13.1	10	10	9	1	0	9	0	5	0	.200	50	60	1	0	0						
Conn, Tyler	1-4	3.53	26	0	0	0	2	35.2	50	15	14	0	1	13	1	22	0	.347	144	161	2	10	2						
Crichton, Erik	4-5	5.02	41	0	0	0	3	57.1	67	39	32	5	5	22	4	30	0	.4	296	226	260	1	24	3					
Furbush, Charlie	4-5	3.39	13	13	0	0	0	77.0	68	35	29	7	2	14	1	109	1	.4	229	297	317	1	0	0					
Garcia, Ramon	2-0	1.26	8	0	0	0	0	14.1	11	2	2	2	0	3	0	14	0	.208	53	56	0	3	0						
Gayhart, Jared	4-4	2.51	23	0	0	0	9	32.1	26	9	9	1	2	11	2	33	0	1	230	113	132	2	20	1					
Gentzler, Dan	2-0	4.00	15	0	0	0	1	18.0	22	8	8	1	1	6	1	11	0	.306	72	81	0	5	2						
Hamilton, Cory	0-0	0.57	10	0	0	0	2	15.2	10	1	1	1	0	3	0	6	0	1	185	54	57	0	6	2					
Hoffman, Matt	0-1	1.59	16	0	0	0	3	22.2	17	5	4	1	0	2	0	18	0	.215	79	83	1	7	2						
Kibler, Jon	4-4	3.58	12	12	0	0	0	70.1	73	28	28	4	2	22	0	53	0	1	279	262	290	0	0	0					
Little, Matt	1-1	1.80	7	0	0	0	0	10.0	2	2	2	0	1	6	0	10	0	.069	29	38	1	3	1						
Mejia, Miguel	2-1	4.91	15	0	0	0	1	22.0	19	15	12	4	2	9	0	20	1	.224	85	97	1	6	3						
Morrison, Michael	0-0	0.00	3	0	0	0	0	5.0	2	0	0	0	0	0	0	6	0	1	118	17	17	0	0	0					
Nelson, Cole	0-0	0.75	2	2	0	0	0	12.0	1	1	1	0	0	6	0	9	0	.028	36	43	0	0	0						
Oliveros, Lester	0-1	1.89	20	0	0	0	9	19.0	13	5	4	0	2	6	0	24	0	.194	67	76	1	13	1						
Ortega, Jose	2-1	0.95	10	0	0	0	0	19.0	14	2	2	0	1	7	1	20	0	1	212	66	74	0	6	1					
Palacios, Wilsen	0-0	3.86	1	0	0	0	0	2.1	1	1	1	0	0	2	0	0	0	.143	7	10	1	0	0						
Putkonen, Luke	9-7	3.18	27	26	1	0	0	152.2	144	55	54	8	6	44	1	87	1	.6	257	561	617	3	0	1					
Ramirez, Wilfredo	0-2	4.94	28	3	0	0	1	51.0	58	32	28	4	1	5	0	37	0	1	279	208	215	1	5	3					
Rondon, Bruce	0-0	1.35	4	0	0	0	2	6.2	2	1	1	1	0	2	0	7	0	.095	21	23	0	2	0						
Shawler, Anthony	1-0	0.96	11	0	0	0	2	18.2	15	2	2	0	0	1	0	15	0	.224	67	69	0	7	3						
Sorensen, Mark	10-12	4.03	27	25	1	0	0	147.1	160	76	66	11	5	29	0	113	0	.3	276	580	620	4	0	0					
Stohr, Tyler	1-0	0.00	3	0	0	0	0	5.0	3	0	0	0	0	0	0	4	0	2	1	188	16	20	0	1	0				
Teufel, Shawn	0-0	2.45	9	1	0	0	0	14.2	12	5	4	1	0	5	0	19	0	1	222	54	59	0	3	2					
Torrealba, Michael	1-2	5.32	12	0	0	0	0	22.0	24	15	13	1	3	4	0	20	0	1	276	87	96	1	1	4					
Turner, Jacob	4-2	2.93	13	13	0	0	0	61.1	53	22	20	3	7	14	0	51	1	0	231	229	252	2	0	0					
Villarreal, Brayan	7-4	3.47	16	16	1	0	0	85.2	73	37	33	8	6	23	0	90	0	2	232	314	350	4	0	0					
Voss, Jay	0-1	1.40	11	0	0	0	2	19.1	16	5																			



WEST MICHIGAN WHITECAPS (A)

ERNIE YOUNG

West Michigan Manager

Ernie Young joins the Tigers organization in 2011 to serve as the manager of Single A West Michigan. He began his professional coaching career by serving as the hitting coach with Rookie level Great Falls in the Chicago White Sox organization during the 2008 season. Young managed two seasons at Single A Kannapolis in the White Sox organization (2009-10) before joining the Tigers organization.

Young served as the manager for Team USA during the Pan American Qualifying Tournament in 2010. He played 17 seasons of professional baseball before beginning his coaching career, including the 2003 season with the Tigers organization. Young played parts of eight seasons at the major league level with the Oakland A's (1994-97), Kansas City Royals (1998), Arizona Diamondbacks (1999), Tigers (2003) and Cleveland Indians (2004).



RECORD AS A MANAGER

Year	Club	League	W	L	Pct.	Position
2009	Kannapolis Intimidators	South Atlantic	82	57	.589	t-Second / First
2010	Kannapolis Intimidators	South Atlantic	65	74	.468	Sixth / t-Fourth

MARK JOHNSON

West Michigan Pitching Coach

Mark Johnson will return for his fourth season as the pitching coach at Single A West Michigan in 2011, his fifth season in the Tigers organization. He served as the pitching coach with Single A Oneonta during the 2007 season, marking his first professional coaching assignment.

A first-round selection by the Houston Astros in the June 1996 draft, Johnson pitched nine seasons with the Astros (1997), Florida Marlins (1998), New York Yankees (1999), Tigers (2000-03, 2005), Milwaukee Brewers (2002) and Los Angeles Dodgers (2004) organizations.

Johnson's lone major league experience was nine appearances during the 2000 season with the Tigers.



BEN OGLIVIE

West Michigan Coach

Ben Oglivie joins the Tigers organization in 2011 to serve as a coach at Single A West Michigan.

He joins the Tigers organization after most recently serving as a coach with the Gulf Coast League Rays in the Tampa Bay system in 2009. Prior to joining the Tigers organization, Oglivie has coached professionally at numerous levels with the Milwaukee Brewers (1989-93), Pittsburgh Pirates (1994-99), San Diego Padres (2000-05) and Rays (2007-09).

Oglivie played 16 seasons at the major league level with the Boston Red Sox (1971-73), Tigers (1974-77) and Brewers (1978-86). He hit .273 with 235 home runs and 901 RBI in 1,754 games during his major league career.

He was selected to the American League's all-star squad three times during his career with Milwaukee (1980, 1982-83).



DETROIT SPORTS BROADCASTERS' ASSOCIATION

ACTIVE MEMBERS

FS Detroit: Rod Allen, George Blaha, Ken Daniels, Jason Dizik, Mario Impemba, Fred Pletsch, Trevor Thompson, Eli Zaret; **WJBK-TV:** Ryan Ermanni, Dan Miller, Bob Wojnowski; **WDIV-TV:** Katrina Hancock, Rob Parker, Bernie Smilovitz; **WXYZ-TV:** Eduardo Fernandez; **Big Ten Network:** Josh Hakala; **ESPN/ESPN2:** John Cwikla, Rob Parker; **HBO:** Emanuel Steward; **TV-10:** Rich Kincaide, Thomas Watson; **WCS-TV:** Candise Watts; **LCPS-TV:** Adam Abraham, Austin Drake, Steve Miller; **Detroit City-TV:** Tommy Morris; **Omni TV:** Dan York; **NDTV:** Ronnie Kadykowski; **WXYT-AM, WXYT-FM & WWJ-AM:** George Blaha, Jim Brandstatter, Mark Champion, Dan Dickerson, Terry Foster, Josh Hakala, Ken Kal, Dan Miller; **WDFN-AM:** Ron Cameron, Ryan Ermanni, Denny Kapp; **WJR-AM:** Frank Beckmann, George Blaha, Gus Ganakas, Will Tieman; **WPON-AM:** Ron Cameron, John Thiede; **WAAM-AM:** David Mitchell; **WTKA-AM:** Al Fellhauer; **WMIC-AM, WMIC-FM & WTGV-AM:** Bob Benko, George Benko; **WONN-AM:** Jim Hendrick; **WOMC-FM:** Frank Beckmann, Jim Brandstatter, Tom Mazaway, Tom Ryan; **WKAR-FM:** Earle Robinson; **WPKR-FM:** Robert Williams; **WPHS-FM:** Candise Watts, Matthew Pocket; **WSDP-FM:** Bill Keith; **WOOD-AM:** Paul Cicchini; **WFMK-FM:** Robert Watts; **WXOU-FM:** Kyle Bauer, Robert Griesser, Matthew Pocket, Neal Ruhl; **MCW Communications/Metro Networks:** Terry Moore; **Fox Sports Radio:** Ron Angel, Denny Kapp; **Others:** Mike Alberts, Bryan Bender, Mike Bozich, Todd Cameron, Paul Carey, Toby Cunningham, Richard Curbelo, Zachary Damon, Dennis Davidson, Butch Davis, Robert Dorogi, George Eichorn, Bill Eisner, Sonny Eliot, Ben Eriksson, Roger Faulkner, Vicki Foley, John Fountain, Dave Frisco, Frank Garza, Dan Grascuck, Don Kremer, Ray Lane, Charlie Lemmex, Budd Lynch, Bruce Martyn, Dominic Menzo, Scott Morganroth, Steve Purdy, Jim Ramsey, Tina Russo, Eddie Sachs, Bob Tripi, Dana Wakiji, Carol Yerby, Jon Yinger.

2011 DSBA OFFICERS

President – Will Tieman; **Vice President** – Jim Rein; **Secretary** – Sherrie Handrinos; **Treasurer** – Bill Wischman; **Sergeant-at-Arms/Marketing Director** – Bill Harrington; **Executive Director** – George Eichorn.

WEST MICHIGAN WHITECAPS (A)



THE SEASON: West Michigan finished with a 62-77 record (.446), including a 26-43 mark (.377) in the season's first half and a 36-34 record (.514) in the second half of the season. The Whitecaps earned a playoff berth by capturing the wild card in the season's second half, losing 2-1 to Lake County in a best-of-three game opening series of the Midwest League playoffs. Righthanded pitcher Jacob Turner and lefthanded pitcher Giovanni Soto were selected to the league's mid-season all-star squad.

THE BATS: Third baseman Wade Gaynor finished second in the Midwest League with 91 runs scored, while he tied for fifth with 39 doubles and 80 RBI. Gaynor hit .336 (36x107) with 12 doubles, two triples, a home run and 23 RBI in 27 games during July. Outfielder Jamie Johnson finished second in the league with 98 walks, while he was fifth with a .413 on-base percentage. Johnson batted .384 (28x73) in 21 games during June. First baseman Jordan Lennerton was tabbed the ML Player of the Week for May 24-30 after hitting .583 (14x24) with five doubles and five RBI in seven games. Outfielder Avisail Garcia batted .349 (38x109) with five doubles, two home runs and 17 RBI in 27 games during July. Second baseman Corey Jones hit .395 (45x114) with 12 doubles and 19 RBI in 28 games during August.

THE ARMS: Righthanded pitcher Trevor Feeney led the Midwest League with 184.2 innings pitched, while he tied for the lead with 12 wins. Feeney was tabbed the ML Pitcher of the Week for May 10-16 after he earned the win as he went the distance in his only outing of the week on May 15 versus South Bend. Soto led the league with two shutouts, while he tied for the league lead with two complete games and Feeney and lefthanded pitcher Jade Todd tied for fourth with one complete game. Soto was selected the ML Pitcher of the Week for June 14-20 after he tossed a three-hit shutout on June 16 versus Lake County.

PLAYER	AVG	G	AB	R	H	2B	3B	HR	RBI	BB	IBB	SO	SB	CS	OBP	SLG	SF	SH	HP	GAMES BY POSITION									
																				DP	1B	2B	3B	SS	OF	C	E		
Alvino, Billy	.262	30	84	8	22	3	0	0	1	15	0	6	1	0	.398	.298	0	2	4	4	0	0	0	0	0	30	0		
Bourquin, Ronnie	.237	11	38	3	9	3	0	0	3	8	0	11	1	0	.383	.316	0	0	1	1	6	0	0	0	0	0	1		
Brantly, Rob	.255	52	188	26	48	10	1	1	21	23	0	22	2	2	.352	.335	0	1	5	9	0	0	0	0	0	52	2		
Espinoza, Alexis	.241	67	253	34	61	8	6	6	28	6	0	88	4	3	.280	.391	1	0	8	4	0	0	0	0	17	0	2		
Garcia, Avisail	.281	125	494	58	139	17	4	4	63	20	1	113	20	4	.313	.356	5	0	5	14	0	0	0	0	117	0	6		
Gaynor, Wade	.286	131	514	91	147	39	4	10	80	46	0	111	13	5	.354	.436	4	0	10	10	0	0	127	0	0	0	25		
Gosse, Mike	.226	37	137	13	31	9	3	0	13	11	0	17	1	0	.289	.336	0	2	1	4	0	30	0	0	0	0	1		
Guillen, Carlos	.333	2	6	0	2	0	0	0	0	1	0	0	0	0	.429	.333	0	0	0	1	0	2	0	0	0	0	1		
Gulliver, Jimmy	.255	42	145	16	37	6	1	2	18	12	0	42	3	4	.306	.352	3	0	0	3	0	24	12	10	0	0	6		
Inge, Brandon	.400	1	5	0	2	2	0	0	1	0	0	2	0	0	.400	.800	0	0	0	0	0	0	1	0	0	0	0		
Johnson, Jamie	.284	122	443	76	126	21	8	3	41	98	0	76	11	7	.413	.388	5	6	3	7	0	0	0	0	116	0	6		
Jones, Clay	.270	50	189	22	51	10	0	2	24	17	0	31	1	0	.346	.354	2	0	6	8	23	0	0	0	0	0	4		
Jones, Corey	.360	48	189	27	68	19	0	0	30	17	0	27	1	0	.450	.460	1	4	15	3	0	46	0	0	0	0	5		
Lennerton, Jordan	.290	59	214	21	62	15	0	3	23	31	0	65	0	0	.386	.402	1	0	3	7	46	0	0	0	0	0	3		
Palacios, Luis	.191	27	94	11	18	3	1	0	5	8	0	28	2	0	.255	.245	0	0	0	1	0	18	4	5	0	0	4		
Perez, Hernan	.235	124	473	45	111	15	0	5	50	25	0	98	5	1	.273	.298	5	2	2	19	0	0	0	124	0	0	35		
Plagman, Tony	.272	63	243	33	66	19	3	5	35	22	1	47	1	0	.337	.436	4	0	4	4	51	0	0	0	0	0	7		
Rockett, Michael	.235	99	379	53	89	20	5	7	43	12	0	81	5	7	.266	.369	3	3	5	10	0	0	0	0	90	0	4		
Rodriguez, Julio	.250	2	8	0	2	0	0	0	1	0	0	1	0	0	.250	.250	0	0	0	0	0	0	0	0	0	0	2		
Roof, Eric	.233	36	120	9	28	5	1	0	14	14	0	40	0	2	.324	.292	0	0	2	1	0	0	0	0	0	0	36	6	
Rowland, Jeff	.281	57	210	42	59	9	3	1	24	34	0	51	5	3	.383	.367	2	4	2	3	0	0	0	0	55	0	1		
Salas, Luis	.146	31	103	6	15	6	0	0	8	5	0	32	1	0	.191	.204	1	1	1	5	0	0	0	0	29	0	2		
Sanz, Luis	.254	21	67	5	17	1	0	0	3	7	0	10	3	1	.338	.269	1	2	2	1	0	0	0	0	0	0	21	1	
Sedon, Chris	.250	24	76	6	19	1	0	3	7	3	0	32	1	2	.293	.382	1	0	2	0	0	24	0	0	0	0	0	3	
Soto, Elvin	.130	16	46	4	6	2	1	1	4	9	0	18	0	3	.273	.283	0	1	0	1	14	0	0	0	0	0	0	0	

PITCHER	W-L	ERA	G	GS	CG	SHO	SV	IP	H	R	ER	HR	HB	BB	IBB	SO	BK	WP	AVG	AB	TBF	SF	GF	HLD
Cooper, Patrick	2-1	5.72	8	8	0	0	0	39.1	42	26	25	4	0	23	0	26	0	4	.280	150	176	1	0	0
Cruz, Antonio	2-0	2.79	10	0	0	0	0	19.1	19	6	6	0	0	10	0	13	0	2	.253	75	86	1	6	2
Faulk, Kenny	5-4	2.16	49	0	0	0	12	58.1	52	17	14	0	1	30	2	78	0	9	.235	221	257	4	38	4
Feeney, Trevor	12-13	3.46	29	29	1	0	0	184.2	216	85	71	12	6	22	0	123	0	7	.293	736	775	5	0	0
Hamilton, Cory	0-0	0.84	4	0	0	0	2	10.2	9	1	1	0	0	4	0	9	0	0	.243	37	42	0	3	0
Hess, Kevan	0-1	8.00	10	0	0	0	1	18.0	17	17	16	1	2	17	0	15	0	3	.243	70	89	0	3	0
Larez, Victor	8-11	4.27	33	17	0	0	2	130.2	150	73	62	13	6	35	0	59	0	7	.289	519	571	5	3	1
Lebron, Ramon	4-5	6.85	13	13	0	0	0	47.1	50	38	36	5	5	39	0	55	3	7	.267	187	231	0	0	0
Little, Matt	1-0	4.71	15	0	0	0	0	21.0	17	11	11	0	1	14	1	25	1	4	.213	80	95	0	8	3
Mejia, Miguel	1-0	4.05	7	0	0	0	0	13.1	13	6	6	1	1	6	0	13	0	0	.260	50	59	1	0	0
Mercedes, Melvin	1-2	5.03	15	0	0	0	3	19.2	16	11	11	0	3	19	1	12	0	2	.225	71	94	0	11	1
Moody, Nolan	0-0	4.82	10	0	0	0	1	18.2	24	11	10	3	1	6	0	18	0	3	.320	75	86	3	2	1
Newman, Nate	0-5	4.46	28	4	0	0	0	68.2	69	39	34	3	2	34	1	45	1	17	.261	264	304	1	9	1
Ortega, Jose	0-3	4.56	18	0	0	0	1	25.2	28	14	13	1	0	17	1	22	0	2	.275	102	120	0	11	1
Pratt, Jordan	1-2	2.63	19	0	0	0	4	27.1	26	8	8	0	2	9	0	26	0	2	.255	102	115	1	10	1
Samuels, Zach	4-1	2.98	30	0	0	0	3	66.1	63	27	22	3	8	25	0	53	0	2	.255	247	285	2	7	5
Sanz, Luis	4-7	5.38	25	12	0	0	0	87.0	93	59	52	8	8	43	0	62	3	11	.284	328	389	4	4	2
Soto, Giovanni	6-6	2.61	16	16	2	2	0	82.2	75	29	24	2	6	25	0	76	0	4	.248	303	340	2	0	0
Teufel, Shawn	1-1	2.60	9	0	0	0	0	17.1	11	6	5	1	1	8	1	14	0	0	.180	61	71	0	5	1
Todd, Jade	0-8	5.11	14	14	1	0	0	68.2	78	43	39	6	0	24	0	56	0	3	.287	272	303	4	0	0
Turner, Jacob	2-3	3.67	11	10	0	0	0	54.0	53	26	22	4	1	9	0	51	0	1	.245	216	228	2	1	0
Wesson, Jared	7-2	3.44	19	15	0	0	0	81.0	74	35	31	1	4	41	0	85	1	7	.243	304	354	2	1	0
Zumaya, Richard	1-2	5.05	27	1	0	0	0	46.1	55	31	26	4	2	18	0	28	0	2	.297	185	211	5	8	3

PLAYER DEVELOPMENT
AND SCOUTING



CONNECTICUT TIGERS (A)

ANDREW GRAHAM

Connecticut Manager

Andrew Graham will serve as the manager at Single A Connecticut in 2011, his first season in that capacity and his third season with the Tigers organization.

He served as a coach with the Gulf Coast League Tigers in both 2009 and 2010, in addition to serving as the organization's minor league catching coordinator in 2010.

Selected by the Tigers in the 19th round of the 2003 Major League Baseball First-Year Player Draft, he spent six seasons (2003-08) in the club's minor league system as a catcher.

Graham saw action with Australia during the World Baseball Classic in both 2006 and 2009. He batted .364 (4x11) with three RBI in three games for Australia in 2009.



RECORD AS A MANAGER

Year	Club	League	W	L	Pct.	Position
(No previous managerial experience)						

JORGE CORDOVA

Connecticut Pitching Coach

Jorge Cordova returns for his third season as the pitching coach with the organization's affiliate in the New York-Penn League in 2011, his sixth season as a coach with the Tigers organization. He served as the pitching coach with the Venezuelan Summer League Tigers during each of his first three seasons (2006-08) and with Single A Oneonta in 2009.

Cordova pitched for eight seasons at the minor league level with the New York Yankees (1996), Florida Marlins (1998-2000), Cincinnati Reds (2000-02) and Tigers (2003-04). He compiled a 44-26 record and 3.30 ERA in 234 outings during his career.



SCOTT DWYER

Connecticut Coach

Scott Dwyer returns for his second season as a coach with Single A Connecticut, his second season with the Tigers organization.

Prior to joining the Tigers organization, he spent two seasons (2008-09) as a coach with the Arizona League Rangers in Texas' system.

Dwyer's coaching career began as an assistant coach for two seasons at the University of Kansas (1991-92). He was the head coach at the College of the Redwoods in Northern California for three seasons (1993-95), before he was an assistant coach with the University of Wyoming (1996), University of Southern Mississippi (1997-99) and Lasser Junior College (2000-04). He spent three seasons as the head baseball coach at Lasser High School (2005-07).

Additionally, he served as the head coach of Great Britain's national team in 1994 through a program sponsored by Major League Baseball as the team prepared for a chance to compete in the 1996 Summer Olympics.



TIGER STADIUM FINAL FACTS

THE FINAL GAME

Date: Monday, September, 27, 1999

Score: Detroit 8, Kansas City 2

Official Attendance: 43,356 (46,302 tickets distributed)

Start Time/Temperature: 4:09 p.m./84 degrees

Starting Pitchers: Brian Moehler (DET), Jeff Suppan (KC)

Umpires: Rocky Roe (HP), Rick Reed (1B), Durwood Merrill (2B), Jim Reynolds (3B)

Final Pitch: 7:07 p.m.

FROM THE FIELD

Final Pitcher

Final Batter

Final Hit

Final Putout

Final Home Run

Final RBI

Final Stolen Base

Final Home Run over RF Roof

Final Shutout

Detroit

Todd Jones

Kimera Bartee

Robert Fick

Brad Ausmus

Robert Fick

Robert Fick

Gabe Kapler

Karim Garcia

Brian Moehler

Opponent

Jeff Montgomery (KC)

Carlos Beltran (KC)

Mike Sweeney (KC)

Mike Sweeney (KC)

Mark Quinn (KC)

Joe Randa (KC)

Homer Bush (TOR)

Jeromy Burnitz (MIL)

Wilson Alvarez (TB)



THE SEASON: Connecticut compiled a 38-37 record (.507), finishing in second place in the New York-Penn League's Stedler Division. Catcher Julio Rodriguez, first baseman James Robbins, infielder Matt Perry and outfielders Ryan Enos and P.J. Polk were selected to the league's mid-season all-star squad.

THE BATS: The Tigers finished second in the New York-Penn League with 88 stolen bases. Polk finished third in the league with 29 stolen bases. Polk batted .312 (29x93) with six doubles, a home run, seven RBI and 14 stolen bases in 25 games during July. Robbins hit .315 (29x92) with eight doubles, two triples, two home runs and 18 RBI in 26 games during July.

THE ARMS: Righthanded pitcher Clemente Mendoza finished third in the New York-Penn League with 84.0 innings pitched. Mendoza and righthanded pitcher Brennan Smith tied for the league lead with one complete game. Mendoza finished 4-1 with a 1.80 ERA (40.0IP/8ER) in six starts during August. Righthanded pitcher Wilsen Palacios was tabbed the NYPL Pitcher of the Week for August 30-September 5 after not allowing a run in 10.1 innings over his two outings.

PLAYER	AVG	G	AB	R	H	2B	3B	HR	RBI	BB	IBB	SO	SB	CS	OBP	SLG	SF	SH	HP	GAMES BY POSITION									
																				DP	1B	2B	3B	SS	OF	C	E		
Anderson, Brett	.199	45	151	12	30	8	0	2	13	11	0	42	1	2	.268	.291	2	0	4	3	0	0	0	38	0	0	23		
Ashenbrenner, Josh	.260	63	227	28	59	12	3	0	18	18	1	19	2	1	.327	.339	3	1	6	6	0	0	62	0	0	0	8		
Enos, Ryan	.265	63	238	37	63	9	3	4	31	21	0	42	16	5	.323	.378	1	6	0	9	0	0	0	0	51	0	3		
Kendrick, Tyson	.250	12	20	1	5	0	0	0	0	3	0	3	0	1	.348	.250	0	0	0	0	0	0	0	0	0	0	6	1	
Machado, Dixon	.292	7	24	4	7	1	0	0	1	3	0	5	1	2	.393	.333	0	2	1	0	0	0	0	0	7	0	2		
Mansilla, Matt	.130	17	54	5	7	0	0	2	9	3	0	21	1	0	.172	.241	1	1	0	2	0	0	0	0	15	0	0		
Nunez, Alexander	.223	68	265	29	59	14	4	2	27	14	0	76	14	6	.265	.328	2	4	2	8	0	67	0	0	0	0	10		
Perry, Matt	.259	51	174	13	45	6	0	0	19	21	1	36	2	2	.337	.293	1	2	0	3	10	0	14	0	0	0	4		
Polk, P.J.	.267	64	236	35	63	13	1	2	15	24	0	52	29	6	.343	.356	1	5	4	3	0	0	0	0	62	0	3		
Robbins, James	.251	69	259	26	65	11	3	3	37	12	1	91	2	2	.293	.351	1	0	4	3	0	0	0	0	0	0	6		
Rodriguez, Julio	.270	52	189	19	51	10	2	1	14	10	0	32	2	0	.317	.360	2	0	4	9	0	0	0	0	0	50	5		
Roof, Eric	.232	39	125	9	29	9	1	2	16	8	0	31	0	0	.283	.368	3	2	2	4	0	0	0	0	0	27	3		
Rowland, Jeff	.341	11	44	9	15	1	0	0	1	7	0	11	4	3	.442	.364	0	1	1	2	0	0	0	0	11	0	0		
Sedon, Chris	.333	6	15	2	5	1	0	1	3	3	0	5	0	0	.444	.600	0	0	0	1	0	2	0	0	0	0	0		
Smith, Les	.185	27	81	4	15	4	1	0	2	6	0	31	1	0	.239	.259	1	1	0	1	0	0	0	0	21	0	1		
Soares, Ryan	.220	38	127	14	28	5	0	1	8	5	0	23	3	2	.248	.283	1	1	0	2	0	7	0	30	0	6			
Tang, Chao-Ting	.197	42	127	15	25	3	2	0	11	7	0	15	7	5	.241	.252	2	2	1	1	0	0	0	0	39	0	0		
Taylor, Londell	.128	32	94	9	12	3	1	3	7	9	0	44	3	2	.213	.277	3	0	2	0	0	0	0	0	32	0	2		

PITCHER	W-L	ERA	G	GS	CG	SHO	SV	IP	H	R	ER	HR	HB	BB	IBB	SO	BK	WP	AVG	AB	TBF	SF	GF	HLD
Baxter, Lance	0-2	10.50	2	2	0	0	0	6.0	11	7	7	0	1	3	0	6	0	1	4.23	26	32	1	0	0
Carreno, Josue	5-6	4.76	14	14	0	0	0	64.1	64	44	34	5	4	33	0	59	0	4	.254	252	295	2	0	0
Clark, Tyler	3-1	2.05	21	0	0	0	3	44.0	39	15	10	1	2	20	0	43	1	5	.234	167	194	1	7	2
Cooper, Patrick	2-1	3.91	5	4	0	0	0	23.0	15	11	10	1	1	7	0	24	0	0	.181	83	92	1	0	0
Cruz, Antonio	0-1	2.08	9	0	0	0	0	13.0	10	5	3	0	0	6	0	12	0	1	.233	43	53	2	6	1
Ferrell, Jeff	0-0	4.26	2	0	0	0	0	6.1	7	3	3	0	1	3	0	7	0	1	.318	22	28	1	2	0
Finefrock, Sean	0-0	7.71	4	0	0	0	0	4.2	9	4	4	0	0	2	0	3	0	1	.429	21	23	0	2	0
Gagnier, Drew	1-0	2.95	19	0	0	0	0	36.2	35	17	12	2	1	24	0	38	0	4	.250	140	170	1	5	2
Guichardo, Rayni	4-5	3.86	14	14	0	0	0	63.0	70	33	27	3	0	37	0	38	1	4	.279	251	291	1	0	0
Hess, Kevan	2-0	2.87	12	0	0	0	1	15.2	16	7	5	1	0	5	0	16	0	2	.276	58	65	0	10	0
Hoch, Logan	1-1	5.64	22	0	0	0	4	30.1	30	21	19	1	3	19	1	32	0	5	.261	115	143	2	11	2
Lawson, Patrick	3-3	2.93	16	9	0	0	0	58.1	47	21	19	1	4	30	0	38	0	4	.229	205	241	2	1	2
Lebron, Ramon	1-1	8.44	7	0	0	0	1	10.2	12	11	10	1	0	10	0	20	0	0	.267	45	56	0	4	0
Little, Matt	0-0	1.50	4	0	0	0	1	6.0	6	2	1	1	0	1	0	7	0	1	.240	25	26	0	2	0
Mejia, Miguel	3-2	1.02	13	2	0	0	4	35.1	21	4	4	1	3	11	0	33	1	1	.174	121	136	0	8	0
Mendoza, Clemente	6-5	4.61	15	15	1	0	0	84.0	86	48	43	8	8	25	0	56	2	3	.261	329	368	3	0	0
Mowry, Tim	2-0	3.60	11	0	0	0	1	20.0	20	10	8	2	0	8	0	15	0	1	.260	77	87	0	6	2
Palacios, Wilsen	0-0	0.00	2	0	0	0	0	10.1	4	0	0	0	0	0	0	9	0	0	.114	35	36	0	0	0
Sanz, Luis	3-0	0.56	3	3	0	0	0	16.0	11	2	1	0	1	7	0	15	0	1	.212	52	60	0	0	0
Smith, Brennan	1-7	3.38	15	12	1	0	1	69.1	70	28	26	7	4	22	0	58	0	2	.265	264	294	2	1	0
Teufel, Shawn	0-0	3.00	2	0	0	0	0	3.0	3	1	1	0	1	2	0	6	0	0	.250	12	15	0	0	0
Torrealba, Michael	0-2	1.83	9	0	0	0	2	19.2	12	4	4	1	1	7	0	24	0	4	.182	66	76	1	4	1
Weinhardt, Robbie	1-0	2.25	3	0	0	0	0	4.0	2	1	1	0	1	2	0	5	0	0	.133	15	18	0	1	1
White, Tyler	0-0	8.00	11	0	0	0	3	9.0	10	15	8	1	1	13	0	11	1	1	.250	40	54	0	3	2

PLAYER DEVELOPMENT
AND SCOUTING



GULF COAST LEAGUE TIGERS (ROOKIE)

BASILIO CABRERA

GCL Tigers Manager

Basilio Cabrera enters his 27th season in the Tigers organization, his fourth as a manager. He played in the Tigers system for eight years (1985-92) and the 2011 season marks his 19th as a minor league coach.

Cabrera served as a coach for the Gulf Coast League Tigers in 2007, after spending the previous three seasons as a coach at Single A Oneonta (2004-06).

In 1993, Cabrera began his coaching career with Rookie level Bristol. He spent one season each with Single A Fayetteville, the Gulf Coast League Tigers and Single A Lakeland, before returning to the Gulf Coast League in 1997. After three seasons (1997-99) with the Gulf Coast League Tigers, Cabrera spent four seasons as a coach at Lakeland (2000-03).

As a player, Cabrera enjoyed three seasons (1987-89) at the minor league level in which he collected a total of 113 stolen bases, highlighted by the 1989 season, when he swiped 45 bases. He played Double A ball in each of his last three active seasons as a player and retired following the 1992 campaign.



RECORD AS A MANAGER

Year	Club	League	W	L	Pct.	Position
2008	GCL Tigers	Gulf Coast	27	31	.466	Fifth
2009	GCL Tigers	Gulf Coast	29	30	.492	Fourth
2010	GCL Tigers	Gulf Coast	30	28	.517	Third

MIKE RABELO

GCL Tigers Coach

Mike Rabelo will serve as a coach with the Gulf Coast League Tigers during the 2011 season, marking his first professional coaching assignment.

He played professionally for 10 seasons after being selected by the Tigers in the fourth round of the 2001 Major League Baseball First-Year Player Draft. Rabelo saw action at the minor league level with both the Tigers (2001-06, 2010) and Florida Marlins (2008-09).

Rabelo spent parts of three seasons at the major league level with the Tigers (2006-07) and Marlins (2008), seeing action in 86 games.



GREG SABAT

TigerTown Pitching Coordinator/GCL Tigers Pitching Coach

Greg Sabat begins his 15th season as the pitching coach with the Gulf Coast League Tigers. He added the role of TigerTown Pitching Coordinator in 2007.

Prior to joining the Tigers organization in 1997, he spent three seasons as pitching coach while serving as interim head coach during his final two seasons at St. John's University (NY).

International coaching experience is one of Sabat's strengths. In 1995, he served as pitching coach for Team USA at the Pan American Games in Argentina. He also managed three different clubs during a 12-year stretch (1982-93) in Italy, guiding the clubs to a collective five national championships.

Additionally, Sabat served as the pitching coach for Hermosillo in the Mexican Winter League during the 1988-89 season, guiding a pitching staff that included Curt Schilling.

Sabat, who is fluent in Spanish and Italian as well as English, pitched professionally for four seasons (1979-82) in Colombia and Venezuela.



LOWRY REMEMBERED WITH TIGERS MAN OF THE YEAR AWARD

The Detroit Tigers family suffered a tragic loss during the 1997 season when Jamestown Jammers manager Dwight Lowry collapsed and died suddenly at his home in Jamestown, NY, on July 10.

Shortly after Lowry's death, the Tigers renamed their annual Player Development Man of the Year Award in his honor.

Lowry, who was 39 at the time of his death, had been tabbed the club's inaugural Player Development Man of the Year in 1996 after leading the Single A Fayetteville Generals to a second-half division title and a South Atlantic League post-season berth.

Lowry was in his fourth season as a manager in the Tigers minor league system and he had also spent parts of four seasons as a player with Detroit, including the 1984 World Championship campaign. Lowry is survived by his wife Pamela and children Sesilie, Amanda and Zachary.

GULF COAST LEAGUE TIGERS (ROOKIE)



THE SEASON: The GCL Tigers compiled a 30-28 record (.517), finishing in third place in the Gulf Coast League's North Division. Righthanded pitcher Bruce Rondon was selected to the league's post-season all-star squad.

THE BATS: First baseman Juaner Aguasvivas tied for fifth in the Gulf Coast League with 19 extra-base hits. Infielder Javier Azcona batted .325 (25x77) with seven doubles, a triple, two home runs and eight RBI in 22 games during August.

THE ARMS: The GCL Tigers finished second in the Gulf Coast League with 487 strikeouts, while the club finished fourth with a 3.17 ERA. Righthanded pitcher Wilsen Palacios tied for second in the league with 61.1 innings pitched, while he finished third with 58 strikeouts and 10th with a 2.79 ERA. Palacios finished 2-1 with a 1.17 ERA (23.0IP/3ER) and 24 strikeouts in four starts during August. Righthanded pitcher Jeff Ferrell finished fourth in the league with 57 strikeouts. Ferrell tied for the league lead with two complete games and two shutouts, while Palacios tied for fifth with one complete game. Rondon led the league with 15 saves, while he finished second with 24 appearances. Righthanded pitcher Steve Crnkovich finished 4-2 with a 1.14 ERA (31.2IP/4ER) and 36 strikeouts in six outings (five starts) during July.

PLAYER	AVG	G	AB	R	H	2B	3B	HR	RBI	BB	IBB	SO	SB	CS	OBP	SLG	SF	SH	HP	GI GAMES BY POSITION									
																				DP	1B	2B	3B	SS	OF	C	E		
Aguasvivas, Juaner	.226	52	186	19	42	14	0	5	27	8	0	66	1	0	.268	.382	1	0	3	4	51	0	0	0	0	0	7		
Aird, Byron	.182	14	33	4	6	1	0	0	2	4	0	12	0	0	.270	.212	0	3	0	1	0	0	0	0	0	0	5	0	
Azcona, Javier	.256	52	176	21	45	9	4	3	14	7	0	51	9	2	.296	.403	0	3	3	3	0	13	27	13	0	0	11		
Castellanos, Nick	.333	7	24	5	8	2	0	0	3	4	0	5	0	1	.414	.417	1	0	0	1	0	0	3	0	0	0	2		
Castillo, Luis	.323	19	65	5	21	3	0	0	6	2	0	9	3	2	.343	.369	0	1	0	1	0	0	0	0	19	0	0		
Corcino, Edgar	.218	27	87	8	19	3	0	0	9	8	0	27	2	1	.284	.253	0	1	0	2	0	0	25	0	0	0	10		
Gomez, Edwin	.226	46	168	11	38	2	2	0	19	11	0	49	5	1	.273	.262	3	0	1	6	0	0	0	0	43	0	2		
Gomez, Gilbert	.243	36	107	13	26	5	1	2	8	4	0	39	1	2	.274	.364	1	3	1	1	9	0	2	0	21	0	2		
Jones, Corey	.000	3	5	0	0	0	0	0	1	0	0	1	0	0	.250	.000	1	0	2	0	0	2	0	0	0	0	0		
Leyland, Patrick	.219	41	146	10	32	3	0	0	12	6	0	17	0	1	.259	.240	3	2	3	11	0	0	0	0	0	38	5		
Machado, Dixon	.261	43	165	22	43	4	3	0	11	14	0	27	12	3	.315	.321	2	2	0	4	0	0	0	43	0	0	6		
McClendon, Bo	.179	15	39	5	7	0	0	0	3	9	0	10	1	1	.347	.179	0	0	1	1	0	0	0	0	11	0	0		
McKenna, Pat	.326	15	46	8	15	4	1	2	5	7	0	15	2	3	.415	.587	0	2	0	1	0	14	0	0	0	0	0		
Meador, James	.240	25	75	7	18	5	0	0	6	4	0	12	3	1	.321	.307	0	3	5	3	4	0	0	0	16	0	1		
Miller, Pete	.287	40	115	18	33	5	1	0	6	20	1	34	2	2	.410	.348	0	2	4	0	0	31	4	4	0	0	6		
Moreno, Alexander	.236	19	55	5	13	2	1	0	6	4	0	14	2	1	.306	.309	1	0	2	1	0	0	0	0	13	0	1		
Moya, Steven	.190	40	137	12	26	5	2	2	11	6	0	64	0	0	.229	.299	0	0	1	0	0	0	0	0	40	0	4		
Peter, Kyle	.298	16	57	8	17	4	0	0	5	5	0	11	3	2	.359	.368	1	1	1	0	0	0	0	0	7	0	0		
Pounds, Bryan	.000	2	5	0	0	0	0	0	0	1	0	0	0	0	.167	.000	0	0	0	0	0	0	1	0	0	0	0		
Purroy, Gabriel	.258	26	93	7	24	2	1	2	15	2	0	17	0	1	.281	.366	0	0	1	0	0	0	0	0	0	21	3		
Rijo, Samir	.231	15	52	4	12	3	1	0	1	5	0	16	0	1	.298	.327	0	0	0	0	0	0	0	0	14	0	0		
Smith, Les	.368	5	19	5	7	2	0	1	7	0	0	2	0	0	.350	.632	1	0	0	0	0	0	0	0	4	0	0		
Soto, Elvin	.000	1	3	0	0	0	0	0	0	1	0	0	0	0	.250	.000	0	0	0	0	1	0	0	0	0	0	0	0	

PITCHER	W-L	ERA	G	GS	CG	SHO	SV	IP	H	R	ER	HR	HB	BB	IBB	SO	BK	WP	AVG	AB	TBF	SF	GF	HLD
Burgos, Alex	0-0	1.54	8	0	0	0	1	11.2	10	5	2	1	1	3	0	15	0	1	.227	44	48	0	2	2
Celis, Fernando	2-3	2.61	19	0	0	0	1	41.1	36	15	12	4	4	5	0	33	0	0	.238	151	165	1	7	1
Crnkovich, Steve	5-3	1.58	10	8	0	0	0	45.2	26	9	8	1	4	7	0	51	1	5	.166	157	169	1	0	0
Crosby, Casey	0-1	8.76	3	3	0	0	0	12.1	21	15	12	1	0	4	0	10	0	3	.382	55	60	0	0	0
Cruz, Antonio	0-0	7.20	5	0	0	0	0	5.0	5	4	4	0	0	4	0	3	0	2	.278	18	23	1	0	1
Duffey, Jack	1-0	0.00	8	0	0	0	1	12.2	4	0	0	0	0	5	0	14	0	0	.100	40	46	0	4	1
Ferrell, Jeff	5-5	3.14	11	11	2	2	0	57.1	52	26	20	2	2	12	0	57	1	1	.242	215	233	3	0	0
Finefrock, Sean	1-1	1.69	4	0	0	0	0	5.1	3	1	1	0	0	2	1	2	0	0	.176	17	19	0	1	0
Gentzler, Dan	2-2	1.88	10	0	0	0	0	14.1	11	4	3	1	1	2	0	11	0	0	.208	53	56	0	4	2
Green, Scott	0-0	0.00	3	0	0	0	0	4.0	1	0	0	0	0	2	1	5	0	0	.071	14	16	0	0	0
Lebron, Ramon	1-0	2.28	11	2	0	0	0	27.2	16	8	7	0	3	9	0	43	1	3	.167	96	109	0	2	4
Medina, Ariel	0-0	5.40	11	1	0	0	0	18.1	13	12	11	0	2	21	0	18	0	6	.197	66	90	1	3	1
Mowry, Tim	1-1	3.86	9	0	0	0	0	11.2	8	8	5	2	2	4	0	9	2	0	.195	41	52	2	2	3
Nelson, Cole	1-0	0.59	7	1	0	0	1	15.1	11	5	1	0	0	7	0	27	0	0	.186	59	66	0	1	2
Palacios, Wilsen	4-4	2.79	11	11	1	0	0	61.1	52	20	19	1	4	11	0	58	1	8	.221	235	252	2	0	0
Polanco, Yadiel	2-0	8.79	13	0	0	0	0	14.1	23	15	14	0	1	5	0	5	0	1	.383	60	69	2	5	2
Rondon, Bruce	0-0	0.70	24	0	0	0	15	25.2	11	2	2	1	5	14	0	26	1	1	.133	83	105	0	22	0
Ryan, Kyle	2-4	4.17	12	12	0	0	0	54.0	58	30	25	2	6	13	0	46	0	3	.267	217	236	0	0	0
Todd, Jade	2-0	2.25	5	5	0	0	0	24.0	19	6	6	1	1	5	0	22	1	0	.216	88	95	0	0	0
White, Tyler	0-0	16.20	2	0	0	0	0	1.2	3	3	3	0	0	2	0	2	0	0	.375	8	10	0	0	1

PLAYER DEVELOPMENT
AND SCOUTING



DOMINICAN SUMMER LEAGUE TIGERS (ROOKIE)

RAFAEL MARTINEZ

DSL Tigers Manager

Rafael Martinez returns for his fourth season with the Dominican Summer League Tigers in 2011, his first as the club's manager. He spent the past three seasons as a coach with the club (2008-10), which marked his first professional coaching assignment.

Originally signed by the Los Angeles Dodgers as a non-drafted free agent on November 22, 1991, he played seven seasons at the minor league level with the Dodgers (1992-96), New York Mets (1997) and Boston Red Sox (1998) organizations.

Martinez most recently spent time working with younger players in Santo Domingo.



RECORD AS A MANAGER

Year	Club	League	W	L	Pct.	Position
(No previous managerial experience)						

RAMON ESPINOSA

DSL Tigers Coach

Ramon Espinosa will serve as a coach with the Dominican Summer League Tigers during the 2011 season, marking his first professional coaching assignment.

Originally signed by the Pittsburgh Pirates as a non-drafted free agent on July 12, 1990, he played seven seasons at the minor league level with the Pirates (1991-97) and New York Mets (1997). Additionally, he played three seasons in the Mexican League (2003, 2005-06).

Prior to joining the Tigers organization, Espinosa worked with young aspiring players in San Pedro de Macoris.



CARMELO JAIME

DSL Tigers Infield Coach

Carmelo Jaime will serve as the infield coach with the Dominican Summer League Tigers during the 2011 season, marking his first professional coaching assignment.

He played three seasons at the minor league level with the Tigers after being selected by Detroit in the 24th round of the 2008 Major League Baseball First-Year Player Draft.

Born in the Dominican Republic, Jaime attended Miami Dade Community College in Florida.



JOSE PARRA

DSL Tigers Pitching Coach

Jose Parra will serve as the pitching coach for the Dominican Summer League Tigers for the fourth straight season after he joined the Tigers organization in 2008.

He served as a bullpen coach for Gigantes in the Dominican Winter League following the 2007 season.

Originally signed by the Los Angeles Dodgers as a non-drafted free agent on December 7, 1989, Parra saw action in five seasons at the major league level with the Dodgers (1995), Minnesota Twins (1995), Pittsburgh Pirates (2000), Arizona Diamondbacks (2002) and New York Mets (2004). Additionally, he pitched in professional leagues in Japan, Korea, Taiwan and Mexico.



STARS AMONG STARS

Led by Al Kaline's club-record 18 All-Star Game selections, 28 Tigers have been named to three-or-more All-Star squads during their Detroit careers (two games, 1959-62).

No.	Name	Years selected	No.	Name	Years selected
18	Kaline	55-56-57-58-59 ¹ -59 ² -60 ¹ -60 ² -61 ¹ -61 ² -62 ² -63-64-65-66-67-71-74	5	York	38-41-42-43-44
11	Freehan	64-65-66-67-68-69-70-71-72-73-75	4	Colavito	61 ¹ -61 ² -62 ¹ -62 ²
8	Kuenn	53-54-55-56-57-58-59 ¹ -59 ²		Fryman	92-93-94-96
7	Bunning	57-59 ¹ -61 ¹ -61 ² -62 ¹ -62 ² -63		Horton	65-68-70-73
6	Bridges	34-35-36-37-38-40		Morris	81-84-85-86
	Gehring	33-34-35-36-37-38		Rodriguez	2004-05-06-07
	Newhouser	42-43-44-46-47-48	3	Felder	90-91-93
	Parrish	80-82-83-84-85-86		Guillen	2004-07-08
	Trammell	80-84-85-87-88-90		Hernandez	84-85-86
5	Cash	61 ¹ -61 ² -66-71-72		Lary	60 ¹ -60 ² -61 ¹
	Greenberg	37-38-39-40-45		Lolich	69-71-72
	Kell	47-48-49-50-51		McAuliffe	65-66-67
	Whitaker	83-84-84-86-87		McLain	66-68-69
				Verlander	2007-09-10
				Wertz	49-51-52

DOMINICAN SUMMER LEAGUE TIGERS (ROOKIE)



THE SEASON: The DSL Tigers finished fifth in the San Pedro de Macoris Division of the Dominican Summer League with a 20-45 record (.308). Righthanded pitcher Jose Valdez and third baseman Francisco Contreras were selected to the league's mid-season all-star squad.

THE BATS: Contreras compiled a 10-game hitting streak June 17-28, batting .429 (15x35). Infielder Samuel Ortiz batted .308 (12x39) with a double, three triples and three RBI over the course of a 10-game hitting streak August 3-19. Catcher/first baseman Reynolds Guzman batted .304 (17x56) in 18 games during August.

THE ARMS: The DSL Tigers finished second in the Dominican Summer League with 584 strikeouts. Lefthanded pitcher Darlyn Duran finished second in the league with 87 strikeouts. Valdez finished fourth in the league with 11 saves. Righthanded pitcher Brenny Paulino compiled a 1.20 ERA (15.0IP/2ER) and 20 strikeouts in four starts during August.

PLAYER	AVG	G	AB	R	H	2B	3B	HR	RBI	BB	IBB	SO	SB	CS	OBP	SLG	SF	SH	HP	GI										
																				DP	1B	2B	3B	SS	OF	C	E			
Acevedo, Sandy	.236	48	123	15	29	5	6	0	16	15	0	32	6	3	.338	.374	0	1	4	0	0	0	0	45	0	5				
Carranza, Daniel	.108	21	65	6	7	1	0	0	2	0	24	0	2	.159	.123	0	1	2	1	0	0	0	21	0	5					
Contreras, Francisco	.242	57	194	21	47	5	1	0	15	12	0	33	2	2	.288	.278	1	0	1	6	5	0	52	0	15					
Craford, Samuel	.157	57	198	27	31	5	3	1	7	36	2	86	6	6	.300	.227	1	3	5	1	0	9	0	30	0	21				
Delgado, Alwin	.204	61	240	12	49	7	0	1	18	10	0	46	0	1	.240	.246	2	3	2	7	0	13	0	34	0	18				
De Los Santos, Carlos	.261	39	115	9	30	0	2	0	11	9	1	17	8	7	.310	.296	4	1	1	2	0	30	0	1	0	8				
Felida, Franklin	.161	12	31	2	5	0	0	0	2	3	0	5	0	0	.235	.161	0	0	0	1	9	2	0	0	1	2				
Figueroa, Robinson	.212	12	33	4	7	1	0	0	4	2	0	9	0	0	.278	.242	0	1	1	1	0	0	0	11	0	2				
Guzman, Reynolds	.261	41	134	8	35	4	0	1	12	5	0	12	2	0	.313	.313	0	3	5	2	17	0	0	0	27	10				
Lara, Confesor	.198	57	197	16	39	6	1	0	12	11	1	59	9	4	.279	.239	0	0	11	5	0	0	0	49	0	5				
Leiva, Raul	.253	27	75	7	19	2	0	0	6	10	0	12	1	0	.345	.280	1	0	1	2	15	0	0	0	14	6				
Marte, Ernesto	.125	18	48	4	6	1	0	1	2	2	0	16	0	1	.222	.208	0	0	4	0	17	0	0	0	0	3				
Navia, Aldo	.193	34	88	9	17	0	1	0	3	6	0	20	4	4	.276	.216	0	1	4	1	0	0	0	31	0	6				
Olivo, Ricardo	.161	12	31	4	5	1	0	0	5	4	1	7	0	0	.289	.194	1	0	2	1	0	0	0	0	12	7				
Ortiz, Samuel	.273	45	139	18	38	6	3	0	10	15	0	24	2	0	.353	.360	0	3	2	3	1	15	14	0	2	10				
Oses, Omar	.286	18	56	4	16	1	0	0	4	4	0	8	0	0	.333	.304	0	0	0	0	1	0	0	0	17	3				
Ovalles, Victor	.107	11	28	1	3	1	0	0	0	3	0	14	0	0	.219	.143	0	0	1	1	0	0	8	0	0	2				
Romero, Javier	.207	57	193	17	40	7	3	1	11	19	0	46	2	3	.282	.290	2	0	2	5	0	0	0	53	0	3				
Santana, Arturo	.125	18	40	3	5	0	0	1	2	4	0	20	0	1	.205	.200	0	0	0	0	17	0	0	0	0	1	2			

PITCHER	W-L	ERA	G	GS	CG	SHO	SV	IP	H	R	ER	HR	HB	BB	IBB	SO	BK	WP	AVG	AB	TBF	SF	GF	HLD
Alvarado, Carlos	1-1	0.95	13	0	0	0	3	19.0	21	5	2	0	1	6	1	19	1	3	.269	78	86	0	9	1
Burgos, Cesar	1-0	5.79	10	0	0	0	0	9.1	10	6	6	0	0	5	1	10	0	1	.278	36	42	1	4	1
Calderon, Yinio	2-3	2.89	22	3	0	0	0	53.0	43	28	17	1	4	35	2	46	5	8	.223	193	240	2	3	0
Castillo, Bill	1-0	1.93	7	2	0	0	0	23.1	13	5	5	0	2	5	0	38	1	3	.163	80	89	2	0	1
De La Rosa, Edgar	2-9	4.43	20	11	0	0	2	65.0	76	47	32	2	8	25	1	64	3	7	.295	258	297	0	4	0
Del Orbe, Emmanuel	0-0	1.13	5	5	0	0	0	8.0	6	4	1	0	2	4	0	9	1	1	.200	30	37	0	0	0
Diaz, Robert	0-0	9.64	6	0	0	0	0	4.2	8	8	5	0	2	5	0	3	0	0	.333	24	31	0	2	1
Dionicio, Victor	0-0	---	1	0	0	0	0	0.0	0	2	2	0	0	3	0	0	0	0	---	0	3	0	0	0
Duran, Darlyn	3-5	2.88	24	2	0	0	0	68.2	54	26	22	1	2	17	0	87	0	2	.219	247	271	1	7	4
Hidalgo, Luis	3-7	2.81	19	12	0	0	0	67.1	72	37	21	2	10	17	0	70	1	7	.274	263	294	1	0	0
Lachapel, Walter	1-4	4.60	23	2	0	0	0	43.0	42	25	22	1	11	33	0	45	0	8	.264	159	208	0	3	1
Medina, Jorge	4-2	1.96	20	7	0	0	1	64.1	40	19	14	0	3	26	1	65	2	4	.176	227	260	0	3	4
Mejia, Henry	0-0	3.24	8	0	0	0	0	8.1	6	5	3	0	1	7	0	6	0	2	.200	30	38	0	4	0
Morillo, Gregory	0-2	26.04	12	1	0	0	0	9.1	19	30	27	3	4	24	0	6	0	17	.413	46	74	0	2	0
Paulino, Brenny	1-6	3.88	16	15	0	0	0	46.1	34	31	20	0	4	45	0	55	1	14	.205	166	223	3	0	0
Solano, Gregorio	0-2	4.61	6	3	0	0	0	13.2	13	9	7	0	3	7	0	14	0	6	.236	55	67	0	2	0
Valdez, Jose	1-1	2.18	17	0	0	0	11	20.2	11	6	5	0	2	13	1	21	0	4	.159	69	85	1	16	0

PLAYER DEVELOPMENT
AND SCOUTING



VENEZUELAN SUMMER LEAGUE TIGERS (ROOKIE)

RAFAEL GIL

VSL Tigers Manager

Rafael Gil joins the Tigers organization to serve as the manager of the Venezuelan Summer League Tigers in 2011, marking his first professional managing or coaching assignment.

Originally signed by the Boston Red Sox as a non-drafted free agent on July 22, 2003, he spent five seasons with the organization as a catcher. He saw action with Single A Lowell in the New York-Penn League during his final season in 2008.



RECORD AS A MANAGER

Year	Club	League	W	L	Pct.	Position
(No previous managerial experience)						

CARLOS BOHORQUEZ

VSL Tigers Pitching Coach

Carlos Bohorquez returns for his second season as the pitching coach with the Venezuelan Summer League Tigers in 2011, his second season with the Tigers organization. It marks his first professional coaching assignment.

Originally signed by the Cincinnati Reds as a non-drafted free agent on July 12, 1999, he spent three seasons in the organization as a third baseman before being converted to a pitcher. Bohorquez compiled a 14-19 record and 3.90 ERA in 194 games over six seasons as a pitcher in the Reds minor league system (2002-07). He pitched in Mexico during the 2008 season.



CARLOS QUINTERO

VSL Tigers Infield Coach

Carlos Quintero returns for his second season as the infield coach with the Venezuelan Summer League Tigers in 2011, his second season with the Tigers organization. It marks his first professional coaching assignment.

He most recently worked three years at Los Arcos High School as a sports instructor.

Quintero represented the Distrito Federal in many national baseball tournaments from 1979-93. Additionally, he represented Venezuela as he participated in the Youth Baseball Championships in 1978 and both the Central America and Caribbean Youth Championships in 1982.



JOSMAN ROBLES

VSL Tigers Coach

Josman Robles will serve as a coach with the Venezuelan Summer League Tigers in 2011, his sixth season with the Tigers organization. He served as the manager of the Venezuelan Summer League Tigers for five seasons (2006-10).

He spent four seasons (2002-05) as the manager of the Venezuelan Summer League Red Sox before joining the Tigers organization in 2006. Prior to joining the Red Sox, Robles worked for the Florida Marlins for five seasons (1997-2001). He first joined the Marlins as a scout in Venezuela, before managing the Venezuelan Summer League Marlins in 2001.

Robles was named the Angel Vazquez Latin American Person of the Year in 2000.

He played six seasons (1986-91) at the minor league level with the Atlanta Braves.



HITTING STREAKS BY TIGERS ROOKIES

A pair of Tigers rookies, Carlos Pena and Omar Infante, each strung together 12-game hitting streaks in 2002. They became just the ninth and 10th rookies, respectively, to post hitting streaks of 12 games-or-longer over the last 58 years for the Tigers. Glenn Wilson tops the list with a 19-game hitting streak in 1982. The complete list since 1953 follows:

Player	Streak	Date	Year
Glenn Wilson	19 games	August 13-September 5	1982
Leon Roberts	17 games	April 13-May 16	1975
Harvey Kuenn	15 games	August 29-September 9	1953
Milt Cuyler	15 games	August 30-September 15	1991
Rick Peters	14 games	August 26-September 8	1980
Harvey Kuenn	13 games	August 7-19	1953
Coot Veal	13 games	August 14-27	1958
Dan Meyer	13 games	June 27-July 9	1975
Carlos Pena	12 games	September 8-21	2002
Omar Infante	12 games	September 13-27	2002

VENEZUELAN SUMMER LEAGUE TIGERS (ROOKIE)



THE SEASON: The VSL Tigers finished with a 20-46 record (.303), eighth place in the Venezuelan Summer League.

THE BATS: Infielder/outfielder Eugenio Suarez finished fourth in the Venezuelan Summer League with 70 hits, while he tied for eighth with a .311 batting average. Infielder Erick Soto finished second in the league with 18 doubles. Catcher Gabriel Tenia tied for third in the league with six home runs. Infielder Jose Soledad batted .302 (26x86) in 23 games during June.

THE ARMS: Lefthanded pitcher Juan Espinoza compiled a 1-0 record, 1.13 ERA (24.0IP/3ER) and one save in six outings (four starts) during June. Righthanded pitcher Angel Nesbitt did not allow a run in nine straight outings May 17-June 16, tossing 10.0 scoreless innings.

PLAYER	AVG	G	AB	R	H	2B	3B	HR	RBI	BB	IBB	SO	SB	CS	OBP	SLG	SF	SH	HP	GI GAMES BY POSITION									
																				DP	1B	2B	3B	SS	OF	C	E		
Alvarado, Jesus	.222	60	198	27	44	4	0	2	14	24	0	46	6	9	.325	.273	0	6	6	5	0	0	1	0	59	0	7		
Carranza, Daniel	.252	36	115	11	29	4	0	4	18	7	0	43	3	1	.293	.391	1	2	0	2	0	0	0	0	35	0	1		
Cortez, Luis	.267	58	206	28	55	12	0	4	19	19	0	52	2	4	.342	.383	1	7	5	1	0	33	2	18	0	15			
Gomez, Oscar	.187	54	166	15	31	8	0	3	22	12	0	54	5	0	.251	.289	2	0	3	5	5	2	0	0	44	3	8		
Hoyer, Wilfredo	.225	40	120	11	27	1	0	0	7	4	0	26	1	0	.266	.233	1	1	3	3	18	0	0	0	1	20	7		
Leiva, Raul	.250	23	76	9	19	5	1	0	5	13	0	15	1	1	.380	.342	0	0	3	4	14	0	0	0	2	7	5		
Lizardo, David	.241	26	87	11	21	3	0	0	10	15	0	14	3	0	.359	.276	0	2	1	4	0	0	0	19	0	11			
Oses, Omar	.170	29	88	5	15	3	1	1	8	5	0	16	1	1	.247	.261	0	3	4	5	0	0	0	0	18	12	2		
Petit, Jesus	.259	16	58	6	15	3	0	1	3	5	0	15	1	0	.338	.362	0	2	2	0	0	0	0	1	16	0	1		
Soledad, Jose	.295	57	210	26	62	9	1	1	25	9	1	26	1	5	.344	.362	1	1	7	5	21	0	32	0	0	0	19		
Soto, Erick	.231	62	234	22	54	18	0	1	25	24	2	37	4	0	.309	.321	1	5	3	5	0	32	0	12	0	0	25		
Suarez, Eugenio	.311	61	225	32	70	12	2	1	18	23	1	44	8	6	.389	.396	2	4	7	1	0	3	8	22	30	0	12		
Tenia, Gabriel	.202	56	198	26	40	8	0	6	27	15	2	62	1	2	.284	.333	1	1	8	4	0	0	0	0	0	31	5		
Ustariz, Jesus	.281	48	171	23	48	8	0	2	18	23	0	20	1	3	.372	.363	0	0	2	3	13	0	27	0	6	1	19		

PITCHER	W-L	ERA	G	GS	CG	SHO	SV	IP	H	R	ER	HR	HB	BB	IBB	SO	BK	WP	AVG	AB	TBF	SF	GF	HLD
Belisario, Johan	1-6	7.04	14	9	0	0	2	38.1	42	36	30	5	7	24	0	28	2	5	.278	151	184	1	3	0
Briceno, Endrys	2-5	5.63	14	9	0	0	0	46.1	56	32	29	2	9	16	0	33	0	2	.303	185	211	0	2	0
Carreno, Angel	4-2	3.24	13	4	0	0	0	41.2	56	16	15	7	7	15	0	30	1	2	.339	165	188	1	1	0
Espinoza, Juan	1-3	4.03	15	9	0	0	1	51.1	68	25	23	3	3	13	1	23	5	4	.329	207	228	2	4	0
Guilarte, Julio	3-1	3.59	18	4	0	0	1	47.2	47	26	19	2	2	21	0	27	3	4	.264	178	206	1	4	3
Hernandez, Daniel	2-2	6.00	13	2	0	0	0	27.0	37	24	18	1	3	18	2	19	4	7	.343	108	134	1	5	0
Lopez, Yorfrank	2-3	4.97	14	3	0	0	0	41.2	46	26	23	5	3	16	0	24	0	1	.293	157	183	4	2	0
Mendoza, Jose	0-4	4.41	13	5	0	0	0	34.2	41	34	17	1	3	18	0	14	4	2	.287	143	168	2	2	1
Morandi, Manuel	0-3	5.35	17	1	0	0	0	35.1	40	26	21	2	3	20	4	22	1	6	.282	142	169	2	6	1
Mosquera, Yonny	1-4	4.10	20	5	0	0	1	37.1	46	26	17	0	2	26	1	24	1	7	.317	145	177	2	9	2
Nesbitt, Angel	1-2	1.34	20	1	0	0	4	33.2	26	7	5	0	1	18	4	19	1	8	.217	120	142	1	13	1
Rodriguez, Jose	1-2	4.91	15	3	0	0	1	36.2	47	28	20	1	7	10	0	17	1	5	.307	153	173	2	4	1
Rodriguez, Luis	0-1	11.25	7	0	0	0	0	8.0	6	11	10	0	2	14	1	5	1	3	.207	29	45	0	3	0
Sanchez, Jairo	1-1	4.66	6	0	0	0	1	9.2	4	5	5	0	1	6	1	6	0	3	.138	29	38	0	2	0
Tablante, Jose	1-2	3.58	15	4	0	0	0	37.2	30	29	15	0	7	24	0	33	0	9	.214	140	175	1	2	3
Vasquez, Leonel	0-3	2.88	15	3	0	0	0	34.1	22	15	11	1	3	30	2	30	2	4	.190	116	151	0	4	0

PLAYER DEVELOPMENT AND SCOUTING

TIGERS ALL-TIME MONTHLY HOME RUN LEADERS

Rudy York holds the Tigers all-time single-month home run record with 18 longballs during August of 1937. York is one of 22 players in Tigers history to hit 10-or-more home runs during a single month, a feat that has been accomplished 37 times. Marcus Thames and Miguel Cabrera both connected for 10 home runs in a single month in 2008, doing so in June and August, respectively. The following is the list of the top 10 single-month home runs totals in club history:

Rank	Pitcher	Month/Year	Home Runs
1	Rudy York	August 1937	18
2	Rudy York	August 1943	17
3	Hank Greenberg	September 1946	16
4	Hank Greenberg	July 1938	15
	Hank Greenberg	September 1940	15
6	Norm Cash	June 1961	14
7	Hank Greenberg	June 1935	12
	Hank Greenberg	September 1938	12
	Al Kaline	August 1957	12
	Willie Horton	May 1968	12

Courtesy David Vincent



TIGERS MINOR LEAGUE TRAINING STAFF

MATT RANKIN

Toledo Trainer

Matt Rankin enters his 11th season as the trainer with Triple A Toledo, his 16th with the organization. He was tabbed the International League Trainer of the Year by the Professional Baseball Athletic Trainers Society in 2010.

He joined the Tigers organization in 1996, spending that season with Single A Visalia before spending two seasons with both Single A Jamestown (1997-98) and Single A Lakeland (1999-2000).

Rankin served as the trainer for Honolulu in the Hawaii Winter League in 1997, Delaware in the Maryland Fall League in 1998 and the Peoria Saguaros in the Arizona Fall League in 2007.

He earned a bachelor's degree in community health and a master's degree in athletic training from Ohio University.



CHRIS MCDONALD


Erie Trainer

In his 11th season as a trainer with the Tigers organization, Chris McDonald will return to Double A Erie as the trainer for the sixth straight season in 2011.

He interned in athletic training with the Tigers during spring training in 2000. He served as the trainer with the Gulf Coast League Tigers (2001), Single A Oneonta (2002) and Single A Lakeland (2003-05).

He graduated from Bowling Green State University in 2000 with a bachelor's of science in education after majoring in sport management with an emphasis in athletic training. He is a certified athletic trainer.

A native of Troy, MI, he worked as a home clubhouse attendant and bat boy for the Tigers from 1994-99.



COREY TREMBLE

Lakeland Trainer

Corey Tremble returns for his fourth season as a trainer with the Tigers organization, his first with Single A Lakeland. Additionally, he served as a trainer with Surprise in the Arizona Fall League in 2010.

He served as the trainer for the Gulf Coast League Tigers during the 2008 season and Single A West Michigan during both the 2009 and 2010 seasons. Additionally, Tremble served as the interim minor league medical coordinator for three months following the 2008 season until Dustin Campbell was named to the position in December.

Tremble interned as a trainer at the minor league level with the Tigers in both 2005 and 2006.

He was the head athletic trainer as a graduate assistant with the University of South Florida baseball team from the fall of 2006 through the spring of 2008. Tremble received his bachelor's degree in athletic training from Florida Southern College in 2005, while he earned a master's degree in exercise science from the University of South Florida in 2008.

Tremble is a certified athletic trainer, licensed athletic trainer in the state of Florida and a certified strength and conditioning specialist through the National Strength and Conditioning Association.

He was the recipient of the Dr. Clarence Livingood Memorial Scholarship from the Professional Baseball Athletic Trainers Society in 2006 and he has been the Florida representative for the National Athletic Trainers Association Young Professionals Committee since 2007.



T.J. SAUNDERS

West Michigan Trainer

T.J. Saunders returns for his third season as a trainer with the Tigers organization in 2011, his first with Single A West Michigan.

He served as the trainer with the Gulf Coast League Tigers in 2009 and Single A Connecticut in 2010.

Prior to joining the Tigers organization, he served as a trainer with the Canton Coyotes in the independent Frontier League (2002), as a staff athletic trainer at the Appalachian Therapy Center in Knoxville, TN (2003-07) and as a graduate assistant athletic trainer at the University of Tennessee (2007-09).

Saunders received a bachelor's degree in sports medicine from Florida State University in 2001, while he earned a master's degree in exercise physiology from the University of Tennessee in 2009.

He is a certified athletic trainer and strength and conditioning specialist, while he has been a member of NATA since 2001 and NSCA since 2004. He is a member of the Southeast Athletic Trainers Association and Tennessee Athletic Trainers Society.



CENTERING ON FRUSTRATION

Of the 1,778 home runs hit at Comerica Park in its first 11 seasons, just 44 have cleared the center field wall. The eight-foot, six-inch center field wall runs from left-center field to the out-of-town scoreboard right below Comerica Park's giant water feature.

Of the 44 home runs, 22 have been hit by a Tigers player. Billy McMillon became the first Tigers player to accomplish the feat in the first inning off Boston's Rolando Arrojo on September 16, 2000.



T.J. OBERGEFELL

Connecticut Trainer

T.J. Obergefell returns for his third season with the Tigers organization in 2011, his first as a trainer with Single A Connecticut. He spent the 2009 season as the trainer with Single A Oneonta and the 2010 season as the trainer with the Gulf Coast League Tigers.

He served as a student athletic trainer at the State University of New York at Brockport (2005-07) and as a graduate assistant athletic trainer at Georgia State University (2007-09). Additionally, he served as a training intern with the Tigers in March of 2008 and with the Atlanta Braves in June of 2008.

Obergefell received a bachelor's degree in physical education with a concentration in athletic training from State University of New York at Brockport in 2007, while he earned a master's degree in sports medicine from Georgia State University in 2009.

He is a certified athletic trainer and a certified member of the National Athletic Trainers Association.



JASON SCHWARTZMAN

GCL Tigers Trainer

Jason Schwartzman joins the Tigers organization in 2011 to serve as the trainer with the Gulf Coast League Tigers.

Prior to joining the Tigers organization, he spent two years as an intern assistant athletic trainer at Florida Gulf Coast University.

Schwartzman received his bachelor's degree in athletic training from Nova Southeastern University in May of 2009. He is currently pursuing a master's degree in health science, with a concentration in sports medicine, from Nova Southeastern University and he plans to graduate in May of 2012.

He is currently a member of the National Athletic Trainers Association, the Southeastern Athletic Trainers Association and the Athletic Trainers Association of Florida.



LUIS REYES

DSL Tigers Trainer

Luis Reyes returns for his third season as the trainer for the Dominican Summer League Tigers in 2011.

Prior to joining the Tigers organization, Reyes spent six seasons as a trainer in the Boston Red Sox organization and three seasons as a trainer in the Florida Marlins organization.

Reyes pitched professionally in the Oakland Athletics and Marlins systems during his career. He is the brother of former major league pitcher Al Reyes.



RAFAEL SUERO

DSL Tigers Strength and Conditioning Coach

Rafael Suero returns for his sixth season as the strength and conditioning coach for the Dominican Summer League Tigers in 2011.



LUIS RODRIGUEZ

VSL Tigers Trainer

Luis Rodriguez returns for his sixth season as the trainer for the Venezuelan Summer League Tigers in 2011.

Prior to joining the Tigers organization, he spent the previous four seasons (2002-05) as the trainer for the Venezuelan Summer League Red Sox.

Prior to joining the Red Sox in 2002, Rodriguez served as the trainer for the Venezuelan Summer League Marlins for three seasons (1999-2001).



PLAYER DEVELOPMENT
AND SCOUTING

OPENING DAY BLANKINGS

The Tigers have shut out their opposition eight times on Opening Day in franchise history:

Date	Opponent	Score
April 11, 1907	vs. Cleveland	2-0
April 14, 1909	vs. Chicago White Sox	2-0
April 12, 1916	at Chicago White Sox	4-0
April 14, 1936	at Cleveland	3-0
April 15, 1947	at St. Louis	7-0
April 13, 1954	vs. Baltimore	3-0
April 6, 1970	at Washington	5-0
April 5, 2004	at Toronto	7-0



TIGERS SCOUTING DIRECTORY

MAJOR LEAGUE SCOUTING



Scott Reid
Vice President,
Player Personnel



Eddie Bane
Major League
Scout



Jim Olander
Major League
Scout



Mike Russell
Major League
Scout



Bruce Tanner
Major League
Scout



Jeff Wetherby
Major League
Scout

AMATEUR SCOUTING



David Chadd
Vice President, Amateur Scouting/
Special Assistant to the GM



Scott Pleis
Director,
Amateur Scouting



James Orr
Assistant Director,
Amateur Scouting



Cheryl Evans
Director, Minor League &
Scouting Administration

CROSSCHECKERS



Murray Cook
Regional
Crosschecker - East



Ray Crone
National
Crosschecker



Tim Hallgren
National
Crosschecker



Mike Hankins
Regional
Crosschecker - Midwest



Tim McWilliam
Regional
Crosschecker - West



Tom Osowski
Regional
Crosschecker - Central

TIGERS HITTING A GRAND SLAM FOR FIRST MAJOR LEAGUE HOME RUN

Brennan Boesch became the 11th player in Tigers history to hit a grand slam for his first major league home run. The following is a list of all 11 players to accomplish the feat:

Player	Date	Opponent
Donie Bush	May 17, 1910	at Boston
Eddie Onslow	August 22, 1912	at Washington
Bob Jones	August 29, 1919	at St. Louis
Frank Croucher	June 10, 1939	vs. Washington
Al Unser	May 31, 1944	vs. New York Yankees
Zeb Eaton	July 15, 1945	at New York Yankees
Saul Rogovin	July 23, 1950	at New York Yankees
Rick Peters	May 27, 1980	at New York Yankees
Milt Cuyler	May 19, 1991	vs. Minnesota
Cody Ross	September 2, 2003	vs. Cleveland
Brennan Boesch	April 30, 2010	vs. Los Angeles Angels of Anaheim

Courtesy David Vincent



AREA SCOUTS



Bryson Barber
AL, LA, MS,
FL Panhandle



Grant Brittain
NC, SC



Bill Buck
VA, DC, MD, DE,
NJ, PA, WV



Rolando Casanova
South FL,
Puerto Rico



Scott Cerny
Northern CA,
Northern NV




Tim Grieve
TX



Garrett Guest
MI, MN, New England, NY,
Northern IN, Northern OH, WI



Phil Huttman
Southern CA, HI



Ryan Johnson
WA, OR, ID,
WY, MT, AK



Marty Miller
IA, IL, MO, ND, SD



Steve Pack
Southern CA,
Southern NV



Brian Reid
AZ, CO, NM, UT



Jim Rough
Central FL, GA



Chris Wimmer
OK, AR, KS, NE



Harold Zonder
Southern IN, KY,
Southern OH, TN

PART-TIME SCOUTS



Vache Bahadurian
NY



Vaughn Calloway
Detroit



German Geigel
Puerto Rico



Rowland George
DE, NJ



Pete Leahy
PA, NJ



Mark Monahan
MI



Clyde Weir
MI

PLAYER DEVELOPMENT
AND SCOUTING



TIGERS SCOUTING DIRECTORY

INTERNATIONAL SCOUTING



Tom Moore
Director, International
Operations



Miguel Garcia
Director, Latin
American Scouting



Kevin Hooker
Coordinator,
Pacific Rim



Giovanni Hernandez
Scouting Assistant,
International Operations

LATIN AMERICAN SCOUTING



Ramon Perez
Director, Dominican
Republic Operations



Pedro Chavez
Venezuela
Scouting Supervisor



Oliver Arias
Coordinator,
Dominican Academy



Joel Aguero
Administrative Assistant,
Dominican Academy



Oscar Garcia
Venezuela
Academy Administrator



Jesus Mendoza
Venezuela



Aldo Perez
Dominican
Republic



Alejandro Rodriguez
Venezuela



Miguel Rodriguez
Dominican
Republic



Carlos Santana
Dominican
Republic



Ramon Webster
Panama

PACIFIC RIM SCOUTING



Yoko Higuchi
Japan



Allen Lin
Taiwan



Glenn Williams
Australia



Steve Yoo
South Korea

ROBERTO CLEMENTE AWARD

Since 1971, Major League Baseball has annually presented an award that recognizes a player who best exemplifies the game of baseball through sportsmanship, community involvement and positive contributions to his team.

In 1973, following the tragic death of Roberto Clemente, the award was named to honor the man whose spirit and goodwill will always be remembered. The 12-time All-Star and Hall of Famer was killed in a plane crash in 1972 delivering food and medical supplies to earthquake victims of Nicaragua. The award recognizes those individuals who truly understand the value of helping others.

A panel of baseball dignitaries, including Vera Clemente and Commissioner Allan H. (Bud) Selig, annually selects the winner from a list of 30 candidates, one from each Major League Baseball Club. These local winners are announced in September during Roberto Clemente Day. The winner of the national Roberto Clemente Award is announced during a pre-game ceremony at the World Series. Past winners include Jamie Moyer, Jim Thome, Curt Schilling, Al Leiter, Tony Gwynn, Willie Mays, Ozzie Smith, and Cal Ripken, Jr.

2010 FIRST-YEAR PLAYER DRAFT



#	Name	Pos.	Ht.	Wt.	B/T	Residence	School
1	No Selection -- to the Houston Astros for the signing of Type A Free Agent RHP Jose Valverde						
#*1	Nick Castellanos	3B	6-4	210	R/R	Davie, FL	Archbishop McCarthy HS (FL)
^*1	Chance Ruffin	RHP	6-1	185	R/R	Austin, TX	University of Texas
*2	Drew Smyly	LHP	6-3	190	L/L	Maumelle, AR	University of Arkansas
*3	Rob Brantly	C	6-2	205	L/R	Murrieta, CA	University of California-Riverside
4	Cole Green	RHP	6-1	210	R/R	Coppell, TX	University of Texas
*5	Alex Burgos	LHP	5-11	192	L/L	Kissimmee, FL	State College of Florida
*6	Bryan Holaday	C	6-0	205	R/R	Dallas, TX	Texas Christian University
*7	Corey Jones	2B	6-0	202	L/R	Camarillo, CA	Cal State Fullerton
*8	Patrick Leyland	C	6-2	200	R/R	Pittsburgh, PA	Bishop Canevin HS (PA)
*9	Tony Plagman	1B	6-2	220	L/L	Alpharetta, GA	Georgia Tech University
*10	Cole Nelson	LHP	6-7	233	L/L	North Fort Myers, FL	Auburn University
11	Brian Dupra	RHP	6-3	200	R/R	Rochester, NY	University of Notre Dame
*12	Kyle Ryan	LHP	6-5	193	L/L	Auburndale, FL	Auburndale Senior HS (FL)
*13	P.J. Polk	OF	5-10	170	R/R	Murfreesboro, TN	University of Tennessee
*14	Patrick Cooper	RHP	6-3	213	R/R	Danville, KY	Bradley University
15	Collin Kuhn	OF	6-0	190	R/R	Fayetteville, AR	University of Arkansas
*16	Jordan Pratt	RHP	6-3	215	R/R	Harrison, AR	University of Arkansas
*17	Drew Gagnier	RHP	6-4	225	R/R	Santa Cruz, CA	University of Oregon
*18	Josh Ashenbrenner	3B	6-0	190	L/R	Kirkland, WA	Lewis & Clark State College
*19	Jeff Rowland	OF	5-10	190	L/L	Martinez, GA	Georgia Tech University
*20	Tyler White	RHP	6-3	205	R/R	Brandon, MS	University of Alabama
*21	James Meador	OF	6-0	200	R/R	Ramona, CA	University of San Diego
22	Jake Hernandez	C	6-1	210	R/R	Rancho Cucamonga, CA	Los Osos HS (CA)
23	Dominic Ficociello	3B	6-2	175	S/R	Fullerton, CA	Fullerton HS (CA)
*24	Tyler Clark	RHP	6-2	201	S/R	Marshfield, MO	University of Missouri
*25	Shawn Teufel	LHP	6-3	215	L/L	Palm Beach Gardens, FL	Liberty University
*26	Jeff Ferrell	RHP	6-3	191	R/R	Wilmington, NC	Pitt Community College
*27	Les Smith	OF	6-1	190	L/R	Dyersburg, TN	St. Louis Community College
*28	Jack Duffey	LHP	6-2	190	L/L	Franklin, GA	The Heritage School (GA)
29	Christopher Joyce	LHP	6-0	195	L/L	Goleta, CA	Central Arizona College
*30	Logan Hoch	LHP	6-2	185	L/L	Wichita, KS	Wichita State University
*31	Matt Little	RHP	5-11	180	R/R	Virginia Beach, VA	University of Kentucky
*32	Clay Jones	1B	6-3	220	R/R	Brent, AL	University of Alabama
*33	Brennan Smith	RHP	6-3	200	R/R	Sandusky, OH	Bowling Green State University
34	Nolan Sanburn	OF	6-0	175	R/R	Kokomo, IN	Kokomo HS (IN)
35	Cody Hall	RHP	6-4	230	R/R	Greenwell Spring, LA	Southern University A&M
*36	Ryan Soares	SS	6-1	195	R/R	Harwich, MA	George Mason University
37	Carlos Lopez	1B	6-1	210	L/R	Northridge, CA	Cal State Fullerton
38	Jake Dziubczynski	LHP	6-0	180	L/L	Chandler, AZ	Central Arizona College
*39	Bo McClendon	OF	5-10	215	R/R	Chesterton, IN	Valparaiso University
*40	Pete Miller	SS	5-11	200	R/R	Chicago, IL	Trinity International University
*41	Matt Perry	3B	6-2	182	L/R	Sudberry, MA	College of the Holy Cross
42	Kevin Grant	OF	6-0	175	R/R	Omaha, NE	Millard West HS (NE)
43	Blake Bell	RHP	6-5	212	R/R	Wichita, KS	Bishop Carroll HS (KS)
44	Ricky Knapp	RHP	6-0	185	R/R	Port Charlotte, FL	Port Charlotte HS (FL)
45	Jacob Morton	C	6-2	175	R/R	Jenison, MI	Hudsonville HS (MI)
46	Ben Verlander	RHP	6-3	170	R/R	Maidens, VA	Goochland HS (VA)
47	Christopher Triplett	SS	5-10	180	R/R	Fayetteville, GA	Sandy Creek HS (GA)
48	Tyler Marincov	OF	6-2	190	R/R	Orlando, FL	Timbercreek HS (FL)
*49	Tyson Kendrick	C	6-1	195	R/R	Arkansas City, KS	Tabor College
50	Jake Ross	LHP	6-8	190	L/L	Salisbury, MD	Wor-Wic Community College

* - Players who signed with the Tigers

- Compensation selection for the Houston Astros signing Type B Free Agent RHP Brandon Lyon

^ - Compensation selection for the Los Angeles Angels of Anaheim signing Type B Free Agent RHP Fernando Rodney

PLAYER DEVELOPMENT
AND SCOUTING



TIGERS MINOR LEAGUE PLAYERS

ACEVEDO, SANDY MARTIN

OUTFIELDER

HEIGHT: 6-0 BATS: L BORN: December 25, 1992 - Caballero de Cotui, DR
 WEIGHT: 170 THROWS: L RESIDENCE: Cotui, DR
 RECOMMENDED/SIGNED BY: Aldo Perez/Carlos Santana/Ramon Perez (Tigers)
 HOW OBTAINED: Signed by the Tigers as a non-drafted free agent on January 5, 2010.

Year	Club	AVG	G	AB	R	H	TB	2B	3B	HR	RBI	SH	SF	HB	BB	SO	SB	CS	OBP	SLG	E
2010	DSL Tigers	.236	48	123	15	29	46	5	6	0	16	1	0	4	15	32	6	3	.338	.374	5

ACOSTA, ALBIN ANTONIO

RIGHTHANDED PITCHER

HEIGHT: 6-2 BATS: R BORN: June 12, 1990 - Bayaguana, DR
 WEIGHT: 170 THROWS: R RESIDENCE: Santo Domingo, DR
 RECOMMENDED/SIGNED BY: Carlos Santana/Ramon Perez (Tigers)
 HOW OBTAINED: Signed by the Tigers as a non-drafted free agent on May 27, 2008.

Year	Club	W-L	ERA	G	GS	CG	SHO	SV	IP	H	AB	R	ER	HR	HB	BB	SO	WP	BK	AVG
2008	DSL Tigers	1-3	5.45	10	6	0	0	0	33.0	36	131	30	20	2	6	13	31	9	2	.275
2009	DSL Tigers	4-3	5.46	17	0	0	0	0	29.2	29	118	25	18	1	6	26	30	10	0	.246
2010	DSL Tigers	0-3	9.93	15	2	0	0	0	22.2	36	101	28	25	0	3	21	26	11	0	.356
MINOR LEAGUE TOTALS		5-9	6.64	42	8	0	0	0	85.1	101	350	83	63	3	15	60	87	30	2	.289

AGUASVIVAS, JUANER ALEXANDER

FIRST BASEMAN

HEIGHT: 6-3 BATS: R BORN: September 15, 1989 - Bani, DR
 WEIGHT: 226 THROWS: R RESIDENCE: Bani, DR
 RECOMMENDED/SIGNED BY: Claudio Brito/Ramon Perez (Tigers)
 HOW OBTAINED: Signed by the Tigers as a non-drafted free agent on January 4, 2007.

CAREER HIGHLIGHTS:

2010: Led the Gulf Coast League with 66 strikeouts, while he tied for fifth with 19 extra-base hits...topped all league first basemen with 418 total chances and 387 putouts.
2009: Tabbed the Dominican Summer League Tigers Player of the Year...led the Dominican Summer League with 12 home runs, while he tied for the lead with 57 RBI and finished second with a home run once every 21.42 at-bats...selected to the league's mid-season all-star squad... hit .330 (33x100) with four doubles, seven home runs and 29 RBI in 26 games during June...led the league with seven home runs during June, while he finished second with 29 RBI and tied for third with 58 total bases.
2008: Tied for third in the Dominican Summer League with three home runs during August.
2007: Fourth in the Dominican Summer League with 75 strikeouts...tied for fifth in the league with 14 RBI during August.

Year	Club	AVG	G	AB	R	H	TB	2B	3B	HR	RBI	SH	SF	HB	BB	SO	SB	CS	OBP	SLG	E
2007	DSL Tigers	.224	60	214	34	48	59	5	0	2	34	3	3	4	27	75	2	1	.319	.276	7
2008	DSL Tigers	.254	53	197	31	50	76	8	0	6	19	0	1	7	19	66	0	0	.339	.386	12
2009	DSL Tigers	.257	67	257	36	66	111	9	0	12	57	0	2	5	22	64	1	2	.325	.432	4
2010	GCL Tigers	.226	52	186	19	42	71	14	0	5	27	0	1	3	8	66	1	0	.268	.382	7
	Lakeland	.125	4	16	0	2	2	0	0	0	1	0	0	0	1	6	0	0	.176	.125	1
MINOR LEAGUE TOTALS		.239	236	870	120	208	319	36	0	25	138	3	7	19	77	277	4	3	.312	.367	31

AIRD, BYRON ALEXANDER

CATCHER

HEIGHT: 5-11 BATS: R BORN: May 8, 1991 - New South Wales, Australia
 WEIGHT: 175 THROWS: R RESIDENCE: New South Wales, Australia
 RECOMMENDED/SIGNED BY: Kevin Hooker (Tigers)

SCHOOL: Gilroy Catholic College

HOW OBTAINED: Signed by the Tigers as a non-drafted free agent on January 4, 2009.

CAREER HIGHLIGHTS:

2010: Saw action in 11 games with Canberra in the Australian Winter League following the season, batting .172 (5x29).

Year	Club	AVG	G	AB	R	H	TB	2B	3B	HR	RBI	SH	SF	HB	BB	SO	SB	CS	OBP	SLG	E
2009	ASL Tigers	.311	22	61	9	19	24	5	0	0	8	0	0	2	12	11	1	0	.393	.440	7
2010	GCL Tigers	.182	14	33	4	6	7	1	0	0	2	3	0	0	4	12	0	0	.270	.212	0
MINOR LEAGUE TOTALS		.266	36	94	13	25	31	6	0	0	10	3	0	2	16	23	1	0	.384	.330	7

ALVARADO, CARLOS EDUARDO

RIGHTHANDED PITCHER

HEIGHT: 6-4 BATS: R BORN: October 22, 1989 - Carabobo, VZ
 WEIGHT: 175 THROWS: R RESIDENCE: Carabobo, VZ
 RECOMMENDED/SIGNED BY: German Robles (Tigers)

SCHOOL: U.E. Cabriales

HOW OBTAINED: Signed by the Tigers as a non-drafted free agent on May 5, 2009.

Year	Club	W-L	ERA	G	GS	CG	SHO	SV	IP	H	AB	R	ER	HR	HB	BB	SO	WP	BK	AVG
2009	VSL Tigers	0-2	6.47	15	1	0	0	1	32.0	48	141	33	23	3	3	11	17	4	0	.340
2010	DSL Tigers	1-1	0.95	13	0	0	0	3	19.0	21	78	5	2	0	1	6	19	3	1	.269
MINOR LEAGUE TOTALS		1-3	4.41	28	1	0	0	4	51.0	69	219	38	25	3	4	17	36	7	1	.315

TIGERS MINOR LEAGUE PLAYERS



ALVARADO, JESUS ALEXANDER

OUTFIELDER

HEIGHT: 6-1 **BATS:** R **BORN:** November 25, 1991 - Valencia, VZ
WEIGHT: 160 **THROWS:** R **RESIDENCE:** Valencia, VZ
RECOMMENDED/SIGNED BY: German Robles (Tigers)
SCHOOL: U.E. Manuel Antonio Malpica
HOW OBTAINED: Signed by the Tigers as a non-drafted free agent on September 18, 2008.

CAREER HIGHLIGHTS:

2010: Topped all Venezuelan Summer League outfielders with 181 total chances, 19 assists and eight double plays.
2009: Third in the Venezuelan Summer League with 58 strikeouts, while he tied for fifth with 65 games...tied for the lead among all league outfielders with two double plays.

Year	Club	AVG	G	AB	R	H	TB	2B	3B	HR	RBI	SH	SF	HB	BB	SO	SB	CS	OBP	SLG	E
2009	VSL Tigers	.249	65	237	30	59	74	8	2	1	21	2	1	5	17	58	9	3	.312	.312	8
2010	VSL Tigers	.222	60	198	27	44	54	4	0	2	14	6	0	6	24	46	6	9	.325	.273	7
MINOR LEAGUE TOTALS		.237	125	435	57	103	128	12	2	3	35	8	1	11	41	104	15	12	.318	.294	15

ALVINO, WILLIAM (BILLY)

CATCHER

HEIGHT: 5-11 **BATS:** R **BORN:** September 2, 1987 - Stony Brook, NY
WEIGHT: 200 **THROWS:** R **RESIDENCE:** Holtsville, NY
RECOMMENDED/SIGNED BY: Grant Brittain (Tigers)
SCHOOL: High Point University (NC)
HOW OBTAINED: Signed by the Tigers as a non-drafted free agent on June 26, 2009.

CAREER HIGHLIGHTS:

2009: Earned All-Big South Conference honors as a senior at High Point University after hitting .400 (84x210) with 29 runs scored, 18 doubles, a triple, three home runs and 47 RBI in 53 games.

Year	Club	AVG	G	AB	R	H	TB	2B	3B	HR	RBI	SH	SF	HB	BB	SO	SB	CS	OBP	SLG	E
2009	GCL Tigers	.176	12	34	4	6	6	0	0	0	2	1	1	3	3	3	0	0	.293	.176	0
	Lakeland	.268	13	41	8	11	13	2	0	0	3	0	0	2	2	7	0	0	.333	.317	0
2010	West Michigan	.262	30	84	8	22	25	3	0	0	1	2	0	4	15	6	1	0	.398	.298	0
	Lakeland	.161	11	31	2	5	5	0	0	0	1	1	0	1	2	2	1	0	.235	.161	0
MINOR LEAGUE TOTALS		.232	66	190	22	44	49	5	0	0	7	4	1	10	22	18	2	0	.341	.258	0

ANDERSON, BRETT GEORGE

SHORTSTOP

HEIGHT: 6-3 **BATS:** R **BORN:** September 3, 1990 - Bristol, CT
WEIGHT: 197 **THROWS:** R **RESIDENCE:** Bristol, CT
RECOMMENDED/SIGNED BY: Garrett Guest (Tigers)
SCHOOL: Bristol Eastern School (CT)
HOW OBTAINED: Selected by the Tigers in the 12th round of the June 2008 draft.

Year	Club	AVG	G	AB	R	H	TB	2B	3B	HR	RBI	SH	SF	HB	BB	SO	SB	CS	OBP	SLG	E
2008	GCL Tigers	.178	39	118	7	21	24	3	0	0	6	0	0	1	3	32	0	2	.205	.203	18
2009	GCL Tigers	.216	30	102	9	22	26	1	0	1	7	0	2	2	5	25	1	2	.261	.255	6
2010	Connecticut	.199	45	151	12	30	44	8	0	2	13	0	2	4	11	42	1	2	.268	.291	23
MINOR LEAGUE TOTALS		.197	114	371	28	73	94	12	0	3	26	0	4	7	19	99	2	6	.247	.253	47

ASHENBRENNER, JOSHUA TYLER (JOSH)

THIRD BASEMAN

HEIGHT: 6-0 **BATS:** L **BORN:** August 29, 1987 - Seattle, WA
WEIGHT: 190 **THROWS:** R **RESIDENCE:** Kirkland, WA
RECOMMENDED/SIGNED BY: Ryan Johnson (Tigers)
SCHOOL: Lewis & Clark State College (WA)
HOW OBTAINED: Selected by the Tigers in the 18th round of the June 2010 draft.

CAREER HIGHLIGHTS:

2010: Fanned once every 13.42 plate appearances, the second-toughest batter to strike out in the New York-Penn League...hit .343 (61x178) with 52 runs scored, 15 doubles, 10 home runs and 51 RBI in 48 games as a senior at Lewis & Clark State College...earned First-Team All-NAIA Gold Glove honors at third base.

2009: Batted .435 (77x177) with 53 runs scored, 11 doubles, a triple, four home runs and 44 RBI in 49 games during his junior season at Lewis & Clark State College.

2008: Hit .357 (74x207) with 49 runs scored, 13 doubles, a triple, home run and 41 RBI in 62 games during his sophomore season at Lewis & Clark State College...saw action in the Northwoods League during the summer, winning a gold glove at shortstop.

Year	Club	AVG	G	AB	R	H	TB	2B	3B	HR	RBI	SH	SF	HB	BB	SO	SB	CS	OBP	SLG	E
2010	Connecticut	.260	63	227	28	59	77	12	3	0	18	1	3	6	18	19	2	1	.327	.339	8

PLAYER DEVELOPMENT
AND SCOUTING



TIGERS MINOR LEAGUE PLAYERS

AYBAR, PEDRO LUIS

RIGHTHANDED PITCHER

HEIGHT: 6-2 BATS: R BORN: November 21, 1991 - Bani, DR
 WEIGHT: 195 THROWS: R RESIDENCE: Bani, DR
 RECOMMENDED/SIGNED BY: Carlos Santana/Ramon Perez/Miguel Garcia (Tigers)
 HOW OBTAINED: Signed by the Tigers as a non-drafted free agent on September 28, 2010.

Year	Club	W-L	ERA	G	GS	CG	SHO	SV	IP	H	AB	R	ER	HR	HB	BB	SO	WP	BK	AVG
(2011 will be first professional season)																				

AZCONA, JAVIER ANTONIO

SHORTSTOP

HEIGHT: 6-1 BATS: R BORN: September 28, 1991 - Cotui, DR
 WEIGHT: 188 THROWS: R RESIDENCE: Cotui, DR
 RECOMMENDED/SIGNED BY: Miguel Rodriguez/Ramon Perez/Miguel Garcia (Tigers)
 HOW OBTAINED: Signed by the Tigers as a non-drafted free agent on July 2, 2008.

Year	Club	AVG	G	AB	R	H	TB	2B	3B	HR	RBI	SH	SF	HB	BB	SO	SB	CS	OBP	SLG	E
2009	DSL Tigers	.249	63	221	46	55	88	11	5	4	35	0	5	4	33	54	8	5	.350	.398	23
2010	GCL Tigers	.256	52	176	21	45	71	9	4	3	14	3	0	3	7	51	9	2	.296	.403	11
MINOR LEAGUE TOTALS		.252	115	397	67	100	159	20	9	7	49	3	5	7	40	105	17	7	.327	.401	34

BARFIELD, JEFF WILLIS

RIGHTHANDED PITCHER

HEIGHT: 6-0 BATS: R BORN: February 11, 1988 - Macon, GA
 WEIGHT: 205 THROWS: R RESIDENCE: Perry, GA
 RECOMMENDED/SIGNED BY: Jim Rough (Tigers)
 SCHOOL: University of Florida
 HOW OBTAINED: Signed by the Tigers as a non-drafted free agent on June 28, 2010.

CAREER HIGHLIGHTS:

2010: Finished 4-0 with a 3.38 ERA (37.1IP/14ER) in 25 outings (one start) as a senior at the University of Florida.

2009: Compiled a 2-1 record and 4.50 ERA (46.0IP/23ER) in 16 appearances (seven starts) as a junior at the University of Florida.

Year	Club	W-L	ERA	G	GS	CG	SHO	SV	IP	H	AB	R	ER	HR	HB	BB	SO	WP	BK	AVG
2010	GCL Tigers	1-4	5.30	10	4	0	0	0	35.2	39	137	21	21	2	1	3	30	3	1	.285
	Lakeland	1-2	6.08	3	3	0	0	0	13.1	10	50	10	9	1	0	9	5	0	0	.200
MINOR LEAGUE TOTALS		2-6	5.51	13	7	0	0	0	49.0	49	187	31	30	3	1	12	35	3	1	.262

BAXTER, LANCE MCCOY

LEFTHANDED PITCHER

HEIGHT: 6-1 BATS: L BORN: September 8, 1987 - Mobile, AL
 WEIGHT: 193 THROWS: L RESIDENCE: Silverhill, AL
 RECOMMENDED/SIGNED BY: Bryson Barber (Tigers)
 SCHOOL: University of South Alabama
 HOW OBTAINED: Signed by the Tigers as a non-drafted free agent on June 14, 2010.

CAREER HIGHLIGHTS:

2010: Finished 6-4 with a 4.81 ERA (88.0IP/47ER) and five saves in 21 outings (12 starts) as a senior at the University of South Alabama.

2009: Appeared in 21 games (seven starts) during his junior season at the University of South Alabama, compiling a 3-3 record, 3.74 ERA (67.1IP/28ER) and six saves.

2008: Posted a 4-5 record and 6.42 ERA (68.2IP/49ER) in 19 games (nine starts) during his sophomore season at the University of South Alabama...saw action with Staunton in the Valley Baseball League during the summer, going 6-0 with a 1.26 ERA (50.0IP/7ER) and 53 strikeouts in eight outings.

2007: Compiled a 4-3 record and 4.84 ERA (61.1IP/33ER) in 14 outings (eight starts) as a freshman at the University of South Alabama.

Year	Club	W-L	ERA	G	GS	CG	SHO	SV	IP	H	AB	R	ER	HR	HB	BB	SO	WP	BK	AVG
2010	Connecticut	0-2	10.50	2	2	0	0	0	6.0	11	26	7	7	0	1	3	6	1	0	.423

BELISARIO, JOHAN JOSE

RIGHTHANDED PITCHER

HEIGHT: 5-11 BATS: R BORN: August 13, 1993 - Bolivar, VZ
 WEIGHT: 150 THROWS: R RESIDENCE: Bolivar, VZ
 RECOMMENDED/SIGNED BY: Alejandro Rodriguez (Tigers)
 HOW OBTAINED: Signed by the Tigers as a non-drafted free agent on August 13, 2009.

CAREER HIGHLIGHTS:

2010: Tied for the lead in the Venezuelan Summer League with six losses, while he tied for fifth with five home runs allowed.

Year	Club	W-L	ERA	G	GS	CG	SHO	SV	IP	H	AB	R	ER	HR	HB	BB	SO	WP	BK	AVG
2010	VSL Tigers	1-6	7.04	14	9	0	0	2	38.1	42	151	36	30	5	7	24	28	5	2	.278

TIGERS MINOR LEAGUE PLAYERS



BERGOLLA, WILLIAM JOSE

SECOND BASEMAN

HEIGHT: 6-0

BATS: R

BORN: February 4, 1983 - Carabobo, VZ

WEIGHT: 175

THROWS: R

RESIDENCE: Carabobo, VZ

RECOMMENDED/SIGNED BY: (Tigers)

HOW OBTAINED: Signed by the Tigers as a minor league free agent on January 14, 2011.

CAREER HIGHLIGHTS:

2009: Saw action in 29 games with Margarita in the Venezuelan Winter League following the season, hitting .268 (26x97).

2007: Signed by Washington as a minor league free agent on November 16...saw action in 61 games with Margarita in the Venezuelan Winter League following the season, batting .274 (65x237) with 13 doubles, a triple, five home runs and 29 RBI.

2006: Signed by San Francisco as a minor league free agent on November 20...hit .335 (71x212) with 10 doubles, a home run and 17 RBI in 52 games with Caracas in the Venezuelan Winter League following the season.

2005: Earned a spot on the World Team for the Futures Game held at Comerica Park prior to Major League Baseball's All-Star Game...tabbed the best defensive second baseman in the International League by *Baseball America*...made his major league debut on May 9 versus San Diego, entering the game as a pinch-runner...named the 11th-best prospect in the Reds organization following the season by *Baseball America*.

2004: Selected to the Southern League's post-season all-star squad...fourth in the Southern League with 36 stolen bases...named the eighth-best prospect in the Reds organization and 17th-best prospect in the Southern League following the season by *Baseball America*.

2003: Led the Carolina League with 523 at-bats and 142 hits, while he finished third with 52 stolen bases, fourth with one strikeout every 9.69 plate appearances and fifth with 77 runs scored...named the 12th-best prospect in the Reds organization following the season by *Baseball America*.

2002: Third in the Pioneer League with a .352 batting average...tabbed the Pioneer League Player of the Week for August 12-18 after hitting .542 (13x24) with a double, home run and seven RBI in six games...named the 14th-best prospect in the Pioneer League and 21st-best prospect in the Reds organization following the season by *Baseball America*.

2001: Fanned once every 12.48 plate appearances, the toughest batter to strike out in the Pioneer League...named the 12th-best prospect in the Pioneer League and 25th-best prospect in the Reds organization following the season by *Baseball America*.

1999: Signed by Cincinnati as a non-drafted free agent on November 15, 1999.

Year	Club	AVG	G	AB	R	H	TB	2B	3B	HR	RBI	SH	SF	HB	BB	SO	SB	CS	OBP	SLG	E
2000	VSL Reds	.372	13	43	6	16	23	3	2	0	5	0	0	1	8	3	1	1	.481	.535	—
	GCL Reds	.182	8	22	2	4	4	0	0	0	0	0	0	4	2	3	1	.308	.182	1	
2001	Billings	.323	57	232	47	75	98	5	3	4	24	1	3	2	24	21	22	7	.387	.422	21
2002	Billings	.352	53	210	35	74	94	9	1	3	29	2	6	0	24	26	16	5	.408	.448	17
	Dayton	.248	68	274	38	68	92	13	1	3	23	5	1	1	16	36	13	2	.291	.336	12
2003	Potomac	.272	128	523	77	142	179	25	3	2	31	15	4	1	29	59	52	18	.309	.342	27
2004	Chattanooga	.283	116	466	79	132	172	26	1	4	38	15	2	3	40	63	36	6	.342	.369	19
2005	Louisville	.293	98	400	59	117	156	23	5	2	38	6	2	1	19	39	16	3	.325	.390	13
	Cincinnati	.132	17	38	3	5	5	0	0	0	1	0	0	0	10	0	0	.132	.132	0	
2006	Louisville	.279	114	416	46	116	147	21	2	2	33	13	2	2	22	47	14	8	.317	.353	11
2007	Fresno	.306	99	356	63	109	154	22	1	7	37	3	4	3	31	47	12	3	.363	.433	11
2008	Harrisburg	.251	72	267	42	67	94	15	0	4	26	7	3	1	31	34	5	1	.328	.352	10
	Columbus	.265	20	34	3	9	14	2	0	1	3	0	1	0	5	0	0	0	.257	.412	1
2009	Did not play																				
2010	Did not play																				
MINOR LEAGUE TOTALS		.286	846	3243	497	929	1227	164	19	32	287	67	28	15	248	382	190	55	.337	.378	143
MAJOR LEAGUE TOTALS		.132	17	38	3	5	5	0	0	0	1	0	0	0	0	10	0	0	.132	.132	0

PLAYER DEVELOPMENT
AND SCOUTING

BERTRAM, MICHAEL AUSTIN

FIRST BASEMAN/THIRD BASEMAN

HEIGHT: 6-2

BATS: L

BORN: February 25, 1984 - Lexington, KY

WEIGHT: 220

THROWS: R

RESIDENCE: Lexington, KY

RECOMMENDED/SIGNED BY: Harold Zonder (Tigers)

SCHOOL: University of Kentucky

HOW OBTAINED: Selected by the Tigers in the 39th round of the June 2006 draft.

CAREER HIGHLIGHTS:

2009: Tied for fourth in the Florida State League with four home runs during June...hit for the cycle on July 18 versus Charlotte...fourth in the Florida State League with a .347 batting average (26x75) in 21 games during July...tabbed the Eastern League Player of the Week for August 24-30 after hitting .346 (9x26) with eight runs scored, two doubles, two triples, two home runs and 11 RBI in six games...tied for fourth in the Eastern League with five home runs during August.

2008: Led the Florida State League with eight intentional walks...selected the Florida State League Player of the Week for August 11-17 after hitting .400 (10x25) with two doubles, four home runs and nine RBI in seven games.

2007: Saw action in four of West Michigan's Midwest League playoff games, hitting .462 (6x13) with a triple and three RBI.

2006: Batted .340 (67x197) with 39 runs scored, 16 doubles, five home runs and 37 RBI in 56 games at the University of Kentucky.

2005: Hit .327 (64x196) with 36 runs scored, nine doubles, two triples, two home runs and 37 RBI in 55 games at the University of Kentucky.

2004: Hit .303 (53x175) in 48 games at the University of Kentucky, scoring 36 runs and collecting 10 doubles, a triple, home run and 30 RBI.



TIGERS MINOR LEAGUE PLAYERS

(Bertram, cont.)

Year	Club	AVG	G	AB	R	H	TB	2B	3B	HR	RBI	SH	SF	HB	BB	SO	SB	CS	OBP	SLG	E
2006	GCL Tigers	.250	44	164	22	41	56	10	1	1	25	2	4	3	3	26	8	1	.270	.341	10
2007	West Michigan	.251	77	247	24	62	88	16	2	2	32	3	3	3	19	39	2	2	.309	.356	8
2008	Lakeland	.285	102	372	51	106	159	21	4	8	55	0	4	6	27	69	2	2	.340	.427	12
2009	Lakeland	.281	82	292	34	82	137	19	3	10	47	0	2	1	20	54	3	0	.327	.469	10
	Erie	.285	33	123	21	35	72	7	3	8	30	0	0	0	13	31	0	0	.353	.585	2
2010	Erie	.256	94	363	44	93	151	24	2	10	50	0	0	4	25	97	3	1	.311	.416	10
	Toledo	.231	28	104	15	24	40	5	1	3	17	0	2	2	8	28	2	0	.293	.385	0
MINOR LEAGUE TOTALS		.266	460	1665	211	443	703	102	16	42	256	5	15	19	115	344	20	6	.318	.422	52

BISHOP, RAWLEY W.

FIRST BASEMAN

HEIGHT: 6-4

BATS: R

BORN: November 19, 1985 - Little Rock, AR

WEIGHT: 205

THROWS: R

RESIDENCE: Spring Hill, TN

RECOMMENDED/SIGNED BY: Harold Zonder (Tigers)

SCHOOL: Middle Tennessee State University

HOW OBTAINED: Selected by the Tigers in the 19th round of the June 2009 draft.

CAREER HIGHLIGHTS:

2010: Selected to the Florida State League's mid-season all-star squad...tabbed the Eastern League Player of the Week for August 9-15 after hitting .565 (13x23) with three doubles, three home runs and 13 RBI in six games.

2009: Tabbed Oneonta's Player of the Year...selected to the New York-Penn League's mid-season all-star squad...finished second in the league with 43 RBI, while he was third with 71 games...topped all league first basemen with a .994 fielding percentage...batted .350 (21x60) over the course of a 16-game hitting streak July 14-30, the league's longest such streak...hit .321 (36x112) with eight doubles, three triples, four home runs and 24 RBI in 30 games during July...led the league with 24 RBI during July, while he finished third with 61 total bases, tied for fifth with four home runs and ninth with a .321 batting average...a Second-Team All-Sun Belt Conference selection as a senior at Middle Tennessee State University after hitting .398 (96x241) with 78 runs scored, 17 doubles, a triple, 14 home runs and 51 RBI in 62 games.

2008: Batted .372 (83x223) with 64 runs scored, 19 doubles, 18 home runs and 69 RBI in 57 games during his junior season at Middle Tennessee State University to earn All-Sun Belt Conference honors.

2007: Earned Second-Team All-Sun Belt Conference honors as a sophomore at Middle Tennessee State University after hitting .329 (70x213) with 54 runs scored, 15 doubles, a triple, 17 home runs and 65 RBI in 58 games.

Year	Club	AVG	G	AB	R	H	TB	2B	3B	HR	RBI	SH	SF	HB	BB	SO	SB	CS	OBP	SLG	E
2009	Oneonta	.282	71	255	42	72	112	15	5	5	43	0	3	11	30	51	1	2	.378	.439	4
2010	Lakeland	.301	66	236	39	71	109	18	1	6	42	1	3	8	26	65	7	0	.385	.462	2
	Erie	.252	67	246	42	62	100	11	0	9	45	1	5	6	28	65	6	0	.337	.407	3
MINOR LEAGUE TOTALS		.278	204	737	123	205	321	44	6	20	130	2	11	25	84	181	14	2	.366	.436	9

BLOOM, KYLE J.

LEFTHANDED PITCHER

HEIGHT: 6-4

BATS: R

BORN: February 21, 1983 - Schaumburg, IL

WEIGHT: 193

THROWS: L

RESIDENCE: Bradenton, FL

RECOMMENDED/SIGNED BY: (Tigers)

SCHOOL: Illinois State University

HOW OBTAINED: Signed by the Tigers as a minor league free agent on November 16, 2010.

CAREER HIGHLIGHTS:

2010: Released by the Pittsburgh Pirates organization on April 3.

2008: Saw action with West Oahu in the Hawaii Winter League following the season, posting a 2-0 record, 1.50 ERA (30.0IP/5ER) and 32 strikeouts in seven starts...selected to the league's all-star squad after finishing second in the league with a 1.50 ERA...named the 19th-best prospect in the Hawaii Winter League by *Baseball America*...selected by the Tigers from Pittsburgh in the major league phase of the Rule 5 Draft on December 11.

2007: Tied for the lead in the Carolina League with 12 losses, while he tied for fourth with 14 home runs allowed and tied for fifth with 57 walks allowed...fired a shutout on May 26 versus Potomac to tie for the league lead with one shutout...tabbed the Carolina League Pitcher of the Week for July 9-16 after he earned the win in his only start during the week, blanking Frederick on three hits over eight innings on July 11.

2006: Tied for fourth in the Carolina League with 61 walks allowed.

2005: Named to the South Atlantic League's mid-season all-star squad...tabbed the South Atlantic League Pitcher of the Week for May 23-29 after winning both of his starts during the week and compiling a 0.75 ERA (12.0IP/1ER).

2004: Selected by Pittsburgh in the fifth round of the June draft.

Year	Club	W-L	ERA	G	GS	CG	SHO	SV	IP	H	AB	R	ER	HR	HB	BB	SO	WP	BK	AVG
2004	Williamsport	4-3	2.60	12	12	0	0	0	45.0	34	163	19	13	2	0	13	46	1	0	.209
2005	Hickory	4-1	1.87	12	12	0	0	0	62.2	38	216	15	13	3	2	33	58	0	0	.176
	Lynchburg	3-5	5.86	12	12	0	0	0	63.0	61	239	45	41	12	3	43	34	4	0	.255
2006	Lynchburg	7-8	4.30	25	25	0	0	0	127.2	122	468	63	61	15	8	61	108	10	0	.261
2007	Lynchburg	9-12	5.51	25	25	1	1	0	129.0	144	510	83	79	14	4	57	90	12	0	.282
	Altoona	1-1	0.90	2	2	0	0	0	10.0	5	34	3	1	1	1	6	10	0	0	.147
2008	Altoona	5-8	4.19	28	22	1	0	0	109.2	103	422	57	51	9	4	55	93	7	0	.244
2009	Altoona	6-9	4.05	22	21	0	0	0	104.1	92	387	60	47	3	6	57	71	4	0	.238
2010	Did not pitch																			
MINOR LEAGUE TOTALS		39-47	4.23	138	131	2	1	0	651.1	599	2439	345	306	59	28	325	510	38	0	.246

TIGERS MINOR LEAGUE PLAYERS



BOUCHIE, ANDREW MICHAEL (ANDY)

CATCHER

HEIGHT: 6-1

BATS: R

BORN: August 6, 1985 - Santa Ana, CA

WEIGHT: 205

THROWS: R

RESIDENCE: Chino, CA

RECOMMENDED/SIGNED BY: (Tigers)

SCHOOL: Oral Roberts University (OK)

HOW OBTAINED: Signed by the Tigers as a minor league free agent on January 13, 2010.

CAREER HIGHLIGHTS:

2009: Released by the Milwaukee Brewers organization on April 1...selected to the Golden Baseball League's all-star squad with Long Beach.

2006: Selected by Milwaukee in the seventh round of the June draft...named to the Pioneer League's post-season all-star squad...second in the Pioneer League with 42 walks...hit .376 (86x229) with 52 runs scored, 16 doubles, a triple, 12 home runs and 54 RBI as a junior at Oral Roberts University to earn All-Mid-Continent Conference honors.

Year	Club	AVG	G	AB	R	H	TB	2B	3B	HR	RBI	SH	SF	HB	BB	SO	SB	CS	OBP	SLG	E
2006	Helena	.265	61	223	42	59	93	11	1	7	46	0	1	2	42	53	2	3	.384	.417	6
2007	West Virginia	.216	82	296	40	64	106	17	2	7	46	2	1	2	27	66	0	1	.285	.358	8
2008	Brevard County	.197	73	239	15	47	65	6	0	4	17	3	4	1	25	47	0	0	.271	.272	5
2009	Long Beach	.290	59	214	33	62	104	15	3	7	42	1	3	7	15	47	1	2	.351	.486	8
2010	Lakeland	.135	16	52	5	7	13	0	0	2	4	0	1	0	4	10	0	0	.193	.250	1
	Erie	.205	59	200	24	41	75	10	0	8	26	3	3	1	10	42	0	1	.243	.375	3
	Toledo	.143	2	7	0	1	2	1	0	0	3	0	0	0	1	0	0	0	.250	.286	0
MINOR LEAGUE TOTALS		.228	352	1231	159	281	458	60	6	35	184	9	13	13	124	265	3	7	.303	.372	31

BRICENO, ENDRYS EDUARDO

RIGHTHANDED PITCHER

HEIGHT: 6-4

BATS: R

BORN: February 7, 1992 - Aragua, VZ

WEIGHT: 150

THROWS: R

RESIDENCE: Aragua, VZ

RECOMMENDED/SIGNED BY: German Robles (Tigers)

HOW OBTAINED: Signed by the Tigers as a non-drafted free agent on March 5, 2009.

CAREER HIGHLIGHTS:

2010: Tied for fifth in the Venezuelan Summer League with five losses.

Year	Club	W-L	ERA	G	GS	CG	SHO	SV	IP	H	AB	R	ER	HR	HB	BB	SO	WP	BK	AVG
2009	VSL Tigers	0-0	3.41	16	0	0	0	2	31.2	36	122	17	12	4	5	12	16	3	0	.295
2010	VSL Tigers	2-5	5.63	14	9	0	0	0	46.1	56	185	32	29	2	9	16	33	2	0	.303
MINOR LEAGUE TOTALS		2-5	4.73	30	9	0	0	2	78.0	92	307	49	41	6	14	28	49	5	0	.300

BROWN, BROOKS STEVEN

RIGHTHANDED PITCHER

HEIGHT: 6-3

BATS: L

BORN: June 20, 1985 - Statesboro, GA

WEIGHT: 212

THROWS: R

RESIDENCE: Portal, GA

RECOMMENDED/SIGNED BY: (Tigers)

SCHOOL: University of Georgia

HOW OBTAINED: Acquired by the Tigers from Arizona, in exchange for James Skelton on April 2, 2009.

CAREER HIGHLIGHTS:

2010: Named Erie's Pitcher of the Year...selected to the Eastern League's mid-season all-star squad...led the Eastern League with four complete games, while he tied for the lead with two shutouts and tied for second with 12 wins...tabbed the Eastern League Pitcher of the Week for both June 14-20 and August 2-8...earned the win as he went the distance in his outing on June 17 at Portland to earn the honors for June 14-20, while he tossed a six-hit shutout on August 6 at Reading to capture the honors for August 2-8...started seven games for Surprise in the Arizona Fall League following the season, posting a 1-3 record and 12.05 ERA (18.2IP/25ER).

2009: Tied for second in the International League with 13 losses...topped all league pitchers with 17 putouts...tabbed the Tigers Minor League Pitcher of the Month for April after he posted a 2-0 record and did not allow a run over 17.2 innings of work in three starts with Erie...led the Eastern League with a 0.00 ERA during April.

2008: Selected to the Texas League's mid-season all-star squad...led the league with 15 losses...named the 28th-best prospect in the Diamondbacks organization following the season by *Baseball America*.

2007: Earned California League mid-season all-star honors...named the 12th-best prospect in the Diamondbacks organization following the season by *Baseball America*.

2006: Selected by Arizona in the first round (34th overall) of the June draft...named the 16th-best prospect in the Northwest League and 19th-best prospect in the Diamondbacks organization following the season by *Baseball America*...posted an 8-4 record, 4.07 ERA (110.2IP/50ER) and 123 strikeouts in 19 starts as a junior at the University of Georgia.

2005: Finished 4-2 with a 5.51 ERA (49.0IP/30ER) and 42 strikeouts in 16 appearances (seven starts) during his sophomore season at the University of Georgia...saw action with Chatham in the Cape Cod League during the summer, posting a 1-2 record, 1.01 ERA (26.2IP/3ER) and 32 strikeouts in 20 outings...named the 21st-best prospect in the Cape Cod League by *Baseball America*.

2003: Selected by Atlanta in the 21st round of the June draft out of Portal High School in Georgia, but he did not sign.

Year	Club	W-L	ERA	G	GS	CG	SHO	SV	IP	H	AB	R	ER	HR	HB	BB	SO	WP	BK	AVG
2006	Yakima	0-2	3.42	13	1	0	0	0	23.2	23	92	11	9	2	3	12	30	3	0	.250
2007	Visalia	6-3	2.81	14	14	0	0	0	80.0	66	295	30	25	2	2	23	74	3	0	.224
	Mobile	4-4	3.66	12	12	0	0	0	66.1	64	245	30	27	2	8	36	54	2	0	.261
2008	Mobile	6-15	4.18	26	26	0	0	0	144.1	152	546	69	67	8	8	67	112	3	2	.278
2009	Erie	5-0	2.21	6	6	0	0	0	36.2	32	130	9	9	1	1	8	13	2	0	.246
	Toledo	3-13	4.71	20	18	0	0	0	112.2	120	434	63	59	9	7	55	48	6	2	.276
2010	Erie	12-9	4.15	28	18	4	2	2	128.0	120	486	61	59	8	5	39	85	2	0	.247
MINOR LEAGUE TOTALS		36-46	3.88	119	95	4	2	2	591.2	577	2228	273	255	32	34	240	416	21	4	.259

PLAYER DEVELOPMENT
AND SCOUTING



TIGERS MINOR LEAGUE PLAYERS

BURGOS, ALEXANDER ALEXIS (ALEX)

LEFTHANDED PITCHER

HEIGHT: 5-11 **BATS:** L **BORN:** December 1, 1990 - Regensburg, Germany
WEIGHT: 192 **THROWS:** L **RESIDENCE:** Kissimmee, FL
RECOMMENDED/SIGNED BY: Rolando Casanova (Tigers)
SCHOOL: State College of Florida
HOW OBTAINED: Selected by the Tigers in the fifth round of the June 2010 draft.

CAREER HIGHLIGHTS:

2010: Finished 13-1 with a 1.42 ERA (95.1IP/15ER) and 109 strikeouts as a freshman at the State College of Florida to earn All-Florida Community College Athletics Association honors.

Year	Club	W-L	ERA	G	GS	CG	SHO	SV	IP	H	AB	R	ER	HR	HB	BB	SO	WP	BK	AVG
2010	GCL Tigers	0-0	1.54	8	0	0	0	1	11.2	10	44	5	2	1	1	3	15	1	0	.227

BURGOS, CESAR ANTONIO

RIGHTHANDED PITCHER

HEIGHT: 6-2 **BATS:** R **BORN:** March 1, 1993 - Valverde, DR
WEIGHT: 185 **THROWS:** R **RESIDENCE:** Valverde, DR
RECOMMENDED/SIGNED BY: Aldo Perez (Tigers)
SCHOOL: Cristobal Colon
HOW OBTAINED: Signed by the Tigers as a non-drafted free agent on July 1, 2010

Year	Club	W-L	ERA	G	GS	CG	SHO	SV	IP	H	AB	R	ER	HR	HB	BB	SO	WP	BK	AVG
2010	DSL Tigers	1-0	5.79	10	0	0	0	0	9.1	10	36	6	6	0	0	5	10	1	0	.278

CALDERON, YINIO

RIGHTHANDED PITCHER

HEIGHT: 6-4 **BATS:** R **BORN:** November 16, 1990 - La Vega, DR
WEIGHT: 170 **THROWS:** R **RESIDENCE:** La Vega, DR
RECOMMENDED/SIGNED BY: Cornelio Pena/Ramon Perez (Tigers)
HOW OBTAINED: Signed by the Tigers as a non-drafted free agent on July 11, 2007.

CAREER HIGHLIGHTS:

2010: Led the Dominican Summer League with five balks.

Year	Club	W-L	ERA	G	GS	CG	SHO	SV	IP	H	AB	R	ER	HR	HB	BB	SO	WP	BK	AVG
2008	DSL Tigers	0-2	4.55	18	1	0	0	1	31.2	21	109	24	16	1	5	34	30	5	0	.193
2009	DSL Tigers	1-0	6.04	14	0	0	0	0	22.1	26	89	18	15	0	1	24	20	10	1	.292
2010	DSL Tigers	2-3	2.89	22	3	0	0	0	53.0	43	193	28	17	1	4	35	46	8	5	.223
MINOR LEAGUE TOTALS		3-5	4.04	54	4	0	0	1	107.0	90	391	70	48	2	10	93	96	23	6	.230

CAMARIPANO, JUNIOR ORLANDO

LEFTHANDED PITCHER

HEIGHT: 6-2 **BATS:** L **BORN:** December 21, 1993 - Edo Aragua, VZ
WEIGHT: 175 **THROWS:** L **RESIDENCE:** Edo Aragua, VZ
RECOMMENDED/SIGNED BY: Alejandro Rodriguez (Tigers)
SCHOOL: U.E. Nacional Cagua
HOW OBTAINED: Signed by the Tigers as a non-drafted free agent on December 2, 2010.

Year	Club	W-L	ERA	G	GS	CG	SHO	SV	IP	H	AB	R	ER	HR	HB	BB	SO	WP	BK	AVG
------	------	-----	-----	---	----	----	-----	----	----	---	----	---	----	----	----	----	----	----	----	-----

(2011 will be first professional season)

CARRANZA, DANIEL ENRIQUE

OUTFIELDER

HEIGHT: 6-2 **BATS:** R **BORN:** January 25, 1993 - Panama City, Panama
WEIGHT: 180 **THROWS:** R **RESIDENCE:** Panama City, Panama
RECOMMENDED/SIGNED BY: Ramon Webster/Miguel Garcia (Tigers)
HOW OBTAINED: Signed by the Tigers as a non-drafted free agent on July 2, 2009.

Year	Club	AVG	G	AB	R	H	TB	2B	3B	HR	RBI	SH	SF	HB	BB	SO	SB	CS	OBP	SLG	E
2010	VSL Tigers	.252	36	115	11	29	45	4	0	4	18	2	1	0	7	43	3	1	.293	.391	1
	DSL Tigers	.108	21	65	6	7	8	1	0	0	0	1	0	2	2	24	0	2	.159	.123	5
MINOR LEAGUE TOTALS		.200	57	180	17	36	53	5	0	4	18	3	1	2	9	67	3	3	.245	.294	6

CARRENO, ANGEL RAFAEL

LEFTHANDED PITCHER

HEIGHT: 6-3 **BATS:** L **BORN:** September 17, 1990 - Edo Nueva Esparta, VZ
WEIGHT: 200 **THROWS:** L **RESIDENCE:** Edo Nueva Esparta, VZ
RECOMMENDED/SIGNED BY: Alejandro Rodriguez (Tigers)
SCHOOL: Fundacion La Salle
HOW OBTAINED: Signed by the Tigers as a non-drafted free agent on October 25, 2009.

CAREER HIGHLIGHTS:

2010: Tied for second in the Venezuelan Summer League with seven home runs allowed.

Year	Club	W-L	ERA	G	GS	CG	SHO	SV	IP	H	AB	R	ER	HR	HB	BB	SO	WP	BK	AVG
2010	VSL Tigers	4-2	3.24	13	4	0	0	0	41.2	56	165	16	15	7	7	15	30	2	1	.339

TIGERS MINOR LEAGUE PLAYERS



CARRENO, JOSUE MARCELO

RIGHTHANDED PITCHER

HEIGHT: 6-1 **BATS:** R **BORN:** June 26, 1991 - Edo Nueva Esparta, VZ
WEIGHT: 215 **THROWS:** R **RESIDENCE:** Edo Nueva Esparta, VZ
RECOMMENDED/SIGNED BY: Alejandro Rodriguez (Tigers)
HOW OBTAINED: Signed by the Tigers as a non-drafted free agent on October 11, 2007.

CAREER HIGHLIGHTS:

2010: Tied for fourth in the New York-Penn League with 33 walks allowed...third among all league starters with 8.25 strikeouts per nine innings...named the 19th-best prospect in the New York-Penn League following the season by *Baseball America*.
2008: Tabbed the Venezuelan Summer League Tigers Pitcher of the Year...posted a 23.0-inning scoreless streak over a five-start stretch June 24-July 21...fourth in the Venezuelan Summer League with a 1.07 ERA (25.1IP/3ER) in five starts during July.

Year	Club	W-L	ERA	G	GS	CG	SHO	SV	IP	H	AB	R	ER	HR	HB	BB	SO	WP	BK	AVG
2008	VSL Tigers	2-4	2.82	12	12	0	0	0	54.1	35	189	18	17	2	3	15	39	5	1	.185
2009	VSL Tigers	3-3	2.36	10	8	0	0	0	45.2	43	178	18	12	1	5	6	43	6	1	.242
2010	Connecticut	5-6	4.76	14	14	0	0	0	64.1	64	252	44	34	5	4	33	59	4	0	.254
MINOR LEAGUE TOTALS		10-13	3.45	36	34	0	0	0	164.1	142	619	80	63	8	12	54	141	15	2	.229

CARRITHERS, ALDEN JEFFREY-ADAM

SECOND BASEMAN

HEIGHT: 5-9 **BATS:** L **BORN:** November 14, 1984 - San Luis Obispo, CA
WEIGHT: 165 **THROWS:** R **RESIDENCE:** Portland, OR
RECOMMENDED/SIGNED BY: Tim McWilliam (Tigers)
SCHOOL: UCLA

HOW OBTAINED: Selected by the Tigers in the 15th round of the June 2008 draft.

CAREER HIGHLIGHTS:

2008: Named the Gulf Coast League Tigers Player of the Year...led the Gulf Coast League with a .464 on-base percentage, while he tied for third with 28 walks...topped all league second basemen with a 1.000 fielding percentage...finished 10th in the league with a .349 batting average (22x63) in 21 games during August...an All-Pac-10 Conference selection as a senior at UCLA after hitting .377 (84x223) with 51 runs scored, 16 doubles, three triples, five home runs, 47 RBI and 17 stolen bases in 59 games...named to the Second-Team American Baseball Coaches Association West All-Region Team.
2007: Batted .352 (82x233) with 53 runs scored, 16 doubles, two home runs, 32 RBI and nine stolen bases as a junior at UCLA...saw action in 30 games with Orleans in the Cape Cod League during the summer, hitting .198 (22x111) with 29 runs scored, nine doubles, a home run, seven RBI and five stolen bases.
2006: Earned Second-Team All-Big West Conference honors during his sophomore season at UC-Santa Barbara, hitting .342 (67x196) with 60 runs scored, 12 doubles, a triple, two home runs, 30 RBI and six stolen bases in 53 games...batted .268 (30x112) with 20 runs scored, four doubles and nine RBI in 37 games for Yarmouth-Dennis in the Cape Cod League during the summer.
2005: Hit .285 (43x151) with 30 runs scored, nine doubles, a home run, 14 RBI and six stolen bases as a freshman at UC-Santa Barbara...played in 27 games for Santa Barbara in the Cal Coastal League during the summer, batting .265 (13x49) with 15 runs scored, a double, nine RBI and 12 stolen bases.

Year	Club	AVG	G	AB	R	H	TB	2B	3B	HR	RBI	SH	SF	HB	BB	SO	SB	CS	OBP	SLG	E
2008	GCL Tigers	.316	39	114	21	36	49	5	1	2	17	1	3	6	28	19	16	1	.464	.430	0
2009	Oneonta	.182	5	11	1	2	2	0	0	0	0	0	0	0	3	2	1	0	.357	.182	0
	West Michigan	.307	45	150	29	46	55	3	3	0	19	4	3	0	24	22	9	5	.395	.367	1
2010	Lakeland	.359	60	220	42	79	93	11	0	1	20	2	1	1	43	29	10	4	.464	.423	8
	Erie	.262	59	210	28	55	65	7	0	1	12	2	0	4	35	29	7	4	.378	.310	5
MINOR LEAGUE TOTALS		.309	208	705	121	218	264	26	4	4	68	9	7	11	133	101	43	14	.423	.374	14

CASTELLANOS, NICHOLAS A. (NICK)

THIRD BASEMAN

HEIGHT: 6-4 **BATS:** R **BORN:** March 4, 1992 - Davie, FL
WEIGHT: 210 **THROWS:** R **RESIDENCE:** Davie, FL
RECOMMENDED/SIGNED BY: Rolando Casanova (Tigers)
SCHOOL: Archbishop McCarthy High School (FL)

HOW OBTAINED: Selected by the Tigers in the first round (44th overall) of the June 2010 draft.

CAREER HIGHLIGHTS:

2010: Tabbed the third-best pure hitter in the draft by *Baseball America*...named the second-best prospect, best hitter for average and best power hitter and rated as possessing the best infield arm in the Tigers organization following the season by *Baseball America*...selected the Gatorade Player of the Year in Florida after hitting .542 (39x72) with 34 runs scored, eight doubles, three triples, six home runs, 41 RBI and 22 stolen bases during his senior season at Archbishop McCarthy High School...tabbed a Second-Team High School All-American by *Baseball America*.
2009: Batted .485 (50x103) with 39 runs scored, nine doubles, three triples, nine home runs, 45 RBI and seven stolen bases during his junior season at Archbishop McCarthy High School.

Year	Club	AVG	G	AB	R	H	TB	2B	3B	HR	RBI	SH	SF	HB	BB	SO	SB	CS	OBP	SLG	E
2010	GCL Tigers	.333	7	24	5	8	10	2	0	0	3	0	1	0	4	5	0	1	.414	.417	2

PLAYER DEVELOPMENT
AND SCOUTING



TIGERS MINOR LEAGUE PLAYERS

CASTILLO, BILL ALEJANDRO

LEFTHANDED PITCHER

HEIGHT: 5-10 BATS: L BORN: March 2, 1990 - Cotui, DR
 WEIGHT: 170 THROWS: L RESIDENCE: Cotui, DR
 RECOMMENDED/SIGNED BY: Carlos Santana/Miguel Rodriguez (Tigers)
 SCHOOL: University of Ucatesi
 HOW OBTAINED: Signed by the Tigers as a non-drafted free agent on June 29, 2010.

Year	Club	W-L	ERA	G	GS	CG	SHO	SV	IP	H	AB	R	ER	HR	HB	BB	SO	WP	BK	AVG
2010	DSL Tigers	1-0	1.93	7	2	0	0	0	23.1	13	80	5	5	0	2	5	38	3	1	.162

CASTILLO, LUIS EDUARDO

OUTFIELDER

HEIGHT: 5-11 BATS: R BORN: May 15, 1989 - Agua Dulce, Panama
 WEIGHT: 160 THROWS: R RESIDENCE: Agua Dulce, Panama
 RECOMMENDED/SIGNED BY: Ramon Webster (Tigers)
 HOW OBTAINED: Signed by the Tigers as a non-drafted free agent on January 30, 2007.
 CAREER HIGHLIGHTS:
 2009: Led all Gulf Coast League outfielders with 117 total chances and 112 putouts.

Year	Club	AVG	G	AB	R	H	TB	2B	3B	HR	RBI	SH	SF	HB	BB	SO	SB	CS	OBP	SLG	E
2007	VSL Tigers	.232	66	241	33	56	75	11	1	2	35	6	1	3	27	24	8	5	.316	.311	1
2008	DSL Tigers	.245	57	212	29	52	62	5	1	1	13	3	1	3	26	24	14	6	.335	.292	1
2009	GCL Tigers	.219	52	178	17	39	48	6	0	1	14	3	1	1	13	25	7	1	.275	.270	1
	Lakeland	.200	3	10	1	2	2	0	0	0	0	0	0	0	1	0	0	0	.200	.200	0
2010	GCL Tigers	.323	19	65	5	21	24	3	0	0	6	1	0	0	2	9	3	2	.343	.369	0
	Lakeland	.167	16	54	2	9	9	0	0	0	3	4	1	0	3	9	0	0	.207	.167	1
MINOR LEAGUE TOTALS		.236	213	760	87	179	220	25	2	4	71	17	4	7	71	92	32	14	.305	.289	4

CELIS, FERNANDO

RIGHTHANDED PITCHER

HEIGHT: 6-1 BATS: R BORN: March 27, 1989 - Miranda, VZ
 WEIGHT: 165 THROWS: R RESIDENCE: Guarenas, VZ
 RECOMMENDED/SIGNED BY: Oscar Garcia (Tigers)
 SCHOOL: Jose Rafael Pacheco
 HOW OBTAINED: Signed by the Tigers as a non-drafted free agent on March 8, 2007.
 CAREER HIGHLIGHTS:
 2010: Second among all Gulf Coast League relievers with 1.09 walks per nine innings.
 2009: Tied for third in the Venezuelan Summer League with three wins during July.

Year	Club	W-L	ERA	G	GS	CG	SHO	SV	IP	H	AB	R	ER	HR	HB	BB	SO	WP	BK	AVG
2007	VSL Tigers	2-1	4.28	17	2	0	0	1	27.1	30	114	24	13	4	2	15	19	3	1	.263
2008	VSL Tigers	1-5	5.40	14	2	0	0	0	30.0	44	117	22	18	3	4	16	15	7	0	.376
2009	VSL Tigers	4-3	3.69	16	7	0	0	1	63.1	56	229	33	26	4	8	18	35	2	0	.245
2010	GCL Tigers	2-3	2.61	19	0	0	0	1	41.1	36	151	15	12	4	4	5	33	0	0	.238
MINOR LEAGUE TOTALS		9-12	3.83	66	11	0	0	3	162.0	166	611	94	69	15	18	54	102	12	1	.272

CHALAS, FERNANDO

RIGHTHANDED PITCHER

HEIGHT: 6-2 BATS: R BORN: October 26, 1993 - El Seibo, DR
 WEIGHT: 165 THROWS: R RESIDENCE: El Seibo, DR
 RECOMMENDED/SIGNED BY: Carlos Santana/Miguel Rodriguez/Ramon Perez/Miguel Garcia (Tigers)
 SCHOOL: Santa Rita
 HOW OBTAINED: Signed by the Tigers as a non-drafted free agent on July 2, 2010.

Year	Club	W-L	ERA	G	GS	CG	SHO	SV	IP	H	AB	R	ER	HR	HB	BB	SO	WP	BK	AVG
------	------	-----	-----	---	----	----	-----	----	----	---	----	---	----	----	----	----	----	----	----	-----

(2011 will be first professional season)

CIRIACO, RICARDO

RIGHTHANDED PITCHER

HEIGHT: 6-0 BATS: R BORN: August 18, 1992 - Santo Domingo, DR
 WEIGHT: 180 THROWS: R RESIDENCE: Santo Domingo, DR
 RECOMMENDED/SIGNED BY: Carlos Santana/Ramon Perez/Miguel Garcia (Tigers)
 HOW OBTAINED: Signed by the Tigers as a non-drafted free agent on September 28, 2010.

Year	Club	W-L	ERA	G	GS	CG	SHO	SV	IP	H	AB	R	ER	HR	HB	BB	SO	WP	BK	AVG
------	------	-----	-----	---	----	----	-----	----	----	---	----	---	----	----	----	----	----	----	----	-----

(2011 will be first professional season)

TIGERS MINOR LEAGUE PLAYERS



CLARK, TYLER CHARLES

RIGHTHANDED PITCHER

HEIGHT: 6-2 **BATS:** S **BORN:** January 4, 1989 - Marshfield, MO
WEIGHT: 201 **THROWS:** R **RESIDENCE:** Marshfield, MO
RECOMMENDED/SIGNED BY: Marty Miller (Tigers)
SCHOOL: University of Missouri
HOW OBTAINED: Selected by the Tigers in the 24th round of the June 2010 draft.

CAREER HIGHLIGHTS:
2010: Finished 2-2 with a 4.97 ERA (38.0IP/21ER) and 43 strikeouts in 26 outings (two starts) as a junior at the University of Missouri.
2009: Posted a 3-0 record, 2.86 ERA (28.1IP/9ER) and 28 strikeouts in 28 games (one start) as a sophomore at the University of Missouri.
2007: Selected by the Cubs in the 46th round of the June draft out of Springfield Catholic High School in Missouri, but he did not sign.

Year	Club	W-L	ERA	G	GS	CG	SHO	SV	IP	H	AB	R	ER	HR	HB	BB	SO	WP	BK	AVG
2010	Connecticut	3-1	2.05	21	0	0	0	3	44.0	39	167	15	10	1	2	20	43	5	1	.234

CONTRERAS, FRANCISCO VALENTIN

THIRD BASEMAN

HEIGHT: 6-1 **BATS:** R **BORN:** December 3, 1991 - Santo Domingo, DR
WEIGHT: 180 **THROWS:** R **RESIDENCE:** Santo Domingo, DR
RECOMMENDED/SIGNED BY: Carlos Santana/Ramon Perez (Tigers)
SCHOOL: Cenapec High School
HOW OBTAINED: Signed by the Tigers as a non-drafted free agent on October 22, 2009.

CAREER HIGHLIGHTS:
2010: Selected to the Dominican Summer League's mid-season all-star squad.

Year	Club	AVG	G	AB	R	H	TB	2B	3B	HR	RBI	SH	SF	HB	BB	SO	SB	CS	OBP	SLG	E
2010	DSL Tigers	.242	57	194	21	47	54	5	1	0	15	0	1	1	12	33	2	2	.288	.278	15

COOPER, PATRICK JOHN

RIGHTHANDED PITCHER

HEIGHT: 6-3 **BATS:** R **BORN:** August 25, 1989 - Tampa, FL
WEIGHT: 213 **THROWS:** R **RESIDENCE:** Danville, KY
RECOMMENDED/SIGNED BY: Marty Miller (Tigers)
SCHOOL: Bradley University (IL)
HOW OBTAINED: Selected by the Tigers in the 14th round of the June 2010 draft.

CAREER HIGHLIGHTS:
2010: Finished 4-3 with a 3.08 ERA (52.2IP/18ER) in 15 outings (two starts) as a junior at Bradley University.
2009: Selected by Arizona in the 34th round of the June draft, but he did not sign...compiled an 8-1 record, 3.48 ERA (72.1IP/28ER) and 106 strikeouts as a sophomore at Des Moines Community College to earn NJCAA Division II All-America honors...saw action with Falmouth in the Cape Cod League during the summer, earning all-star honors after posting a 2-0 record, 0.66 ERA (27.1IP/2ER) and 39 strikeouts.
2008: Named the top prospect in the Jayhawk League by *Baseball America* -- posted a 5-3 record and 3.23 ERA for Hays during the summer.

Year	Club	W-L	ERA	G	GS	CG	SHO	SV	IP	H	AB	R	ER	HR	HB	BB	SO	WP	BK	AVG
2010	Connecticut	2-1	3.91	5	4	0	0	0	23.0	15	83	11	10	1	1	7	24	0	0	.181
	West Michigan	2-1	5.72	8	8	0	0	0	39.1	42	150	26	25	4	0	23	26	4	0	.280
MINOR LEAGUE TOTALS		4-2	5.05	13	12	0	0	0	62.1	57	233	37	35	5	1	30	50	4	0	.245

CORCINO, EDGAR A.

THIRD BASEMAN

HEIGHT: 6-0 **BATS:** S **BORN:** June 7, 1992 - Santo Domingo, DR
WEIGHT: 207 **THROWS:** R **RESIDENCE:** Toa Baja, PR
RECOMMENDED/SIGNED BY: Rolando Casanova/German Geigel (Tigers)
SCHOOL: Adolfinia Irizarry De Puig High School (PR)
HOW OBTAINED: Selected by the Tigers in the 26th round of the June 2009 draft.

Year	Club	AVG	G	AB	R	H	TB	2B	3B	HR	RBI	SH	SF	HB	BB	SO	SB	CS	OBP	SLG	E
2009	GCL Tigers	.160	8	25	2	4	8	1	0	1	4	1	0	0	4	10	0	0	.276	.320	0
2010	GCL Tigers	.218	27	87	8	19	22	3	0	0	9	1	0	0	8	27	2	1	.284	.253	10
MINOR LEAGUE TOTALS		.205	35	112	10	23	30	4	0	1	13	2	0	0	12	37	2	1	.282	.268	10

CORTEZ, LUIS CARLOS

INFIELDER

HEIGHT: 6-0 **BATS:** R **BORN:** January 8, 1992 - Anzoategui, VZ
WEIGHT: 155 **THROWS:** R **RESIDENCE:** Anzoategui, VZ
RECOMMENDED/SIGNED BY: Alejandro Rodriguez (Tigers)
SCHOOL: Liceo Barcelona
HOW OBTAINED: Signed by the Tigers as a non-drafted free agent on July 3, 2008.

CAREER HIGHLIGHTS:
2010: Tied for fifth in the Venezuelan Summer League with 52 strikeouts.
2009: Fourth in the Venezuelan Summer League with 55 strikeouts...led all league second basemen with a .940 fielding percentage and 114 assists, while he tied for the lead with 12 errors and 31 double plays.

Year	Club	AVG	G	AB	R	H	TB	2B	3B	HR	RBI	SH	SF	HB	BB	SO	SB	CS	OBP	SLG	E
2009	VSL Tigers	.212	61	208	25	44	65	11	2	2	20	3	1	9	15	55	3	5	.292	.313	15
2010	VSL Tigers	.267	58	206	28	55	79	12	0	4	19	7	1	5	19	52	2	4	.342	.383	15
MINOR LEAGUE TOTALS		.239	119	414	53	99	144	23	2	6	39	10	2	14	34	107	5	9	.317	.348	30

PLAYER DEVELOPMENT
AND SCOUTING



TIGERS MINOR LEAGUE PLAYERS

CRAFORT, SAMUEL

SHORTSTOP

HEIGHT: 6-0 BATS: S BORN: July 31, 1993 - San Pedro de Macoris, DR
 WEIGHT: 147 THROWS: R RESIDENCE: San Pedro de Macoris, DR
 RECOMMENDED/SIGNED BY: Miguel Rodriguez/Ramon Perez/Miguel Garcia (Tigers)
 HOW OBTAINED: Signed by the Tigers as a non-drafted free agent on January 5, 2010.

CAREER HIGHLIGHTS:

2010: Led the Dominican Summer League with 86 strikeouts.

Year	Club	AVG	G	AB	R	H	TB	2B	3B	HR	RBI	SH	SF	HB	BB	SO	SB	CS	OBP	SLG	E
2010	DSL Tigers	.157	57	198	27	31	45	5	3	1	7	3	1	5	36	86	6	6	.300	.227	21

CRNKOVICH, STEVEN EVAN (STEVE)

RIGHTHANDED PITCHER

HEIGHT: 6-4 BATS: R BORN: October 8, 1987 - Hinsdale, IL
 WEIGHT: 192 THROWS: R RESIDENCE: Downers Grove, IL

RECOMMENDED/SIGNED BY: Harold Zonder (Tigers)

SCHOOL: University of Tennessee

HOW OBTAINED: Signed by the Tigers as a non-drafted free agent on June 21, 2010.

CAREER HIGHLIGHTS:

2010: Tabbed the Tigers Minor League Pitcher of the Month for July after compiling a 4-2 record, 1.14 ERA (31.2IP/4ER) and 36 strikeouts in six outings (five starts).

Year	Club	W-L	ERA	G	GS	CG	SHO	SV	IP	H	AB	R	ER	HR	HB	BB	SO	WP	BK	AVG
2010	GCL Tigers	5-3	1.58	10	8	0	0	0	45.2	26	157	9	8	1	4	7	51	5	1	.166

CROSBY, CASEY W.

LEFTHANDED PITCHER

HEIGHT: 6-5 BATS: R BORN: September 17, 1988 - Kaneland, IL
 WEIGHT: 218 THROWS: L RESIDENCE: Sugar Grove, IL

RECOMMENDED/SIGNED BY: Marty Miller (Tigers)

SCHOOL: Kaneland High School (IL)

HOW OBTAINED: Selected by the Tigers in the fifth round of the June 2007 draft.

CAREER HIGHLIGHTS:

2010: Sidelined for the entire season, with the exception of three starts during an injury rehabilitation assignment with the Gulf Coast League Tigers, due to left elbow inflammation...named the sixth-best prospect in the Tigers organization following the season by *Baseball America*.

2009: Named the Tigers Minor League Pitcher of the Year and West Michigan's Pitcher of the Year...selected to both the Midwest League's mid- and post-season all-star squads...earned *Baseball America* Low Single A All-Star honors...named the best pitching prospect and rated as possessing the best fastball in the Midwest League by *Baseball America*...finished 14th in the league with a 2.08 ERA (17.1IP/4ER) in four starts during April, while he was 15th with a 2.84 ERA (25.1IP/8ER) in six starts during May...tabbed the Midwest League Pitcher of the Week for June 22-28 and July 20-26...fanned six batters as he earned the win with five hitless innings on June 28 versus Great Lakes to earn the honors June 22-28, while he posted a 2-0 record, 0.90 ERA (10.0IP/1ER) and 15 strikeouts in two starts to capture the honors July 20-26... tied for third in the league with three wins during June...finished 2-2 with a 1.33 ERA (27.0IP/4ER) and 33 strikeouts in six starts during July... fourth in the league with a 1.33 ERA during July, while he was fifth with 33 strikeouts...named the second-best prospect and rated as possessing the best fastball in the Tigers organization following the season by *Baseball America*...named the sixth-best prospect in the Midwest League following the season by *Baseball America*.

2008: On the disabled list until August 14 as he recovered from left elbow reconstruction surgery...named the fourth-best prospect in the Tigers organization following the season by *Baseball America*.

2007: Underwent left elbow reconstruction surgery on November 27, a procedure performed by Dr. James Andrews in Birmingham, AL... named the 13th-best prospect in the Tigers organization following the season by *Baseball America*...compiled a 6-2 record, 0.88 ERA and 92 strikeouts in 63.2 innings pitched as a senior at Kaneland High School.

Year	Club	W-L	ERA	G	GS	CG	SHO	SV	IP	H	AB	R	ER	HR	HB	BB	SO	WP	BK	AVG
2008	GCL Tigers	0-0	0.00	3	3	0	0	0	4.2	4	19	1	0	0	0	3	2	1	0	.211
2009	West Michigan	10-4	2.41	24	24	0	0	0	104.2	70	359	36	28	3	3	48	117	7	0	.195
2010	GCL Tigers#	0-1	8.76	3	3	0	0	0	12.1	21	55	15	12	1	0	4	10	3	0	.382
MINOR LEAGUE TOTALS		10-5	2.96	30	30	0	0	0	121.2	95	433	52	40	4	3	55	129	11	0	.219

CRUZ, ANTONIO JAVIER

LEFTHANDED PITCHER

HEIGHT: 5-11 BATS: L BORN: October 7, 1991 - Santo Domingo, DR
 WEIGHT: 199 THROWS: L RESIDENCE: Santo Domingo, DR

RECOMMENDED/SIGNED BY: Carlos Santana/Ramon Perez (Tigers)

SCHOOL: Juan Pablo Duarte

HOW OBTAINED: Signed by the Tigers as a non-drafted free agent on January 7, 2009.

CAREER HIGHLIGHTS:

2009: Tied for the lead in the Dominican Summer League with four balks.

Year	Club	W-L	ERA	G	GS	CG	SHO	SV	IP	H	AB	R	ER	HR	HB	BB	SO	WP	BK	AVG
2009	DSL Tigers	3-2	3.03	15	6	0	0	1	38.2	27	148	25	13	0	3	32	31	10	4	.182
2010	GCL Tigers	0-0	7.20	5	0	0	0	0	5.0	5	18	4	4	0	0	4	3	2	0	.278
	Connecticut	0-1	2.08	9	0	0	0	0	13.0	10	43	5	3	0	0	6	12	1	0	.233
	West Michigan	2-0	2.79	10	0	0	0	0	19.1	19	75	6	6	0	0	10	13	2	0	.253
MINOR LEAGUE TOTALS		5-3	3.08	39	6	0	0	1	76.0	61	284	40	26	0	3	52	59	15	4	.215



DE LA ROSA, EDGAR ALEXANDER

RIGHTHANDED PITCHER

HEIGHT: 6-6 **BATS:** R **BORN:** November 12, 1990 - El Seibo, DR
WEIGHT: 215 **THROWS:** R **RESIDENCE:** El Seibo, DR
RECOMMENDED/SIGNED BY: Miguel Rodriguez/Ramon Perez/Miguel Garcia (Tigers)
SCHOOL: Cenapec High School
HOW OBTAINED: Signed by the Tigers as a non-drafted free agent on February 11, 2009.
CAREER HIGHLIGHTS:
2010: Led the Dominican Summer League with nine losses.

Year	Club	W-L	ERA	G	GS	CG	SHO	SV	IP	H	AB	R	ER	HR	HB	BB	SO	WP	BK	AVG
2009	DSL Tigers	3-3	5.70	17	11	0	0	1	53.2	64	214	40	34	1	6	28	40	5	0	.299
2010	DSL Tigers	2-9	4.43	20	11	0	0	2	65.0	76	258	47	32	2	8	25	64	7	3	.295
MINOR LEAGUE TOTALS		5-12	5.01	37	22	0	0	3	118.2	140	472	87	66	3	14	53	104	12	3	.297

DE LOS SANTOS, CARLOS BLADIMIR

SECOND BASEMAN

HEIGHT: 6-0 **BATS:** S **BORN:** November 1, 1990 - San Pedro de Macoris, DR
WEIGHT: 177 **THROWS:** R **RESIDENCE:** San Pedro de Macoris, DR
RECOMMENDED/SIGNED BY: Miguel Rodriguez/Ramon Perez/Miguel Garcia (Tigers)
SCHOOL: Villa Progreso
HOW OBTAINED: Signed by the Tigers as a non-drafted free agent on February 18, 2010.

Year	Club	AVG	G	AB	R	H	TB	2B	3B	HR	RBI	SH	SF	HB	BB	SO	SB	CS	OBP	SLG	E
2010	DSL Tigers	.261	39	115	9	30	34	0	2	0	11	1	4	1	9	17	8	7	.310	.296	8

DEL ORBE, EMMANUEL

RIGHTHANDED PITCHER

HEIGHT: 6-3 **BATS:** R **BORN:** December 20, 1990 - Cotui, DR
WEIGHT: 188 **THROWS:** R **RESIDENCE:** Santo Domingo Norte, DR
RECOMMENDED/SIGNED BY: Ramon Perez (Tigers)
SCHOOL: Colegio Adventista Metropolitano
HOW OBTAINED: Signed by the Tigers as a non-drafted free agent on July 11, 2007.
CAREER HIGHLIGHTS:
2009: Tied for the lead in the Dominican Summer League with four wins during July.

Year	Club	W-L	ERA	G	GS	CG	SHO	SV	IP	H	AB	R	ER	HR	HB	BB	SO	WP	BK	AVG
2008	DSL Tigers	2-4	7.65	21	3	0	0	0	40.0	45	158	44	34	3	13	33	37	9	1	.285
2009	DSL Tigers	5-3	2.44	13	12	0	0	0	59.0	43	211	23	16	0	13	29	51	7	0	.204
2010	DSL Tigers	0-0	1.13	5	5	0	0	0	8.0	6	30	4	1	0	2	4	9	1	1	.200
MINOR LEAGUE TOTALS		7-7	4.29	39	20	0	0	0	107.0	94	399	71	51	3	28	66	97	17	2	.236

DELGADO, ALWIN DANIEL

SHORTSTOP

HEIGHT: 6-3 **BATS:** R **BORN:** November 3, 1992 - Santo Domingo, DR
WEIGHT: 175 **THROWS:** R **RESIDENCE:** Santo Domingo, DR
RECOMMENDED/SIGNED BY: Carlos Santana/Ramon Perez/Miguel Garcia (Tigers)
SCHOOL: Nuestra Sra. Del Carmen
HOW OBTAINED: Signed by the Tigers as a non-drafted free agent on July 2, 2009.

Year	Club	AVG	G	AB	R	H	TB	2B	3B	HR	RBI	SH	SF	HB	BB	SO	SB	CS	OBP	SLG	E
2010	DSL Tigers	.204	61	240	12	49	59	7	0	1	18	3	2	2	10	46	0	1	.240	.246	18

PLAYER DEVELOPMENT
AND SCOUTING



TIGERS MINOR LEAGUE PLAYERS

DRUCKER, SCOT CHARLES

HEIGHT: 6-1
WEIGHT: 205
RECOMMENDED/SIGNED BY: (Tigers)

BATS: R
THROWS: R

SCHOOL: University of Tennessee

HOW OBTAINED: Signed by the Tigers as a minor league free agent on July 28, 2008.

CAREER HIGHLIGHTS:

2010: Saw action with both Lacey in the Dominican Winter League and Mexicali in the Mexican Winter League following the season...did not allow a run in three outings with Lacey, tossing 1.1 innings...started three games with Mexicali, going 1-1 with a 7.50 ERA (12.0IP/10ER).

2009: Second in the International League with a 1.25 ERA (21.2IP/3ER) in six outings (three starts) during June...saw action with Peoria in the Arizona Fall League and Ponce in the Puerto Rican Winter League following the season...finished 1-1 with a 7.00 ERA (18.0IP/14ER) in seven outings (six starts) for Peoria, while he was 0-1 with an 11.74 ERA (7.2IP/10ER) in six games (one start) with Ponce.

2008: Released by Oakland on March 15...second in the American Association with a 2.41 ERA.

2007: Sidelined the entire season with right shoulder tendinitis.

2004: Selected by Oakland in the 13th round of the June draft...tied for fourth in the Northwest League with six saves...compiled an 8-3 record, 2.61 ERA (58.2IP/17ER), five saves and 65 strikeouts in 32 outings (one start) for the University of Tennessee.

2003: Appeared in 24 games during the summer for Thunder Bay in the Northwoods League, posting a 2-3 record, 3.66 ERA (46.2IP/19ER), four saves and 48 strikeouts.

Year	Club	W-L	ERA	G	GS	CG	SHO	SV	IP	H	AB	R	ER	HR	HB	BB	SO	WP	BK	AVG
2004	Vancouver	2-1	3.00	14	0	0	0	6	21.0	20	83	8	7	1	0	6	18	2	0	.241
2005	Kane County	2-3	2.86	21	0	0	0	11	22.0	22	86	13	7	1	2	9	24	2	0	.256
	Stockton	7-1	5.51	29	9	0	0	1	83.1	107	336	54	51	11	2	26	61	3	0	.318
2006	Stockton	9-6	4.78	37	11	0	0	2	113.0	135	455	66	60	10	3	29	73	6	0	.297
2007	Did not pitch - injured																			
2008	Grand Prairie	8-3	2.41	15	15	0	0	0	93.1	78	348	33	25	4	7	20	57	3	0	.224
	Erie	0-0	3.75	9	0	0	0	0	12.0	11	45	5	5	0	2	6	7	1	0	.244
2009	Toledo	8-3	4.78	29	16	0	0	0	113.0	116	435	63	60	13	8	38	77	3	0	.267
2010	Toledo	4-5	5.61	42	5	0	0	1	86.2	107	345	58	54	10	4	29	69	4	0	.310
MINOR LEAGUE TOTALS		40-22	4.45	196	56	0	0	21	544.1	596	2133	300	269	50	28	163	386	24	0	.279

RIGHTHANDED PITCHER

BORN: May 30, 1982 - Miami, FL
RESIDENCE: Miami, FL

DUFFEY, JACK WARREN

HEIGHT: 6-2
WEIGHT: 190
RECOMMENDED/SIGNED BY: Jim Rough (Tigers)

BATS: L
THROWS: L

SCHOOL: The Heritage School (GA)

HOW OBTAINED: Selected by the Tigers in the 28th round of the June 2010 draft.

LEFTHANDED PITCHER

BORN: April 18, 1992 - Newnan, GA
RESIDENCE: Franklin, GA

Year	Club	W-L	ERA	G	GS	CG	SHO	SV	IP	H	AB	R	ER	HR	HB	BB	SO	WP	BK	AVG
2010	GCL Tigers	1-0	0.00	8	0	0	0	1	12.2	4	40	0	0	0	0	5	14	0	0	.100

DURAN, DARLYN RAMON

HEIGHT: 6-0
WEIGHT: 160
RECOMMENDED/SIGNED BY: Cornelio Pena/Ramon Perez (Tigers)

BATS: L
THROWS: L

HOW OBTAINED: Signed by the Tigers as a non-drafted free agent on September 13, 2006.

CAREER HIGHLIGHTS:

2010: Second in the Dominican Summer League with 87 strikeouts...fourth among all league relievers with 11.19 strikeouts per nine innings.

LEFTHANDED PITCHER

BORN: March 3, 1989 - Cuero Duro, DR
RESIDENCE: San Victor, DR

Year	Club	W-L	ERA	G	GS	CG	SHO	SV	IP	H	AB	R	ER	HR	HB	BB	SO	WP	BK	AVG
2007	DSL Tigers	7-0	2.09	11	7	0	0	0	47.1	31	164	19	11	0	1	27	38	5	1	.189
2008	GCL Tigers	1-4	6.95	12	6	0	0	0	33.2	29	123	27	26	3	2	21	22	3	1	.236
2009	DSL Tigers	3-2	2.52	14	8	0	0	0	53.2	38	197	22	15	1	0	26	59	8	0	.193
2010	DSL Tigers	3-5	2.88	24	2	0	0	0	68.2	54	247	26	22	1	2	17	87	2	0	.219
MINOR LEAGUE TOTALS		14-11	3.28	61	23	0	0	0	203.1	152	731	94	74	5	5	91	206	18	2	.208



EICHHORN, KEVIN A.

HEIGHT: 6-0 BATS: R
 WEIGHT: 177 THROWS: R
 RECOMMENDED/SIGNED BY: (Tigers)
 SCHOOL: Aptos High School (CA)

RIGHTHANDED PITCHER

BORN: February 6, 1990 - Watsonville, CA
 RESIDENCE: Aptos, CA

HOW OBTAINED: Acquired by the Tigers along with Ryan Robowski from Arizona, in exchange for Armando Galarraga on January 24, 2011.

CAREER HIGHLIGHTS:

2010: Led the Pioneer League with 12 home runs allowed...fourth among all Pioneer League starters with 12.17 baserunners per nine innings, while he was fifth with 1.81 walks per nine innings...tied for the lead among Pioneer League pitchers with 17 assists.

2009: Named the 18th-best prospect in the Diamondbacks organization following the season by *Baseball America*.

2008: Selected by Arizona in the third round of the June draft...named the sixth-best prospect in the Diamondbacks organization following the season by *Baseball America*.

MISCELLANEOUS: Is the son of former major league pitcher Mark Eichhorn.

Year	Club	W-L	ERA	G	GS	CG	SHO	SV	IP	H	AB	R	ER	HR	HB	BB	SO	WP	BK	AVG
2008	Missoula	0-0	6.75	2	0	0	0	0	2.2	2	9	2	2	0	0	1	2	1	0	.222
2009	Missoula	0-2	3.38	10	0	0	0	0	16.0	13	58	7	6	1	0	9	25	1	0	.224
2010	Missoula	5-5	4.94	13	13	0	0	0	74.2	80	295	49	41	12	6	15	71	5	0	.271
	Yakima	0-1	4.50	1	1	0	0	0	6.0	6	23	3	3	0	0	3	5	0	0	.261
	Visalia	0-0	6.35	1	1	0	0	0	5.2	9	24	4	4	0	0	5	0	0	0	.375
MINOR LEAGUE TOTALS		5-8	4.80	27	15	0	0	0	105.0	110	409	65	56	13	6	28	108	7	0	.269

ENOS, RYAN ANTHONY

HEIGHT: 5-9 BATS: L
 WEIGHT: 180 THROWS: L
 RECOMMENDED/SIGNED BY: Tim Grieve (Tigers)
 SCHOOL: Dallas Baptist University

OUTFIELDER

BORN: December 19, 1987 - Dallas, TX
 RESIDENCE: Irving, TX

HOW OBTAINED: Signed by the Tigers as a non-drafted free agent on June 14, 2010.

CAREER HIGHLIGHTS:

2010: Selected to the New York-Penn League's mid-season all-star squad...hit .397 (93x234) with 66 runs scored, 19 doubles, two triples, 18 home runs and 59 RBI in 55 games during his senior season at Dallas Baptist University.

2009: Batted .376 (86x229) with 71 runs scored, 20 doubles, two triples, 17 home runs, 56 RBI and 13 stolen bases in 55 games as a junior at Dallas Baptist University...saw action in Fairbanks in the Alaska League during the summer, hitting .309 (46x149) with 25 runs scored, eight doubles, two home runs, 23 RBI and nine stolen bases.

2008: Hit .360 (73x203), 44 runs scored, 11 doubles, three triples, three home runs, 44 RBI and 16 stolen bases in 51 games during his sophomore season at Dallas Baptist University.

Year	Club	AVG	G	AB	R	H	TB	2B	3B	HR	RBI	SH	SF	HB	BB	SO	SB	CS	OBP	SLG	E
2010	Connecticut	.265	63	238	37	63	90	9	3	4	31	6	1	0	21	42	16	5	.323	.378	3

FAULK, KENNY LAMAR

HEIGHT: 6-0 BATS: L
 WEIGHT: 210 THROWS: L
 RECOMMENDED/SIGNED BY: Jim Rough (Tigers)
 SCHOOL: Kennesaw State University (GA)

LEFTHANDED PITCHER

BORN: May 27, 1987 - Kennesaw, GA
 RESIDENCE: Canton, GA

HOW OBTAINED: Selected by the Tigers in the 16th round of the June 2009 draft.

CAREER HIGHLIGHTS:

2010: Third among all Midwest League relievers with 12.03 strikeouts per nine innings.

2009: Selected to the New York-Penn League's mid-season all-star squad...tied for fourth in the league with 21 games finished...tied for the league lead with seven saves during July...earned All-Atlantic Sun Conference honors as a senior at Kennesaw State University after posting a 7-4 record, 3.16 ERA (42.2IP/15ER), four saves and 56 strikeouts in 26 outings.

2008: Finished 1-0 with a 3.34 ERA (29.2IP/11ER) and 40 strikeouts in 19 games (one start) as a junior at Kennesaw State University.

Year	Club	W-L	ERA	G	GS	CG	SHO	SV	IP	H	AB	R	ER	HR	HB	BB	SO	WP	BK	AVG
2009	Oneonta	2-2	2.83	25	0	0	0	9	28.2	22	104	13	9	3	1	15	28	0	0	.212
2010	West Michigan	5-4	2.16	49	0	0	0	12	58.1	52	221	17	14	0	1	30	78	9	0	.235
MINOR LEAGUE TOTALS		7-6	2.38	74	0	0	0	21	87.0	74	325	30	23	3	2	45	106	9	0	.228

PLAYER DEVELOPMENT
AND SCOUTING



TIGERS MINOR LEAGUE PLAYERS

FEENEY, TREVOR J.

HEIGHT: 6-1
WEIGHT: 185
RECOMMENDED/SIGNED BY: Marty Miller (Tigers)
SCHOOL: Northern Illinois University
HOW OBTAINED: Selected by the Tigers in the 31st round of the June 2008 draft.

BATS: R
THROWS: R

RIGHTHANDED PITCHER

BORN: June 4, 1986 - Joliet, IL
RESIDENCE: Channahon, IL

CAREER HIGHLIGHTS:

2010: Named West Michigan's Pitcher of the Year...led the Midwest League with 29 games started, 184.2 innings pitched and 216 hits allowed, while he tied for the lead with 12 wins, finished second with 13 losses and tied for fourth with one complete game...topped all league starters with 1.07 walks per nine innings...tied for the lead among all league pitchers with 15 putouts...tabbed the Midwest League Pitcher of the Week for May 10-16 after he earned the win as he went the distance in his only outing of the week on May 15 versus South Bend.

2008: Tabbed the New York-Penn League Pitcher of the Week for July 28-August 3 after fanning nine batters as he blanked Tri-City on one hit over eight innings of work to earn the win on August 1...started 13 games as a senior at Northern Illinois University, posting a 6-4 record and 4.82 ERA (93.1IP/50ER) to earn Second-Team All-Mid-American Conference honors.

2007: Selected by Kansas City in the 39th round of the June draft, but he did not sign...finished 6-7 with a 4.30 ERA (98.1IP/47ER) in 14 starts during his junior season at Northern Illinois University...made 11 starts for Madison in the Northwoods League during the summer, posting a 3-3 record and 3.49 ERA (69.2IP/27ER).

2006: Finished 4-4 with a 6.02 ERA (61.1IP/41ER) in 14 outings (10 starts) as a sophomore at Northern Illinois University...tabbed the Central Illinois Pitcher of the Year for his efforts with Twin City during the summer...compiled a 3-2 record, 3.38 ERA (40.0IP/15ER) and 40 strikeouts in 12 appearances (four starts) with Twin City.

Year	Club	W-L	ERA	G	GS	CG	SHO	SV	IP	H	AB	R	ER	HR	HB	BB	SO	WP	BK	AVG
2008	Oneonta	3-6	3.25	15	13	0	0	0	72.0	69	283	36	26	3	1	21	64	3	0	.244
2009	Lakeland	2-6	4.44	32	10	0	0	3	79.0	117	333	47	39	4	1	20	49	3	0	.351
2010	West Michigan	12-13	3.46	29	29	1	0	0	184.2	216	736	85	71	12	6	22	123	7	0	.293
MINOR LEAGUE TOTALS		17-25	3.65	76	52	1	0	3	335.2	402	1352	168	136	19	8	63	236	13	0	.297

FERRELL, JEFFREY ALAN (JEFF)

HEIGHT: 6-3
WEIGHT: 191
RECOMMENDED/SIGNED BY: Grant Britain (Tigers)
SCHOOL: Pitt Community College (NC)
HOW OBTAINED: Selected by the Tigers in the 26th round of the June 2010 draft.

BATS: R
THROWS: R

RIGHTHANDED PITCHER

BORN: November 23, 1990 - Charlotte, NC
RESIDENCE: Wilmington, NC

CAREER HIGHLIGHTS:

2010: Tied for the lead in the Gulf Coast League with two complete games and two shutouts, while he finished fourth with 57 strikeouts and tied for fifth with five losses and 11 games started...second among all Gulf Coast League starters with 8.95 strikeouts per nine innings, while he was fourth with a .242 batting average against and 1.88 walks per nine innings and fifth with 10.36 baserunners per nine innings...posted a 3-3 record, 4.97 ERA (29.0IP/16ER), four saves and 41 strikeouts in 14 outings as a freshman at Pitt Community College.

Year	Club	W-L	ERA	G	GS	CG	SHO	SV	IP	H	AB	R	ER	HR	HB	BB	SO	WP	BK	AVG
2010	GCL Tigers	5-5	3.14	11	11	2	2	0	57.1	52	215	26	20	2	2	12	57	1	1	.242
	Connecticut	0-0	4.26	2	0	0	0	0	6.1	7	22	3	3	0	1	3	7	1	0	.318
MINOR LEAGUE TOTALS		5-5	3.25	13	11	2	2	0	63.2	59	237	29	23	2	3	15	64	2	1	.249

FIELDS, DANIEL L.

HEIGHT: 6-2
WEIGHT: 205
RECOMMENDED/SIGNED BY: Tom Osowski (Tigers)
SCHOOL: University of Detroit Jesuit High School (MI)
HOW OBTAINED: Selected by the Tigers in the sixth round of the June 2009 draft.

BATS: L
THROWS: R

OUTFIELDER

BORN: January 23, 1991 - Detroit, MI
RESIDENCE: Detroit, MI

CAREER HIGHLIGHTS:

2010: Tabbed Lakeland's Player of the Year...topped all Florida State League outfielders with a .996 fielding percentage...named the fifth-best prospect and best athlete in the Tigers organization following the season by *Baseball America*.

2009: Named the ninth-best prospect, fastest baserunner and best athlete in the Tigers organization following the season by *Baseball America*...tabbed a Second-Team High School All-American by *Baseball America* after hitting .596 (34x57) with 50 runs scored, five doubles, a triple, 13 home runs, 43 RBI and 30 stolen bases during his senior season at the University of Detroit Jesuit High School...selected the MHSAA Mr. Baseball for the state of Michigan.

MISCELLANEOUS: Is the son of Bruce Fields, a former Tigers outfielder and coach.

Year	Club	AVG	G	AB	R	H	TB	2B	3B	HR	RBI	SH	SF	HB	BB	SO	SB	CS	OBP	SLG	E
2010	Lakeland	.240	109	375	33	90	139	13	6	8	47	1	2	5	55	119	8	9	.343	.371	1

TIGERS MINOR LEAGUE PLAYERS



FIGUEROA, ROBINSON

OUTFIELDER

HEIGHT: 6-1 **BATS:** R **BORN:** March 11, 1990 - Santo Domingo, DR
WEIGHT: 160 **THROWS:** R **RESIDENCE:** Santo Domingo, DR
RECOMMENDED/SIGNED BY: Carlos Santana/Ramon Perez (Tigers)
HOW OBTAINED: Signed by the Tigers as a non-drafted free agent on May 27, 2008.

Year	Club	AVG	G	AB	R	H	TB	2B	3B	HR	RBI	SH	SF	HB	BB	SO	SB	CS	OBP	SLG	E
2008	DSL Tigers	.149	65	174	20	26	43	5	3	2	15	1	3	6	17	58	7	3	.245	.247	2
2009	DSL Tigers	.171	43	105	20	18	27	7	1	0	8	2	0	6	13	32	2	2	.298	.257	3
2010	DSL Tigers	.212	12	33	4	7	8	1	0	0	4	1	0	1	2	9	0	0	.278	.242	2
MINOR LEAGUE TOTALS		.163	120	312	44	51	78	13	4	2	27	4	3	13	32	99	9	5	.267	.250	7

GAGNIER, DREW B.

RIGHTHANDED PITCHER

HEIGHT: 6-4 **BATS:** R **BORN:** September 21, 1988 - Santa Cruz, CA
WEIGHT: 225 **THROWS:** R **RESIDENCE:** Santa Cruz, CA
RECOMMENDED/SIGNED BY: Ryan Johnson (Tigers)
SCHOOL: University of Oregon

HOW OBTAINED: Selected by the Tigers in the 17th round of the June 2010 draft.

CAREER HIGHLIGHTS:

2010: Finished 0-2 with a 3.18 ERA (22.2IP/8ER), four saves and 25 strikeouts in 23 outings as a junior at the University of Oregon.

2009: Selected by Oakland in the 14th round of the June draft, but he did not sign...posted a 1-0 record, 2.70 ERA (30.0IP/9ER), seven saves and 30 strikeouts in 23 outings during his sophomore season at the University of Oregon.

2008: Saw action with Anchorage in the Alaska League during the summer.

MISCELLANEOUS: Is the brother of Tigers minor league pitcher L.J. Gagnier.

Year	Club	W-L	ERA	G	GS	CG	SHO	SV	IP	H	AB	R	ER	HR	HB	BB	SO	WP	BK	AVG
2010	Connecticut	1-0	2.95	19	0	0	0	0	36.2	35	140	17	12	2	1	24	38	4	0	.250

GAGNIER, LAUREN J. (L.J.)

RIGHTHANDED PITCHER

HEIGHT: 6-2 **BATS:** R **BORN:** February 28, 1985 - Santa Cruz, CA
WEIGHT: 215 **THROWS:** R **RESIDENCE:** Santa Cruz, CA
RECOMMENDED/SIGNED BY: Tim McWilliam (Tigers)
SCHOOL: Cal State Fullerton

HOW OBTAINED: Selected by the Tigers in the 10th round of the June 2006 draft.

CAREER HIGHLIGHTS:

2010: Named Toledo's Pitcher of the Year...tied for fifth in the International League with one complete game, while he finished seventh with a 3.51 ERA...third among all league starters with a .246 batting average against...led all league pitchers with six errors...tabbed the Tigers Minor League Pitcher of the Month for April after compiling a 2-0 record and 1.54 ERA (23.1IP/4ER) in four starts for Erie...started three games for Oriente in the Dominican Winter League following the season, posting a 5.54 ERA (13.0IP/8ER).

2009: Tabbed Lakeland's Pitcher of the Year...tied for the lead in the Florida State League with 15 home runs allowed, while he tied for third with two complete games and 123 strikeouts...third among all league starters with 8.44 strikeouts per nine innings...second in the league with 41 strikeouts during June, while he finished ninth with a 2.18 ERA (33.0IP/8ER) in five starts...tied for second in the league with four wins during July.

2008: Second in the Midwest League with 36 strikeouts during April.

2007: Tied for the lead in the Midwest League with 11 losses, while he finished fourth with 60 walks.

2006: An All-Big West Conference selection at Cal State Fullerton after compiling a 14-5 record and 2.80 ERA (131.2IP/41ER) in 21 games (19 games started)...tied for the lead among NCAA Division I pitchers with 14 wins...tabbed a Third-Team All-American by *Baseball America*.

2005: Finished 3-0 with a 3.49 ERA in 21 outings at Cal State Fullerton.

2004: Posted a 2-2 record and 4.50 ERA in 11 games at Cal State Fullerton.

MISCELLANEOUS: Is the brother of Tigers minor league pitcher Drew Gagnier.

Year	Club	W-L	ERA	G	GS	CG	SHO	SV	IP	H	AB	R	ER	HR	HB	BB	SO	WP	BK	AVG
2006	Oneonta	1-1	0.70	9	1	0	0	0	25.2	13	84	2	2	1	1	12	21	0	0	.155
2007	West Michigan	5-11	4.57	28	22	1	0	0	143.2	142	545	85	73	14	7	60	119	15	2	.261
2008	West Michigan	1-8	4.42	14	14	0	0	0	75.1	71	286	48	37	4	2	33	79	7	1	.248
	Lakeland	0-0	3.86	2	2	0	0	0	11.2	10	44	7	5	1	1	4	6	0	0	.227
	Erie	2-2	12.91	4	4	0	0	0	15.1	25	69	23	22	3	2	8	9	1	0	.362
2009	Toledo	3-3	5.66	7	7	0	0	0	35.0	38	133	24	22	3	1	22	32	3	0	.286
	Lakeland	9-10	3.83	23	22	2	0	0	134.0	126	510	65	57	15	11	40	123	4	1	.247
2010	Erie	1-0	2.03	2	2	0	0	0	13.1	12	52	3	3	0	0	3	11	2	0	.231
	Toledo	3-0	2.83	6	6	0	0	0	35.0	35	137	13	11	5	0	8	28	2	1	.255
MINOR LEAGUE TOTALS		32-42	4.12	116	100	4	0	0	609.2	583	2324	330	279	61	33	234	522	41	6	.251

PLAYER DEVELOPMENT
AND SCOUTING



TIGERS MINOR LEAGUE PLAYERS

GARCIA, RAMON EMILIO

LEFTHANDED PITCHER

HEIGHT: 6-2 **BATS:** L **BORN:** October 30, 1984 - Yamasa, DR
WEIGHT: 165 **THROWS:** L **RESIDENCE:** Santo Domingo, DR
RECOMMENDED/SIGNED BY: Ramon Pena (Tigers)
HOW OBTAINED: Signed by the Tigers as a non-drafted free agent on May 24, 2004.

CAREER HIGHLIGHTS:

2008: Tied for fifth in the Midwest League with three wins during April...tabbed the Midwest League Pitcher of the Week for May 5-11 after firing a three-hit shutout on May 8 at Lansing...tied for third in the league with one shutout.

2007: Sidelined June 29-August 23 with a left lat strain.

2006: Selected to the Midwest League's mid-season all-star squad...tied for the league lead with two shutouts, while he tied for fifth with two complete games...rated as possessing the best control in the Midwest League by *Baseball America*...tabbed the Tigers Minor League Pitcher of the Month for April after posting a 4-1 record and 1.45 ERA (31.0IP/5ER) in five starts...fired a one-hit shutout against Southwest Michigan on May 23 to earn Midwest League Pitcher of the Week honors for May 22-28...sidelined for the remainder of the season after landing on the disabled list on June 26 with a left shoulder strain.

2005: Tied for second in the Gulf Coast League with 10 games started, while he tied for fourth with five wins...third among all league starters with a .248 batting average against and fourth with 10.96 baserunners per nine innings...compiled a 3-1 record and 2.51 ERA (32.1IP/9ER) in five starts during July.

2004: Tied for second in the Dominican Summer League with nine wins.

Year	Club	W-L	ERA	G	GS	CG	SHO	SV	IP	H	AB	R	ER	HR	HB	BB	SO	WP	BK	AVG
2004	DSL Tigers	9-3	2.49	14	13	1	0	0	83.0	74	314	31	23	1	2	14	96	11	3	.236
2005	GCL Tigers	5-3	3.65	10	10	0	0	0	56.2	53	214	27	23	4	2	14	25	9	1	.248
2006	West Michigan	7-2	1.92	12	12	2	2	0	75.0	51	263	17	16	5	0	11	55	2	1	.194
2007	West Michigan	0-1	5.52	5	4	0	0	0	14.2	17	60	10	9	0	0	4	13	2	0	.283
	Lakeland	0-1	27.00	1	1	0	0	0	2.1	8	13	7	7	1	0	1	1	2	0	.615
2008	West Michigan	4-3	2.81	7	7	1	1	0	48.0	43	183	16	15	3	0	5	38	3	5	.235
	Lakeland	4-4	4.57	31	6	0	0	1	82.2	99	342	56	42	11	1	24	56	7	1	.289
2009	Erie	4-4	6.14	35	12	0	0	2	92.1	132	402	71	63	12	2	22	44	6	2	.328
2010	Lakeland	2-0	1.26	8	0	0	0	0	14.1	11	53	2	2	2	0	3	14	0	0	.208
	Erie	0-5	5.25	27	7	0	0	1	73.2	89	294	51	43	15	2	15	49	5	3	.303
	Toledo	1-0	9.00	3	0	0	0	0	3.0	6	12	3	3	1	0	0	2	0	0	.500
MINOR LEAGUE TOTALS		36-26	4.06	153	72	4	3	4	545.2	583	2150	291	246	55	9	113	393	47	16	.271

GAYHART, JARED MICHAEL

RIGHTHANDED PITCHER

HEIGHT: 6-3 **BATS:** L **BORN:** October 29, 1986 - Houston, TX
WEIGHT: 198 **THROWS:** R **RESIDENCE:** Katy, TX
RECOMMENDED/SIGNED BY: Tim Grieve (Tigers)

SCHOOL: Rice University (TX)

HOW OBTAINED: Selected by the Tigers in the 13th round of the June 2008 draft.

CAREER HIGHLIGHTS:

2009: Selected to the Midwest League's mid-season all-star squad...tabbed the Tigers Minor League Pitcher of the Month for May after going 1-1 with 1.89 ERA (19.0IP/4ER), one save and 18 strikeouts in 11 outings...tied for third in the Midwest League with three wins during June... named the 19th-best prospect in the Tigers organization following the season by *Baseball America*.

2008: Compiled a 2-0 record, 1.59 ERA (5.2IP/1ER) and six strikeouts in four outings as a junior at Rice University...hit .310 (74x239) with 55 runs scored, 15 doubles, four triples, six home runs and 47 RBI in 62 games as an outfielder for the school.

2007: Finished 0-1 with a 2.16 ERA (8.1IP/2ER) and one save in six appearances as a sophomore at Rice University...earned Second-Team All-Conference USA honors as an outfielder after hitting .339 (56x165) with nine doubles, five triples, four home runs and 42 RBI in 57 games.

2006: Saw action in 59 games with San Jacinto Junior College, batting .324 with two home runs and 31 RBI.

Year	Club	W-L	ERA	G	GS	CG	SHO	SV	IP	H	AB	R	ER	HR	HB	BB	SO	WP	BK	AVG
2008	GCL Tigers	1-0	4.82	10	0	0	0	2	9.1	11	33	6	5	0	2	6	6	2	0	.333
	Oneonta	0-1	11.57	3	0	0	0	0	2.1	2	9	5	3	0	0	7	4	1	0	.222
2009	West Michigan	5-3	1.97	24	0	0	0	3	45.2	24	154	11	10	2	0	15	49	3	0	.156
	Lakeland	0-0	0.77	7	0	0	0	0	11.2	5	39	1	1	0	0	0	10	0	0	.128
	Erie	1-1	4.45	10	4	0	0	0	28.1	32	109	17	14	0	5	18	20	5	0	.294
2010	Lakeland	4-4	2.51	23	0	0	0	9	32.1	26	113	9	9	1	2	11	33	1	0	.230
	Erie	0-4	6.06	22	0	0	0	1	32.2	30	120	23	22	3	7	20	28	1	0	.250
MINOR LEAGUE TOTALS		11-13	3.55	99	4	0	0	15	162.1	130	577	72	64	6	16	77	150	13	0	.225



GAYNOR, WADE RANDALL

HEIGHT: 6-2
WEIGHT: 210
RECOMMENDED/SIGNED BY: Harold Zonder (Tigers)
SCHOOL: Western Kentucky University
HOW OBTAINED: Selected by the Tigers in the third round of the June 2009 draft.

CAREER HIGHLIGHTS:

2010: Named West Michigan's Player of the Year...second in the Midwest League with 91 runs scored, while he tied for fifth with 39 doubles and 80 RBI...garnered Tigers Minor League Player of the Month honors for July after hitting .336 (36x107) with 12 doubles, two triples, a home run and 23 RBI in 27 games...named the 25th-best prospect in the Tigers organization following the season by *Baseball America*.
2009: Topped all New York-Penn League third basemen with a .952 fielding percentage and 107 assists...named the 24th-best prospect in the Tigers organization following the season by *Baseball America*...tabbed an All-Sun Belt Conference selection as a junior at Western Kentucky University after hitting .371 (93x251) with 83 runs scored, 20 doubles, four triples, 25 home runs, 78 RBI and 21 stolen bases in 62 games... named a Second-Team All-American by *Baseball America*.
2008: Batted .347 (90x259) with 56 runs scored, 24 doubles, a triple, 13 home runs, 48 RBI and 11 RBI during his sophomore season at Western Kentucky University to earn Second-Team All-Sun Belt Conference honors.
2007: Hit .323 (64x198) with 39 runs scored, seven doubles, five home runs, 30 RBI and six stolen bases as a freshman at Western Kentucky University...saw action with Elmira in the New York Collegiate Baseball League during the summer.

Year	Club	AVG	G	AB	R	H	TB	2B	3B	HR	RBI	SH	SF	HB	BB	SO	SB	CS	OBP	SLG	E
2009	Oneonta	.192	67	234	37	45	66	10	1	3	23	0	3	9	21	52	8	3	.281	.282	7
2010	West Michigan	.286	131	514	91	147	224	39	4	10	80	0	4	10	46	111	13	5	.354	.436	25
MINOR LEAGUE TOTALS		.257	198	748	128	192	290	49	5	13	103	0	7	19	67	163	21	8	.331	.388	32

GENTZLER, DANIEL RICHARD (DAN)

HEIGHT: 6-0
WEIGHT: 185
RECOMMENDED/SIGNED BY: Bill Buck (Tigers)
SCHOOL: University of Maryland
HOW OBTAINED: Signed by the Tigers as a non-drafted free agent on June 17, 2010.

CAREER HIGHLIGHTS:

2010: Finished 1-2 with a 4.94 ERA (31.0IP/17ER) and seven saves in 26 outings as a senior at the University of Maryland.
2009: Posted a 3-2 record, 3.13 ERA (37.1IP/13ER) and seven saves in 28 games during his junior season at the University of Maryland.
2008: Compiled a 2-2 record, 2.12 ERA (17.0IP/4ER) and one save in 12 appearances as a sophomore at the University of Maryland.

Year	Club	W-L	ERA	G	GS	CG	SHO	SV	IP	H	AB	R	ER	HR	HB	BB	SO	WP	BK	AVG
2010	GCL Tigers	2-2	1.88	10	0	0	0	0	14.1	11	53	4	3	1	1	2	11	0	0	.208
	Lakeland	2-0	4.00	15	0	0	0	1	18.0	22	72	8	8	1	1	6	11	0	0	.306
MINOR LEAGUE TOTALS		4-2	3.06	25	0	0	0	1	32.1	33	125	12	11	2	2	8	22	0	0	.264

GOMEZ, EDWIN J.

HEIGHT: 6-3
WEIGHT: 175
RECOMMENDED/SIGNED BY: Rolando Casanova/German Geigel (Tigers)
SCHOOL: Puerto Rico Baseball Academy High School
HOW OBTAINED: Selected by the Tigers in the fourth round of the June 2009 draft.

CAREER HIGHLIGHTS:

2009: Named the 30th-best prospect in the Tigers organization following the season by *Baseball America*...saw action in one game with Caguas in the Puerto Rican Winter League following the season.

Year	Club	AVG	G	AB	R	H	TB	2B	3B	HR	RBI	SH	SF	HB	BB	SO	SB	CS	OBP	SLG	E
2009	GCL Tigers	.190	45	153	12	29	33	4	0	0	12	7	1	0	9	31	1	1	.233	.216	3
2010	GCL Tigers	.226	46	168	11	38	44	2	2	0	19	0	3	1	11	49	5	1	.273	.262	2
MINOR LEAGUE TOTALS		.209	91	321	23	67	77	6	2	0	31	7	4	1	20	80	6	2	.254	.240	5

GOMEZ, GILBERT LUIS

HEIGHT: 6-0
WEIGHT: 165
RECOMMENDED/SIGNED BY: Alejandro Rodriguez (Tigers)
HOW OBTAINED: Signed by the Tigers as a non-drafted free agent on July 3, 2006.

CAREER HIGHLIGHTS:

2009: Third in the Venezuelan Summer League with 11 home runs...tied for second in the league with five home runs during June.

Year	Club	AVG	G	AB	R	H	TB	2B	3B	HR	RBI	SH	SF	HB	BB	SO	SB	CS	OBP	SLG	E
2007	VSL Tigers	.138	20	58	5	8	14	0	0	2	6	1	1	2	3	28	1	1	.203	.241	0
2008	VSL Tigers	.254	31	67	12	17	28	2	0	3	8	1	0	4	6	23	0	0	.351	.418	7
2009	VSL Tigers	.253	49	146	23	37	81	11	0	11	27	0	1	7	13	46	1	3	.341	.555	5
2010	GCL Tigers	.243	36	107	13	26	39	5	1	2	8	3	1	1	4	39	1	2	.274	.364	2
	Lakeland	.250	1	4	1	1	1	0	0	0	1	0	0	0	0	1	0	0	.250	.250	0
MINOR LEAGUE TOTALS		.233	137	382	54	89	163	18	1	18	50	5	3	14	26	137	3	6	.304	.427	14

THIRD BASEMAN

BORN: April 19, 1988 - Louisville, KY
RESIDENCE: Hawesville, KY

RIGHTHANDED PITCHER

BORN: October 19, 1987 - Bryn Mawr, PA
RESIDENCE: Berwyn, PA

OUTFIELDER

BORN: August 26, 1991 - Caguas, PR
RESIDENCE: Yabucoa, PR

FIRST BASEMAN/OUTFIELDER

BORN: April 3, 1990 - Caracas, VZ
RESIDENCE: La Guaira, VZ

PLAYER DEVELOPMENT
AND SCOUTING



TIGERS MINOR LEAGUE PLAYERS

GOMEZ, MARIANO JAVIER

LEFTHANDED PITCHER

HEIGHT: 6-6

BATS: L

BORN: September 12, 1982 - San Pedro Sula, Honduras

WEIGHT: 245

THROWS: L

RESIDENCE: San Pedro Sula, Honduras

RECOMMENDED/SIGNED BY: (Tigers)

SCHOOL: Instituto Tecnico

HOW OBTAINED: Signed by the Tigers as a minor league free agent on January 6, 2011.

CAREER HIGHLIGHTS:

2009: Third among all International League relievers with a .203 batting average against and 10.45 baserunners per nine innings.

2008: Signed by Atlanta as a minor league free agent on November 21.

2007: Signed by Minnesota as a minor league free agent on November 29.

2004: Named the 26th-best prospect in the Indians organization following the season by *Baseball America*.

2003: Named the 17th-best prospect in the Indians organization following the season by *Baseball America*.

1999: Signed by Cleveland as a non-drafted free agent on July 2.

Year	Club	W-L	ERA	G	GS	CG	SHO	SV	IP	H	AB	R	ER	HR	HB	BB	SO	WP	BK	AVG
2000	Burlington	0-5	4.31	13	11	0	0	0	54.1	77	226	44	26	7	1	16	30	5	3	.341
2001	Burlington	2-8	6.07	13	12	0	0	0	59.1	69	239	47	40	4	0	21	57	5	1	.289
	Mahoning Valley	1-0	5.40	1	1	0	0	0	5.0	5	19	3	3	1	0	2	6	1	0	.263
2002	Columbus	8-2	2.75	34	13	0	0	1	111.1	106	430	44	34	3	5	40	98	10	3	.247
2003	Kinston	6-4	3.67	18	18	1	0	0	100.2	91	375	49	41	11	4	38	69	2	0	.243
2004	Mahoning Valley#	0-0	0.00	1	1	0	0	0	2.0	2	6	0	0	0	0	0	3	0	0	.333
	Akron	0-1	5.31	7	3	0	0	0	20.1	27	86	14	12	2	2	8	15	0	3	.314
2005	Kinston	2-1	2.83	17	1	0	0	1	35.0	28	127	13	11	1	0	17	30	4	0	.220
	Akron	4-3	6.30	18	4	1	0	0	40.0	45	164	35	28	4	4	20	27	6	2	.274
2006	Kinston	2-3	3.86	22	8	0	0	0	56.0	57	211	28	24	4	0	23	41	5	0	.270
	Akron	0-0	9.82	3	1	0	0	0	7.1	14	36	8	8	1	1	1	5	0	0	.389
2007	Akron	3-3	4.05	48	1	0	0	2	66.2	54	235	30	30	6	6	24	53	3	0	.230
2008	Rochester	5-2	2.76	54	0	0	0	1	65.1	68	257	26	20	3	0	22	45	3	0	.265
2009	Gwinnett	8-4	1.99	47	0	0	0	8	72.1	51	251	18	16	3	4	29	36	1	1	.203
2010	Gwinnett	3-2	2.89	30	0	0	0	1	46.2	41	166	18	15	2	1	18	28	4	0	.247
MINOR LEAGUE TOTALS		44-38	3.73	326	74	2	0	14	742.1	735	2828	377	308	52	28	279	543	49	13	.260

GREEN, SCOTT AUSTIN

RIGHTHANDED PITCHER

HEIGHT: 6-7

BATS: R

BORN: August 10, 1985 - Dayton, OH

WEIGHT: 240

THROWS: R

RESIDENCE: Louisville, KY

RECOMMENDED/SIGNED BY: Harold Zonder (Tigers)

SCHOOL: University of Kentucky

HOW OBTAINED: Selected by the Tigers in the third round of the June 2008 draft.

CAREER HIGHLIGHTS:

2010: Sidelined for the entire season, with the exception of three outings with the Gulf Coast League Tigers during an injury rehabilitation assignment, with a right shoulder rotator cuff strain.

2009: Tied for fifth in the Florida State League with three saves during April...tied for third in the league with five saves during July...landed on the disabled list for the remainder of the season on August 3 with a right labrum tear...named the 28th-best prospect in the Tigers organization following the season by *Baseball America*.

2008: Named the 18th-best prospect in the Tigers organization following the season by *Baseball America*...compiled a 6-4 record, 4.76 ERA (56.2IP/30ER), two saves and 64 strikeouts in 20 games (eight starts) during his junior season at the University of Kentucky.

2007: Selected by Boston in the 15th round of the June draft, but he did not sign...in nine outings as a sophomore at the University of Kentucky, he finished 2-0 with a 3.06 ERA (17.2IP/6ER), one save and 20 strikeouts...named the sixth-best prospect in the Cape Cod League by *Baseball America* after posting a 3-1 record, 1.56 ERA (40.1IP/7ER), one save and 35 strikeouts in nine games (eight starts) for Yarmouth-Dennis during the summer.

2006: Received a medical redshirt at the University of Kentucky after undergoing right elbow reconstruction surgery.

2005: Appeared in 18 games (seven starts) as a freshman at the University of Kentucky, he finished 2-4 with a 4.85 ERA (42.2IP/23ER), three saves and 35 strikeouts.

Year	Club	W-L	ERA	G	GS	CG	SHO	SV	IP	H	AB	R	ER	HR	HB	BB	SO	WP	BK	AVG
2008	West Michigan	1-2	3.57	15	0	0	0	2	17.2	14	64	9	7	1	1	5	15	4	1	.219
2009	Lakeland	3-4	3.25	32	0	0	0	11	36.0	42	142	21	13	3	2	14	35	2	0	.296
2010	GCL Tigers#	0-0	0.00	3	0	0	0	0	4.0	1	14	0	0	0	0	2	5	0	0	.071
MINOR LEAGUE TOTALS		4-6	3.12	50	0	0	0	13	57.2	57	220	30	20	4	3	21	55	6	1	.259

TIGERS MINOR LEAGUE PLAYERS



GUICHARDO, RAYNI MIGUEL

LEFTHANDED PITCHER

HEIGHT: 6-1 **BATS:** L **BORN:** August 13, 1991 - Valverde Mao, DR
WEIGHT: 165 **THROWS:** L **RESIDENCE:** Valverde Mao, DR
RECOMMENDED/SIGNED BY: Ramon Perez/Miguel Garcia (Tigers)
SCHOOL: Jose Francisco Pena Gomez
HOW OBTAINED: Signed by the Tigers as a non-drafted free agent on December 7, 2007.

CAREER HIGHLIGHTS:

2010: Second in the New York-Penn League with 37 walks allowed.
2009: Tied for the lead in the Gulf Coast League with six home runs allowed, while he finished second with 67.2 innings pitched, tied for second with 31 walks and tied for fourth with 11 games started...third among all league starters with a .189 batting average against...third in the league with a 1.23 ERA (29.1IP/4ER) in five starts during July...went the distance in the first game of a doubleheader on August 14 at the Gulf Coast League Blue Jays to tie for the league lead with one complete game...tied for second in the league with three wins during August.
2008: Tied for the lead in the Dominican Summer League with three wins during August.

Year	Club	W-L	ERA	G	GS	CG	SHO	SV	IP	H	AB	R	ER	HR	HB	BB	SO	WP	BK	AVG
2008	DSL Tigers	3-5	3.90	16	13	0	0	0	62.1	56	238	34	27	2	5	20	79	9	0	.235
2009	GCL Tigers	4-4	1.73	11	11	1	0	0	67.2	43	228	14	13	6	1	31	48	2	0	.189
	Lakeland	0-0	3.60	1	1	0	0	0	5.0	5	21	3	2	0	0	2	1	1	0	.238
2010	Connecticut	4-5	3.86	14	14	0	0	0	63.0	70	251	33	27	3	0	37	38	4	1	.279
MINOR LEAGUE TOTALS		11-14	3.14	42	39	1	0	0	198.0	174	738	84	69	11	6	90	166	16	1	.236

GUILARTE, JULIO CESAR

RIGHTHANDED PITCHER

HEIGHT: 6-3 **BATS:** R **BORN:** May 17, 1992 - Edo Anzoategui, VZ
WEIGHT: 170 **THROWS:** R **RESIDENCE:** Edo Anzoategui, VZ
RECOMMENDED/SIGNED BY: Alejandro Rodriguez (Tigers)
HOW OBTAINED: Signed by the Tigers as a non-drafted free agent on January 29, 2009.

CAREER HIGHLIGHTS:

2009: Led the Venezuelan Summer League with 46 runs allowed, 43 earned runs allowed and 13 hit batsmen, while he tied for the lead with three balks and tied for second with six losses...tied for second in the league with 27 strikeouts during June.

Year	Club	W-L	ERA	G	GS	CG	SHO	SV	IP	H	AB	R	ER	HR	HB	BB	SO	WP	BK	AVG
2009	VSL Tigers	3-6	6.63	15	11	0	0	0	58.1	70	235	46	43	5	13	18	53	12	3	.298
2010	VSL Tigers	3-1	3.59	18	4	0	0	1	47.2	47	178	26	19	2	2	21	27	4	3	.264
MINOR LEAGUE TOTALS		6-7	5.26	33	15	0	0	1	106.0	117	413	72	62	7	15	39	80	16	6	.283

GULLIVER, JAMES GLENN (JIMMY)

INFIELDER

HEIGHT: 5-11 **BATS:** L **BORN:** June 6, 1986 - Detroit, MI
WEIGHT: 180 **THROWS:** R **RESIDENCE:** Allen Park, MI
RECOMMENDED/SIGNED BY: Tom Osowski (Tigers)
SCHOOL: Eastern Michigan University
HOW OBTAINED: Selected by the Tigers in the 20th round of the June 2009 draft.

CAREER HIGHLIGHTS:

2009: Led all New York-Penn League shortstops with 21 errors...earned Second-Team All-Mid-American Conference honors as a junior at Eastern Michigan University after hitting .338 (77x228) with 61 runs scored, 13 doubles, five triples, 14 home runs, 61 RBI and 12 stolen bases in 60 games.

MISCELLANEOUS: Is the son of Glenn Gulliver, former major league infielder and an eighth-round selection of the Tigers in 1976.

Year	Club	AVG	G	AB	R	H	TB	2B	3B	HR	RBI	SH	SF	HB	BB	SO	SB	CS	OBP	SLG	E
2009	Oneonta	.196	52	148	20	29	33	2	1	0	18	2	4	1	19	38	3	1	.285	.223	21
2010	West Michigan	.255	42	145	16	37	51	6	1	2	18	0	3	0	12	42	3	4	.306	.352	6
MINOR LEAGUE TOTALS		.225	94	293	36	66	84	8	2	2	36	2	7	1	31	80	6	5	.295	.287	27

GUZMAN, RAYNOLDS

CATCHER

HEIGHT: 6-0 **BATS:** R **BORN:** March 16, 1990 - Santo Domingo, DR
WEIGHT: 185 **THROWS:** R **RESIDENCE:** Santo Domingo, DR
RECOMMENDED/SIGNED BY: Carlos Santana/Ramon Perez (Tigers)
SCHOOL: Liceo Estados Unidos de America
HOW OBTAINED: Signed by the Tigers as a non-drafted free agent on September 27, 2007.

CAREER HIGHLIGHTS:

2010: Tied for the lead among all Dominican Summer League catchers with four double plays.
2009: Led the Dominican Summer League with 11 grounded into double plays...topped all league catchers with 427 total chances and 378 putouts.

Year	Club	AVG	G	AB	R	H	TB	2B	3B	HR	RBI	SH	SF	HB	BB	SO	SB	CS	OBP	SLG	E
2008	DSL Tigers	.254	36	114	11	29	35	6	0	0	16	0	2	5	9	20	0	2	.331	.307	5
2009	DSL Tigers	.249	60	225	24	56	65	6	0	1	20	0	1	9	8	20	0	3	.300	.289	5
2010	DSL Tigers	.261	41	134	8	35	42	4	0	1	12	3	0	5	5	12	2	0	.313	.313	10
MINOR LEAGUE TOTALS		.254	137	473	43	120	142	16	0	2	48	3	3	19	22	52	2	5	.311	.300	20

PLAYER DEVELOPMENT
AND SCOUTING



TIGERS MINOR LEAGUE PLAYERS

HAMILTON, CORY D.

RIGHTHANDED PITCHER

HEIGHT: 6-1 **BATS:** R **BORN:** April 15, 1988 - Sonora, CA
WEIGHT: 195 **THROWS:** R **RESIDENCE:** Elk Grove, CA
RECOMMENDED/SIGNED BY: Steve Pack (Tigers)
SCHOOL: University of California-Irvine
HOW OBTAINED: Selected by the Tigers in the 23rd round of the June 2009 draft.
CAREER HIGHLIGHTS:
2007: Saw action with Brewster in the Cape Cod League during the summer.

Year	Club	W-L	ERA	G	GS	CG	SHO	SV	IP	H	AB	R	ER	HR	HB	BB	SO	WP	BK	AVG
2009	Oneonta	4-5	3.02	17	5	0	0	0	44.2	47	175	22	15	1	1	20	32	1	0	.269
2010	West Michigan	0-0	0.84	4	0	0	0	2	10.2	9	37	1	1	0	0	4	9	0	0	.243
	Lakeland	0-0	0.57	10	0	0	0	2	15.2	10	54	1	1	1	0	3	6	1	0	.185
	Erie	4-1	4.62	26	0	0	0	0	37.0	34	137	23	19	2	2	31	26	3	0	.248
MINOR LEAGUE TOTALS		8-6	3.00	57	5	0	0	4	108.0	100	403	47	36	4	3	58	73	5	0	.248

HAMILTON, JOEY BRANDON (BRANDON)

RIGHTHANDED PITCHER

HEIGHT: 6-3 **BATS:** R **BORN:** December 25, 1988 - Montgomery, AL
WEIGHT: 220 **THROWS:** R **RESIDENCE:** Deatsville, AL
RECOMMENDED/SIGNED BY: Jim Rough (Tigers)
SCHOOL: Stanhope Elmore High School (AL)
HOW OBTAINED: Selected by the Tigers in the first round (60th overall) of the June 2007 draft.
CAREER HIGHLIGHTS:
2010: Spent the entire season on the restricted list.
2009: Tied for fifth in the Midwest League with 61 walks allowed.
2008: Named the Gulf Coast League Tigers Pitcher of the Year...tied for third in the Gulf Coast League with five wins...compiled a five-game winning streak July 4-August 11, tied for the second-longest such streak in the league...tied for the league lead with four wins during July, while he was fourth with a 1.64 ERA (22.0IP/4ER)...named the 26th-best prospect in the Tigers organization following the season by *Baseball America*.
2007: Named the 10th-best prospect and rated as possessing the best curveball in the Tigers organization following the season by *Baseball America*.

Year	Club	W-L	ERA	G	GS	CG	SHO	SV	IP	H	AB	R	ER	HR	HB	BB	SO	WP	BK	AVG
2007	GCL Tigers	1-1	3.10	7	5	0	0	0	20.1	12	70	9	7	2	2	12	23	3	1	.171
2008	GCL Tigers	5-1	1.86	9	7	0	0	0	38.2	27	145	12	8	1	2	13	42	3	2	.186
	West Michigan	0-5	5.01	8	6	0	0	0	32.1	34	119	25	18	2	0	28	22	1	0	.286
2009	West Michigan	5-5	7.09	30	20	0	0	0	99.0	112	391	79	78	11	3	61	71	9	2	.286
2010	Did not pitch																			
MINOR LEAGUE TOTALS		11-12	5.25	54	38	0	0	0	190.1	185	725	125	111	16	7	114	158	16	5	.255

HENRY, JUSTIN TAYLOR

INFIELDER/OUTFIELDER

HEIGHT: 6-3 **BATS:** L **BORN:** April 30, 1985 - Houston, MS
WEIGHT: 180 **THROWS:** R **RESIDENCE:** Vicksburg, MS
RECOMMENDED/SIGNED BY: Jim Rough (Tigers)
SCHOOL: University of Mississippi
HOW OBTAINED: Selected by the Tigers in the ninth round of the June 2007 draft.
CAREER HIGHLIGHTS:
2009: Fanned once every 11.95 plate appearances, the fourth-toughest batter in the Florida State League to strike out...finished 11th in the league with a .324 batting average (24x74) in 20 games during May.
2008: Named the West Michigan Player of the Year...sixth in the Midwest League with a .295 batting average...fanned once every 14.78 plate appearances, the toughest batter in the league to strike out...topped all league second basemen with 564 total chances, 213 putouts, 332 assists and 78 double plays...shared TOPPS Midwest League Player of the Month honors for July after leading the league with a .396 batting average (38x96) in 24 games during the month.
2007: Selected to the New York-Penn League's mid-season all-star squad...finished second in the league with 85 hits, while he was third with a .340 batting average and tied for fourth with 49 runs scored...second-hardest batter to fan in the league, striking out once every 13.45 plate appearances...sixth in the league with a .354 batting average (35x99) in 28 games during July...batted .381 (99x260) with 52 runs scored, 14 doubles, eight triples, 38 RBI and 22 stolen bases in 65 games during his junior season at the University of Mississippi...named to the All-Tournament Team at the Southeastern Conference Tournament.
2006: Hit .332 (89x268) with 65 runs scored, 12 doubles, three triples, a home run, 30 RBI and 18 stolen bases as a sophomore at the University of Mississippi...saw action with Bourne in the Cape Cod League during the summer, hitting .237 (36x152) with 18 runs scored, two doubles, 19 RBI and 15 stolen bases.
2005: Batted .374 (46x123) as a freshman at the University of Mississippi, scoring 31 runs and collecting two doubles, three triples, two home runs, 26 RBI and seven stolen bases...played for Thomasville in the Coastal Plain League during the summer, hitting .335 (62x185) with 39 runs scored, 12 doubles, two triples, two home runs, 22 RBI and 13 stolen bases in 49 games.

TIGERS MINOR LEAGUE PLAYERS



(Henry, cont.)

Year	Club	AVG	G	AB	R	H	TB	2B	3B	HR	RBI	SH	SF	HB	BB	SO	SB	CS	OBP	SLG	E
2007	Oneonta	.340	67	250	49	85	103	11	2	1	31	4	4	5	33	22	14	7	.421	.412	8
2008	West Michigan	.295	120	475	74	140	171	24	2	1	46	7	3	3	44	36	27	7	.356	.360	19
2009	Lakeland	.257	116	424	56	109	131	14	4	0	43	6	1	2	45	40	22	7	.331	.309	8
2010	Erie	.260	67	200	28	52	71	12	2	1	15	4	1	0	36	40	9	6	.371	.355	7
	Toledo	.269	44	156	18	42	52	8	1	0	14	2	2	1	18	25	9	4	.345	.333	1
MINOR LEAGUE TOTALS		.284	414	1505	225	428	528	69	11	3	149	23	11	11	176	163	81	31	.361	.351	43

HERNANDEZ, DANIEL DEJESUS (DANNY)

RIGHTHANDED PITCHER

HEIGHT: 6-1 **BATS:** R **BORN:** November 2, 1992 - Anzoategui, VZ
WEIGHT: 160 **THROWS:** R **RESIDENCE:** Anzoategui, VZ
RECOMMENDED/SIGNED BY: Alejandro Rodriguez (Tigers)
HOW OBTAINED: Signed by the Tigers as a non-drafted free agent on January 26, 2010.

Year	Club	W-L	ERA	G	GS	CG	SHO	SV	IP	H	AB	R	ER	HR	HB	BB	SO	WP	BK	AVG
2010	VSL Tigers	2-2	6.00	13	2	0	0	0	27.0	37	108	24	18	1	3	18	19	7	4	.343

HESS, KEVAN J.

RIGHTHANDED PITCHER

HEIGHT: 6-2 **BATS:** R **BORN:** March 30, 1988 - Kalamazoo, MI
WEIGHT: 190 **THROWS:** R **RESIDENCE:** Kalamazoo, MI
RECOMMENDED/SIGNED BY: Tom Osowski (Tigers)
SCHOOL: Western Michigan University
HOW OBTAINED: Selected by the Tigers in the 14th round of the June 2009 draft.

Year	Club	W-L	ERA	G	GS	CG	SHO	SV	IP	H	AB	R	ER	HR	HB	BB	SO	WP	BK	AVG
2009	Oneonta	2-0	4.30	20	1	0	0	0	44.0	50	180	21	21	0	1	19	35	6	0	.278
2010	Connecticut	2-0	2.87	12	0	0	0	1	15.2	16	58	7	5	1	0	5	16	2	0	.276
	West Michigan	0-1	8.00	10	0	0	0	1	18.0	17	70	17	16	1	2	17	15	3	0	.243
MINOR LEAGUE TOTALS		4-1	4.87	42	1	0	0	2	77.2	83	308	45	42	2	3	41	66	11	0	.269

HIDALGO, LUIS CARLOS

RIGHTHANDED PITCHER

HEIGHT: 6-1 **BATS:** R **BORN:** January 18, 1991 - Cotui, DR
WEIGHT: 170 **THROWS:** R **RESIDENCE:** Cotui, DR
RECOMMENDED/SIGNED BY: Aldo Perez/Ramon Perez (Tigers)
HOW OBTAINED: Signed by the Tigers as a non-drafted free agent on October 22, 2009.

Year	Club	W-L	ERA	G	GS	CG	SHO	SV	IP	H	AB	R	ER	HR	HB	BB	SO	WP	BK	AVG
2010	DSL Tigers	3-7	2.81	19	12	0	0	0	67.1	72	263	37	21	2	10	17	70	7	1	.274

HOCH, LOGAN ALAN

LEFTHANDED PITCHER

HEIGHT: 6-2 **BATS:** L **BORN:** May 5, 1987 - Wichita, KS
WEIGHT: 185 **THROWS:** L **RESIDENCE:** Wichita, KS
RECOMMENDED/SIGNED BY: Chris Wimmer (Tigers)
SCHOOL: Wichita State University
HOW OBTAINED: Selected by the Tigers in the 30th round of the June 2010 draft.

CAREER HIGHLIGHTS:
2010: Finished 2-1 with a 2.18 ERA (33.0IP/8ER) and four saves in 23 outings as a senior at Wichita State University.

Year	Club	W-L	ERA	G	GS	CG	SHO	SV	IP	H	AB	R	ER	HR	HB	BB	SO	WP	BK	AVG
2010	Connecticut	1-1	5.64	22	0	0	0	4	30.1	30	115	21	19	1	3	19	32	5	0	.261

HOFFMAN, MATTHEW C. (MATT)

LEFTHANDED PITCHER

HEIGHT: 6-2 **BATS:** L **BORN:** November 18, 1988 - Owasso, OK
WEIGHT: 195 **THROWS:** L **RESIDENCE:** Nixa, MO
RECOMMENDED/SIGNED BY: Steve Taylor (Tigers)
SCHOOL: Owasso High School (OK)
HOW OBTAINED: Selected by the Tigers in the 26th round of the June 2007 draft.

CAREER HIGHLIGHTS:
2010: Named the 16th-best prospect in the Tigers organization following the season by *Baseball America*...posted a 7.27 ERA (8.2IP/7ER) and nine strikeouts in nine outings with Surprise in the Arizona Fall League following the season.
2009: Tied for second in the Midwest League with three wins during April, while he finished seventh with a 1.56 ERA (17.1IP/3ER) in four appearances (one start)...fired a six-hit shutout in the second game of a doubleheader on May 21 at Tampa to tie for second in the Florida State League with one shutout.
2008: Compiled a 2.49 ERA (25.1IP/7ER) in five starts during August, tied for 14th-best in the New York-Penn League.
2007: Posted an 8-1 record as a senior at Owasso High School...fired a three-hit shutout to lead his school to a 1-0 win over Edmond Memorial High School for the school's ninth state championship.

PLAYER DEVELOPMENT
AND SCOUTING



TIGERS MINOR LEAGUE PLAYERS

(Hoffman, cont.)

Year	Club	W-L	ERA	G	GS	CG	SHO	SV	IP	H	AB	R	ER	HR	HB	BB	SO	WP	BK	AVG
2008	Oneonta	3-5	3.05	12	10	0	0	0	56.0	49	207	24	19	1	2	24	44	5	0	.237
	West Michigan	0-2	4.60	5	2	0	0	0	15.2	19	67	10	8	1	0	14	20	3	0	.284
2009	West Michigan	5-0	1.12	7	3	0	0	1	40.1	24	142	5	5	1	0	8	33	0	0	.169
	Lakeland	3-7	6.79	16	10	1	1	0	62.1	79	256	52	47	9	3	21	32	3	1	.309
2010	Lakeland	0-1	1.59	16	0	0	0	3	22.2	17	79	5	4	1	0	2	18	0	0	.215
	Erie	1-2	7.43	26	0	0	0	0	26.2	36	117	26	22	3	0	20	22	2	1	.308
	Toledo	0-0	10.38	3	0	0	0	0	4.1	9	19	5	5	1	0	4	4	1	0	.474
MINOR LEAGUE TOTALS		12-17	4.34	85	25	1	1	4	228.0	233	887	127	110	17	5	93	173	14	2	.263

JACOBS, VIJANDRICK JUVIANI

LEFTHANDED PITCHER

HEIGHT: 5-10

BATS: L

BORN: February 20, 1994 - Oranjestad, Aruba

WEIGHT: 185

THROWS: L

RESIDENCE: Santa Cruz, Aruba

RECOMMENDED/SIGNED BY: Pedro Chavez (Tigers)

SCHOOL: Colegio Arubano

HOW OBTAINED: Signed by the Tigers as a non-drafted free agent on July 2, 2010.

Year	Club	W-L	ERA	G	GS	CG	SHO	SV	IP	H	AB	R	ER	HR	HB	BB	SO	WP	BK	AVG
------	------	-----	-----	---	----	----	-----	----	----	---	----	---	----	----	----	----	----	----	----	-----

(2011 will be first professional season)

JOHNSON, JAMIE ELLIOT

OUTFIELDER

HEIGHT: 5-9

BATS: L

BORN: April 26, 1987 - Minden, LA

WEIGHT: 185

THROWS: R

RESIDENCE: Monroe, LA

RECOMMENDED/SIGNED BY: Chris Wimmer (Tigers)

SCHOOL: University of Oklahoma

HOW OBTAINED: Selected by the Tigers in the seventh round of the June 2009 draft.

CAREER HIGHLIGHTS:

2010: Second in the Midwest League with 98 walks, while he finished fifth with a .413 on-base percentage...batted .384 (28x73) in 21 games during June -- led the Midwest League with a .384 batting average during the month...rated as possessing the best strike-zone discipline in the Tigers organization following the season by *Baseball America*.

2009: Led the New York-Penn League with 73 games, while he tied for the lead with seven triples and finished second with 270 at-bats...

topped all league outfielders with 167 total chances and 159 putouts...an All-Big 12 Conference selection as a junior at the University of Oklahoma after hitting .353 (90x255) with 76 runs scored, 17 doubles, five triples, 13 home runs, 44 RBI and 18 stolen bases in 63 games.

2008: Batted .344 (77x224) with 58 runs scored, 12 doubles, three triples, five home runs, 27 RBI and 20 stolen bases in 63 games during his sophomore season at the University of Oklahoma to earn Honorable Mention All-Big 12 Conference honors...saw action with Bourne in the Cape Cod League during the summer, hitting .250 (29x116) with 13 runs scored, three doubles, a triple, two home runs, 16 RBI and three stolen bases.

2007: Hit .471 (74x157) with 15 doubles, five triples, three home runs, 36 RBI and 21 stolen bases as a freshman at Texarkana Junior College...earned Texas Collegiate League all-star honors during the summer after hitting .321 with Weatherford.

2006: Selected by Colorado in the 50th round of the June draft out of West Ouachita High School in Louisiana, but he did not sign.

Year	Club	AVG	G	AB	R	H	TB	2B	3B	HR	RBI	SH	SF	HB	BB	SO	SB	CS	OBP	SLG	E
2009	Oneonta	.241	73	270	38	65	99	11	7	3	20	1	0	2	41	50	7	4	.345	.367	1
2010	West Michigan	.284	122	443	76	126	172	21	8	3	41	6	5	3	98	76	11	7	.413	.388	6
MINOR LEAGUE TOTALS		.268	195	713	114	191	271	32	15	6	61	7	5	5	139	126	18	11	.389	.380	7

JONES, CLAY H.

FIRST BASEMAN

HEIGHT: 6-3

BATS: R

BORN: November 11, 1987 - Birmingham, AL

WEIGHT: 220

THROWS: R

RESIDENCE: Brent, AL

RECOMMENDED/SIGNED BY: Bryson Barber (Tigers)

SCHOOL: University of Alabama

HOW OBTAINED: Selected by the Tigers in the 32nd round of the June 2010 draft.

CAREER HIGHLIGHTS:

2010: Hit .313 (78x249) with 53 runs scored, 14 doubles, 17 home runs and 66 RBI in 67 games as a senior at the University of Alabama.

2009: Batted .336 (43x128) with seven doubles, seven home runs and 37 RBI in 41 games during his junior season at the University of Alabama...saw action with Vermont in the New England Collegiate Baseball League during the summer, earning league all-star honors after hitting .336 (40x119) with four doubles, two home runs and 21 RBI.

2006: Selected by Milwaukee in the 36th round of the June draft out of Bibb County High School in Alabama, but he did not sign.

Year	Club	AVG	G	AB	R	H	TB	2B	3B	HR	RBI	SH	SF	HB	BB	SO	SB	CS	OBP	SLG	E
2010	West Michigan	.270	50	189	22	51	67	10	0	2	24	0	2	6	17	31	1	0	.346	.354	4

TIGERS MINOR LEAGUE PLAYERS



JONES, COREY FRANK

SECOND BASEMAN

HEIGHT: 6-0 **BATS:** L **BORN:** September 14, 1987 - Anaheim, CA
WEIGHT: 202 **THROWS:** R **RESIDENCE:** Camarillo, CA
RECOMMENDED/SIGNED BY: Phil Huttman (Tigers)
SCHOOL: Cal State Fullerton
HOW OBTAINED: Selected by the Tigers in the seventh round of the June 2010 draft.

CAREER HIGHLIGHTS:

2010: Rated as having the fourth-best pro debut among college players selected in the draft by *Baseball America*...batted .395 (45x114) with 12 doubles and 19 RBI in 28 games during August -- third in the Midwest League with a .395 batting average and 45 hits during the month, while he tied for third with 12 doubles...earned Second-Team All-Big West Conference honors as a junior at Cal State Fullerton after hitting .374 (83x222) with 50 runs scored, 13 doubles, six triples, nine home runs and 56 RBI in 63 games.

2009: Received a medical redshirt at Cal State Fullerton as he recovered from a broken leg suffered during the fall of 2008...tabbed the Most Valuable Player in the Northwoods League during the summer after batting .315 (76x241) with 45 runs scored, 10 doubles, a triple, 13 home runs, 43 RBI and 14 stolen bases with Rochester...named the 10th-best prospect in the league by *Baseball America*.

2008: Batted .302 (45x149) with 25 runs scored, four doubles, three triples, a home run and 33 RBI in 49 games during his sophomore season at Cal State Fullerton.

Year	Club	AVG	G	AB	R	H	TB	2B	3B	HR	RBI	SH	SF	HB	BB	SO	SB	CS	OBP	SLG	E
2010	GCL Tigers	.000	3	5	0	0	0	0	0	0	1	0	1	2	0	1	0	0	.250	.000	0
	West Michigan	.360	48	189	27	68	87	19	0	0	30	4	1	15	17	27	1	0	.450	.460	5
MINOR LEAGUE TOTALS		.351	51	194	27	68	87	19	0	0	31	4	2	17	17	28	1	0	.443	.448	5

KAISER, KODY P.

OUTFIELDER

HEIGHT: 5-9 **BATS:** S **BORN:** April 6, 1985 - Oklahoma City, OK
WEIGHT: 185 **THROWS:** R **RESIDENCE:** Edmond, OK
RECOMMENDED/SIGNED BY: Steve Taylor (Tigers)
SCHOOL: Oklahoma City University
HOW OBTAINED: Selected by the Tigers in the 15th round of the June 2007 draft.

CAREER HIGHLIGHTS:

2010: Selected to the Florida State League's mid-season all-star squad...tabbed the Tigers Minor League Player of the Month for May after hitting .402 (43x107) with 14 runs scored, seven doubles, four triples, a home run and 26 RBI in 27 games...led the Florida State League with a .402 batting average, 43 hits and 26 RBI during May.

2009: Finished 13th in the Florida State League with a .323 batting average (21x65) in 19 games during May...sidelined for the remainder of the season after landing on the disabled list on June 17 with a right shoulder sprain.

2008: Named the Midwest League Player of the Week for August 25-September 1 after hitting .423 (11x26) with three doubles, a triple, two home runs and 10 RBI in seven games.

2007: Fourth in the New York-Penn League with 271 at-bats and 78 strikeouts...earned First-Team NAIA All-American honors as a junior at Oklahoma City University after hitting .425 with 18 home runs, 63 RBI and 35 stolen bases.

2006: Selected by the Los Angeles Dodgers in the 26th round of the June draft, but he did not sign...batted .306 (75x245) with 53 runs scored, 16 doubles, five triples, seven home runs, 42 RBI and 14 stolen bases during his sophomore season at Oklahoma University.

2005: Tabbed a Second-Team Freshman All-American by *Baseball America* after hitting .305 (78x256) with 51 runs scored, 15 doubles, five triples, 10 home runs, 34 RBI and 13 stolen bases at Oklahoma University...played with Yarmouth-Dennis in the Cape Cod League during the summer.

2004: Selected by the Dodgers in the 24th round of the June draft out of Santa Fe High School in Oklahoma, but he did not sign.

Year	Club	AVG	G	AB	R	H	TB	2B	3B	HR	RBI	SH	SF	HB	BB	SO	SB	CS	OBP	SLG	E
2007	Oneonta	.266	70	271	42	72	110	17	3	5	39	0	2	3	29	78	15	4	.341	.406	13
2008	West Michigan	.260	110	392	55	102	171	24	6	11	57	5	0	4	45	114	30	6	.342	.436	6
2009	Lakeland	.267	50	165	27	44	76	9	4	5	21	0	2	3	23	55	9	2	.363	.461	6
2010	Lakeland	.325	63	252	32	82	124	15	6	5	40	1	2	1	20	52	13	2	.375	.492	2
	Erie	.247	49	182	20	45	69	8	2	4	20	2	3	0	17	57	7	4	.307	.379	3
MINOR LEAGUE TOTALS		.273	342	1262	176	345	550	73	21	30	177	8	9	11	134	356	74	18	.346	.436	30

KIBLER, JONATHAN JAMES (JON)

LEFTHANDED PITCHER

HEIGHT: 6-5 **BATS:** L **BORN:** August 10, 1986 - Baltimore, MD
WEIGHT: 224 **THROWS:** L **RESIDENCE:** Freeland, MD
RECOMMENDED/SIGNED BY: Tom Osowski (Tigers)
SCHOOL: Michigan State University
HOW OBTAINED: Selected by the Tigers in the 30th round of the June 2007 draft.

CAREER HIGHLIGHTS:

2010: Tabbed the Florida State League Pitcher of the Week for August 9-15 after he won his only decision and did not allow a run in 14.0 innings of work over his two starts.

2009: Led the Eastern League with three complete games and 68 walks, while he tied for the lead with 27 games started, finished third with 161.2 innings pitched and 10th with a 4.06 ERA...tied for the lead among all league pitchers with four errors...fourth in the Eastern League with a 1.53 ERA (35.1IP/6ER) in five starts during May...tied for fourth in the league with three wins during July...tied for third in the league with 29 strikeouts during August.

2008: Tabbed the Tigers Minor League Pitcher of the Year and West Michigan's Pitcher of the Year...selected to both the Midwest League's mid- and post-season all-star squads...led the league with 14 wins and a 1.75 ERA, while he finished third with 154.1 innings pitched and tied for fourth with two complete games...topped all league starters with 8.05 baserunners per nine innings...finished 2-0 with a 0.56 ERA (16.0IP/1ER) and 14 strikeouts in two starts May 12-18 to earn Midwest League Pitcher of the Week honors...tied for second in the league with four wins during May, while he finished fourth with a 1.49 ERA (36.1IP/6ER) and 35 strikeouts...led the league with a 0.89 ERA (40.2IP/4ER) in six starts during July, while he tied for the lead with four wins...fired a two-hit shutout on August 5 at Great Lakes to tie for third in the league with one shutout...tabbed the Midwest League Pitcher of the Week for August 11-17 after he went 2-0 with a 1.29 ERA (14.0IP/2ER) and 14 strikeouts in two starts...sidelined August 23-September 3 with left shoulder impingement syndrome...tied for fourth in the

PLAYER DEVELOPMENT
AND SCOUTING



TIGERS MINOR LEAGUE PLAYERS

(Kibler, cont.)

league with three wins during August, while he finished sixth with a 1.61 ERA (28.0IP/5ER)...named the 19th-best prospect and rated as possessing the best control in the Tigers organization following the season by *Baseball America*.

2007: Named the Gulf Coast League Tigers Pitcher of the Year...a Third-Team All-Big Ten Conference selection as a junior at Michigan State University, he compiled a 5-5 record and 4.34 ERA (66.1IP/32ER) in 12 outings (11 starts).

2006: Posted an 11-2 record and 1.63 ERA during his sophomore season at Dundalk Community College in Maryland to earn Third-Team NJCAA Division II All-American honors...pitched for Maryland in the Cal Ripken, Sr. League during the summer.

Year	Club	W-L	ERA	G	GS	CG	SHO	SV	IP	H	AB	R	ER	HR	HB	BB	SO	WP	BK	AVG
2007	GCL Tigers	3-2	2.43	7	5	0	0	0	29.2	26	108	10	8	0	3	6	23	5	0	.241
	Oneonta	0-0	2.38	2	2	0	0	0	11.1	8	40	3	3	0	1	3	11	0	0	.200
2008	West Michigan	14-5	1.75	23	23	2	1	0	154.1	103	543	39	30	4	3	32	126	6	4	.190
2009	Erie	6-9	4.06	27	27	3	0	0	161.2	168	607	85	73	14	3	68	87	6	2	.277
2010	Lakeland	4-4	3.58	12	12	0	0	0	70.1	73	262	28	28	4	2	22	53	1	0	.279
	Erie	4-7	6.44	15	15	0	0	0	79.2	94	317	61	57	11	5	31	39	3	0	.297
MINOR LEAGUE TOTALS		31-27	3.53	86	84	5	1	0	507.0	472	1877	226	199	33	17	162	339	21	6	.251

KUNKEL, JEFFREY RICHARD (JEFF)

CATCHER

HEIGHT: 5-11

BATS: S

BORN: March 11, 1983 - Olympia Fields, IL

WEIGHT: 208

THROWS: R

RESIDENCE: Oak Forest, IL

RECOMMENDED/SIGNED BY: Tom Osowski (Tigers)

SCHOOL: University of Michigan

HOW OBTAINED: Selected by the Tigers in the 37th round of the June 2005 draft.

CAREER HIGHLIGHTS:

2008: Tabbed the best defensive catcher in the Tigers organization following the season by *Baseball America*.

2006: Tabbed the best defensive catcher in the Tigers organization following the season by *Baseball America*...an All-Big Ten Conference selection at the University of Michigan after hitting .335 (77x230) with 38 runs scored, 15 doubles and 28 RBI.

2005: Batted .384 (73x190) with 28 runs scored, 14 doubles, a triple, three home runs and 45 RBI in 56 games at the University of Michigan.

2004: Hit .306 (53x173) with 13 doubles, three home runs and 34 RBI at the University of Michigan.

Year	Club	AVG	G	AB	R	H	TB	2B	3B	HR	RBI	SH	SF	HB	BB	SO	SB	CS	OBP	SLG	E
2006	Oneonta	.260	30	104	7	27	31	4	0	0	10	0	0	0	11	28	0	1	.330	.298	3
	West Michigan	.000	2	8	0	0	0	0	0	0	0	0	0	0	0	3	0	0	.000	.000	0
2007	West Michigan	.230	29	100	6	23	27	2	1	0	4	1	0	3	5	19	1	0	.287	.270	2
	Lakeland	.203	25	74	3	15	17	2	0	0	1	1	0	0	1	17	0	0	.213	.230	3
2008	Lakeland	.237	53	173	14	41	52	8	0	1	21	2	3	2	12	30	1	1	.289	.301	3
	Erie	.192	16	52	3	10	16	3	0	1	5	0	1	0	2	18	0	0	.218	.308	1
2009	Lakeland	.192	8	26	0	5	7	2	0	0	2	0	1	1	0	7	0	0	.214	.269	0
	Erie	.218	47	142	14	31	49	6	0	4	16	1	2	2	13	33	0	1	.289	.345	2
2010	Erie	.261	44	142	19	37	55	2	2	4	17	2	1	3	15	27	1	1	.342	.387	2
	Toledo	.239	25	88	8	21	27	4	1	0	8	2	1	0	4	22	0	0	.269	.307	3
MINOR LEAGUE TOTALS		.231	279	909	74	210	281	33	4	10	84	9	9	11	63	204	3	4	.286	.309	19

LACHAPEL, WALTER ALEXANDER

RIGHTHANDED PITCHER

HEIGHT: 6-0

BATS: R

BORN: August 16, 1992 - Santo Domingo, DR

WEIGHT: 180

THROWS: R

RESIDENCE: Santo Domingo, DR

RECOMMENDED/SIGNED BY: Carlos Santana/Ramon Perez (Tigers)

HOW OBTAINED: Signed by the Tigers as a non-drafted free agent on March 2, 2010.

Year	Club	W-L	ERA	G	GS	CG	SHO	SV	IP	H	AB	R	ER	HR	HB	BB	SO	WP	BK	AVG
2010	DSL Tigers	1-4	4.60	23	2	0	0	0	43.0	42	159	25	22	1	11	33	45	8	0	.264

LARA, CONFESOR

OUTFIELDER

HEIGHT: 6-2

BATS: R

BORN: August 7, 1990 - Bani, DR

WEIGHT: 170

THROWS: R

RESIDENCE: Bani, DR

RECOMMENDED/SIGNED BY: Carlos Santana/Ramon Perez/Miguel Garcia (Tigers)

HOW OBTAINED: Signed by the Tigers as a non-drafted free agent on March 26, 2010.

Year	Club	AVG	G	AB	R	H	TB	2B	3B	HR	RBI	SH	SF	HB	BB	SO	SB	CS	OBP	SLG	E
2010	DSL Tigers	.198	57	197	16	39	47	6	1	0	12	0	0	11	11	59	9	4	.279	.239	5



LAREZ, VICTOR JOSE

RIGHTHANDED PITCHER

HEIGHT: 6-3 **BATS:** R **BORN:** May 28, 1987 - Cumana, VZ
WEIGHT: 160 **THROWS:** R **RESIDENCE:** Cumana, VZ
RECOMMENDED/SIGNED BY: Alejandro Rodriguez (Tigers)
HOW OBTAINED: Signed by the Tigers as a non-drafted free agent on December 12, 2005.

CAREER HIGHLIGHTS:

2010: Tied for fifth in the Midwest League with 11 losses...started five games for Caracas in the Venezuelan Winter League following the season, posting a 1-1 record and 6.41 ERA (19.2IP/14ER).

2008: Tied for third in the Gulf Coast League with five wins, while he finished fourth with 54 strikeouts and fifth with 56.1 innings pitched...fifth among all league starters with a .221 batting average against.

2007: Fifth among Venezuelan Summer League relievers with 11.00 baserunners per nine innings.

Year	Club	W-L	ERA	G	GS	CG	SHO	SV	IP	H	AB	R	ER	HR	HB	BB	SO	WP	BK	AVG
2006	VSL Tigers	1-5	5.77	12	10	0	0	0	34.1	39	144	33	22	3	3	21	24	11	2	.271
2007	VSL Tigers	3-0	2.20	19	0	0	0	0	45.0	40	169	16	11	4	4	11	38	4	0	.237
2008	GCL Tigers	5-3	3.67	13	10	0	0	0	56.1	63	230	33	23	4	5	10	54	2	1	.274
2009	West Michigan	5-10	4.33	37	3	0	0	3	108.0	107	410	59	52	8	4	24	81	3	1	.261
2010	West Michigan	8-11	4.27	33	17	0	0	2	130.2	150	519	73	62	13	6	35	59	7	0	.289
MINOR LEAGUE TOTALS		22-29	4.09	114	40	0	0	5	374.1	399	1472	214	170	32	22	101	256	27	4	.271

LAWSON, PATRICK W.

RIGHTHANDED PITCHER

HEIGHT: 6-2 **BATS:** R **BORN:** May 20, 1988 - Hilton Head, SC
WEIGHT: 189 **THROWS:** R **RESIDENCE:** Charlotte, NC
RECOMMENDED/SIGNED BY: Grant Brittain (Tigers)
SCHOOL: University of North Carolina-Charlotte

HOW OBTAINED: Signed by the Tigers as a non-drafted free agent on June 14, 2010.

CAREER HIGHLIGHTS:

2010: An All-Atlantic 10 Conference selection as a senior at the University of North Carolina-Charlotte after posting a 4-0 record, 0.61 ERA (29.1IP/2ER), eight saves and 37 strikeouts in 23 appearances.

Year	Club	W-L	ERA	G	GS	CG	SHO	SV	IP	H	AB	R	ER	HR	HB	BB	SO	WP	BK	AVG
2010	Connecticut	3-3	2.93	16	9	0	0	0	58.1	47	205	21	19	1	4	30	38	4	0	.229

LEBRON, RAMON MARIA

RIGHTHANDED PITCHER

HEIGHT: 6-1 **BATS:** R **BORN:** January 2, 1989 - San Pedro de Macoris, DR
WEIGHT: 190 **THROWS:** R **RESIDENCE:** San Pedro de Macoris, DR
RECOMMENDED/SIGNED BY: Julian German/Ramon Perez (Tigers)

SCHOOL: Gaston FDO. Deligne

HOW OBTAINED: Signed by the Tigers as a non-drafted free agent on September 8, 2006.

CAREER HIGHLIGHTS:

2009: Led the Gulf Coast League with 37 walks...topped all league starters with 10.64 strikeouts per nine innings...tied for the lead among all league pitchers with three errors.

Year	Club	W-L	ERA	G	GS	CG	SHO	SV	IP	H	AB	R	ER	HR	HB	BB	SO	WP	BK	AVG
2007	DSL Tigers	0-1	10.80	2	2	0	0	0	3.1	5	15	6	4	0	2	3	3	0	1	.333
2008	DSL Tigers	2-4	4.31	16	9	0	0	1	48.0	40	178	27	23	4	7	27	51	7	1	.225
2009	GCL Tigers	3-4	3.73	12	10	0	0	0	50.2	45	181	24	21	1	8	37	55	5	4	.249
2010	GCL Tigers	1-0	2.28	11	2	0	0	0	27.2	16	96	8	7	0	3	9	43	3	1	.167
	Connecticut	1-1	8.44	7	0	0	0	1	10.2	12	45	11	10	1	0	10	20	0	0	.267
	West Michigan	4-5	6.85	13	13	0	0	0	47.1	50	187	38	36	5	5	39	55	7	3	.267
MINOR LEAGUE TOTALS		11-15	4.84	61	36	0	0	2	187.2	168	702	114	101	11	25	125	227	22	10	.239

LENNERTON, JORDAN M.

FIRST BASEMAN

HEIGHT: 6-2 **BATS:** L **BORN:** February 16, 1986 - Langley, British Columbia
WEIGHT: 230 **THROWS:** L **RESIDENCE:** Langley, British Columbia
RECOMMENDED/SIGNED BY: Ryan Johnson (Tigers)

SCHOOL: Oregon State University

HOW OBTAINED: Selected by the Tigers in the 33rd round of the June 2008 draft.

CAREER HIGHLIGHTS:

2010: Tabbed the Midwest League Player of the Week for May 24-30 after hitting .583 (14x24) with five doubles and five RBI in seven games...named the Florida State League Player of the Week for August 16-22 after batting .406 (13x32) with two doubles, five home runs and nine RBI in nine games...garnered Florida State League TOPPS Player of the Month and Tigers Minor League Player of the Month honors for August after hitting .367 (40x109) with 10 doubles, seven home runs and 20 RBI in 29 games.

2009: Led the Midwest League with seven intentional walks...topped all league first basemen with a .996 fielding percentage...finished 12th in the league with a .326 batting average (15x46) in 13 games during April.

2008: Hit .277 (39x141) with 24 runs scored, nine doubles, six home runs and 22 RBI in 49 games as a senior at Oregon State University.

2007: Batted .313 (68x217) with 42 runs scored, 17 doubles, 10 home runs and 51 RBI in 65 games as a junior at Oregon State University.

2006: An All-Pac-10 Conference selection as a sophomore at Oregon State University, he batted .416 (72x173) with 14 doubles, 10 home runs and 63 RBI in 55 games.

2005: Selected by Milwaukee in the 41st round of the June draft out of El Paso Community College, but he did not sign...tabbed All-Conference honorable mention at El Paso Community College after he batted .333 with 11 doubles, five home runs and 24 RBI.

2004: Selected by Toronto in the 50th round of the June draft out of Brookwood Secondary High, but he did not sign.



TIGERS MINOR LEAGUE PLAYERS

(Lennerton, cont.)

Year	Club	AVG	G	AB	R	H	TB	2B	3B	HR	RBI	SH	SF	HB	BB	SO	SB	CS	OBP	SLG	E
2008	GCL Tigers	.243	36	115	11	28	42	9	1	1	22	0	1	1	18	36	2	1	.348	.365	2
	Lakeland	.179	18	56	9	10	15	2	0	1	8	0	1	0	14	18	0	0	.338	.268	2
2009	West Michigan	.282	119	433	56	122	188	30	0	12	71	0	7	1	64	127	1	2	.370	.434	4
2010	West Michigan	.290	59	214	21	62	86	15	0	3	23	0	1	3	31	65	0	0	.386	.402	3
	Lakeland	.301	57	206	25	62	104	15	0	9	33	0	1	2	30	54	1	0	.393	.505	5
MINOR LEAGUE TOTALS		.277	289	1024	122	284	435	71	1	26	157	0	11	7	157	300	4	3	.374	.425	16

LEON, MAXWELL M. (MAX)

INFIELDER

HEIGHT: 5-11

BATS: S

BORN: June 27, 1984 - Mexico City, Mexico

WEIGHT: 190

THROWS: R

RESIDENCE: Sonora, Mexico

RECOMMENDED/SIGNED BY: Brian Reid (Tigers)

SCHOOL: South Mountain Junior College (AZ)

HOW OBTAINED: Selected by the Tigers in the 50th round of the June 2004 draft.

CAREER HIGHLIGHTS:

2010: Tied for fifth in the International League with six triples...saw action in 49 games with Culiacan in the Mexican Winter League following the season, batting .284 (50x176) with 25 runs scored, 12 doubles, three triples, two home runs, 23 RBI and 11 stolen bases.

2009: Tabbed the Eastern League Player of the Week for April 20-26 after hitting .421 (8x19) with two triples, three home runs and 11 RBI in five games...selected the Eastern League and Tigers Player of the Month for April after batting .356 (21x59) with four doubles, three triples, four home runs and 19 RBI in 16 games...tied for second in the league with 43 total bases and 19 RBI during April, while he tied for fourth with four home runs and finished fifth with a .356 batting average...saw action in four games with Culiacan in the Mexican Winter League following the season, hitting .353 (6x17) with three doubles and a home run.

2008: Saw action in 35 games with Culiacan in the Mexican Winter League following the season, batting .228 (26x114) with 19 runs scored, four doubles, three home runs and nine RBI.

2007: Played in 41 games with Culiacan in the Mexican Winter League following the season, hitting .280 (35x125) with 15 runs scored, four doubles, a home run and 11 RBI.

2006: Saw action in five games with Culiacan in the Mexican Winter League following the season.

2005: Signed by the Tigers as a draft-and-follow selection on June 6.

Year	Club	AVG	G	AB	R	H	TB	2B	3B	HR	RBI	SH	SF	HB	BB	SO	SB	CS	OBP	SLG	E
2006	GCL Tigers	.184	17	49	9	9	15	3	0	1	5	0	0	0	6	13	0	0	.273	.306	3
	Oneonta	.220	12	41	6	9	9	0	0	0	2	0	0	0	5	9	0	0	.304	.220	1
	West Michigan	.167	6	12	1	2	4	2	0	0	1	0	0	0	1	2	1	0	.231	.333	1
	Erie	.067	6	15	2	1	4	0	0	1	3	0	0	0	1	6	0	0	.125	.267	2
2007	Lakeland	.299	96	321	50	96	119	16	2	1	30	13	2	2	33	41	14	1	.366	.371	21
	Toledo	.333	2	6	1	2	3	1	0	0	0	0	0	0	1	2	0	1	.429	.500	1
2008	Erie	.313	44	147	24	46	53	5	1	0	17	1	2	2	30	41	8	5	.431	.361	7
	Toledo	.275	50	149	16	41	47	2	2	0	12	4	2	0	17	33	8	2	.345	.315	7
2009	Lakeland	.286	8	28	2	8	12	2	1	0	3	0	1	0	4	7	0	0	.364	.429	1
	Erie	.256	62	234	37	60	100	11	4	7	31	8	0	3	24	47	6	2	.333	.427	4
	Toledo	.161	10	31	2	5	8	0	0	1	6	0	0	1	2	4	0	1	.235	.258	0
2010	Toledo	.238	89	298	37	71	102	10	6	3	27	2	4	5	24	59	2	1	.302	.342	8
MINOR LEAGUE TOTALS		.263	402	1331	187	350	476	52	16	14	137	28	11	13	148	264	39	13	.340	.358	56

LITTLE, MATTHEW JAMES (MATT)

RIGHTHANDED PITCHER

HEIGHT: 5-11

BATS: R

BORN: March 19, 1988 - Columbus, OH

WEIGHT: 180

THROWS: R

RESIDENCE: Virginia Beach, VA

RECOMMENDED/SIGNED BY: Harold Zonder (Tigers)

SCHOOL: University of Kentucky

HOW OBTAINED: Selected by the Tigers in the 31st round of the June 2010 draft.

CAREER HIGHLIGHTS:

2010: Finished 2-2 with a 4.93 ERA (42.0IP/23ER), seven saves and 52 strikeouts in 24 outings as a junior at the University of Kentucky.

2009: Saw action with Yarmouth-Dennis in the Cape Cod League during the summer, posting a 1-2 record, 4.56 ERA (23.2IP/12ER) and 24 strikeouts in 12 appearances.

Year	Club	W-L	ERA	G	GS	CG	SHO	SV	IP	H	AB	R	ER	HR	HB	BB	SO	WP	BK	AVG
2010	Connecticut	0-0	1.50	4	0	0	0	1	6.0	6	25	2	1	1	0	1	7	1	0	.240
	West Michigan	1-0	4.71	15	0	0	0	0	21.0	17	80	11	11	0	1	14	25	4	1	.212
	Lakeland	1-1	1.80	7	0	0	0	0	10.0	2	29	2	2	0	1	6	10	0	0	.069
MINOR LEAGUE TOTALS		2-1	3.41	26	0	0	0	1	37.0	25	134	15	14	1	2	21	42	5	1	.187

LIZARDO, DAVID JOSE

SHORTSTOP

HEIGHT: 6-1

BATS: R

BORN: October 22, 1992 - Valencia, VZ

WEIGHT: 170

THROWS: R

RESIDENCE: Los Guayos, VZ

RECOMMENDED/SIGNED BY: German Robles/Pedro Chavez (Tigers)

HOW OBTAINED: Signed by the Tigers as a non-drafted free agent on August 5, 2009.

Year	Club	AVG	G	AB	R	H	TB	2B	3B	HR	RBI	SH	SF	HB	BB	SO	SB	CS	OBP	SLG	E
2010	VSL Tigers	.241	26	87	11	21	24	3	0	0	10	2	0	1	15	14	3	0	.359	.276	11



LO, HUA-WEI

LEFTHANDED PITCHER

HEIGHT: 5-11 **BATS:** L **BORN:** December 1, 1990 - Taitung County, Taiwan
WEIGHT: 165 **THROWS:** L **RESIDENCE:** Taitung County, Taiwan
RECOMMENDED/SIGNED BY: Allen Lin/Kevin Hooker (Tigers)
SCHOOL: Kainan University
HOW OBTAINED: Signed by the Tigers as a non-drafted free agent on September 3, 2009.
CAREER HIGHLIGHTS:
2010: Sidelined for the entire season due to a left elbow ulnar collateral ligament injury.

Year	Club	W-L	ERA	G	GS	CG	SHO	SV	IP	H	AB	R	ER	HR	HB	BB	SO	WP	BK	AVG
2010	Did not pitch - injured																			

LOPEZ, YORFRANK MANUEL

RIGHTHANDED PITCHER

HEIGHT: 6-3 **BATS:** R **BORN:** December 1, 1990 - Edo Anzoategui, VZ
WEIGHT: 170 **THROWS:** R **RESIDENCE:** Edo Anzoategui, VZ
RECOMMENDED/SIGNED BY: Alejandro Rodriguez (Tigers)
SCHOOL: Liceo Dr. Jesus Maria Blanco
HOW OBTAINED: Signed by the Tigers as a non-drafted free agent on September 18, 2008.
CAREER HIGHLIGHTS:
2010: Tied for fifth in the Venezuelan Summer League with five home runs allowed.
2009: Seventh in the Venezuelan Summer League with a 1.78 ERA (25.1IP/5ER) in four starts during June.

Year	Club	W-L	ERA	G	GS	CG	SHO	SV	IP	H	AB	R	ER	HR	HB	BB	SO	WP	BK	AVG
2009	VSL Tigers	2-3	2.23	6	6	0	0	0	32.1	29	118	15	8	3	4	5	22	1	0	.246
2010	VSL Tigers	2-3	4.97	14	3	0	0	0	41.2	46	157	26	23	5	3	16	24	1	0	.293
MINOR LEAGUE TOTALS		4-6	3.77	20	9	0	0	0	74.0	75	275	41	31	8	7	21	46	2	0	.273

MACHADO, DIXON JAVIER

SHORTSTOP

HEIGHT: 6-0 **BATS:** R **BORN:** February 22, 1992 - San Cristobal, VZ
WEIGHT: 169 **THROWS:** R **RESIDENCE:** Aragua, VZ
RECOMMENDED/SIGNED BY: German Robles (Tigers)
SCHOOL: Colegio Miguel De Cervantes
HOW OBTAINED: Signed by the Tigers as a non-drafted free agent on July 2, 2008.
CAREER HIGHLIGHTS:
2010: Tabbed the Gulf Coast League Tigers Player of the Year...named the 20th-best prospect in the Gulf Coast League and 28th-best prospect in the Tigers organization following the season by *Baseball America*.
2009: Led the Venezuelan Summer League with 27 stolen bases...topped all league shortstops with a .954 fielding percentage, 373 total chances, 141 putouts, 215 assists and 45 double plays.

Year	Club	AVG	G	AB	R	H	TB	2B	3B	HR	RBI	SH	SF	HB	BB	SO	SB	CS	OBP	SLG	E
2009	VSL Tigers	.205	63	234	41	48	65	6	1	3	26	3	3	5	32	32	27	6	.310	.278	17
2010	GCL Tigers	.261	43	165	22	43	53	4	3	0	11	2	2	0	14	27	12	3	.315	.321	6
	Connecticut	.292	7	24	4	7	8	1	0	0	1	2	0	1	3	5	1	2	.393	.333	2
MINOR LEAGUE TOTALS		.232	113	423	67	98	126	11	4	3	38	7	5	6	49	64	40	11	.317	.298	25

MANSILLA, MATTHEW JAMES (MATT)

OUTFIELDER

HEIGHT: 6-1 **BATS:** R **BORN:** May 25, 1986 - Rimini, Italy
WEIGHT: 190 **THROWS:** R **RESIDENCE:** Pembroke Pines, FL
RECOMMENDED/SIGNED BY: Grant Brittain (Tigers)
SCHOOL: College of Charleston (SC)
HOW OBTAINED: Selected by the Tigers in the 22nd round of the June 2009 draft.
CAREER HIGHLIGHTS:
2009: Hit .330 (73x221) with 54 runs scored, 13 doubles, two triples, 19 home runs, 64 RBI and 16 stolen bases in 57 games during his senior season at the College of Charleston.
2004: Selected by the White Sox in the 22nd round of the June draft out of American Heritage High School in Florida, but he did not sign.

Year	Club	AVG	G	AB	R	H	TB	2B	3B	HR	RBI	SH	SF	HB	BB	SO	SB	CS	OBP	SLG	E
2009	Oneonta	.175	42	120	11	21	32	5	0	2	10	5	1	3	15	34	4	1	.281	.267	2
2010	Connecticut	.130	17	54	5	7	13	0	0	2	9	1	1	0	3	21	1	0	.172	.241	0
	Lakeland	.164	19	55	6	9	10	1	0	0	5	2	0	1	5	22	1	0	.246	.182	1
	Erie	.250	12	28	3	7	7	0	0	0	0	0	0	0	2	11	0	0	.300	.250	1
MINOR LEAGUE TOTALS		.171	90	257	25	44	62	6	0	4	24	8	2	4	25	88	6	1	.253	.241	4

PLAYER DEVELOPMENT
AND SCOUTING



TIGERS MINOR LEAGUE PLAYERS

MANZANILLO, RAFAEL AMAURIS

RIGHTHANDED PITCHER

HEIGHT: 6-6 BATS: R BORN: October 24, 1991 - Santo Domingo, DR
 WEIGHT: 190 THROWS: R RESIDENCE: Santo Domingo, DR
 RECOMMENDED/SIGNED BY: Carlos Santana/Ramon Perez/Miguel Garcia (Tigers)
 HOW OBTAINED: Signed by the Tigers as a non-drafted free agent on September 28, 2010.

Year	Club	W-L	ERA	G	GS	CG	SHO	SV	IP	H	AB	R	ER	HR	HB	BB	SO	WP	BK	AVG
(2011 will be first professional season)																				

MARTE, ERNESTO RAFAEL

FIRST BASEMAN

HEIGHT: 6-2 BATS: R BORN: September 11, 1989 - Santo Domingo, DR
 WEIGHT: 190 THROWS: R RESIDENCE: Santo Domingo, DR
 RECOMMENDED/SIGNED BY: Carlos Santana/Ramon Perez (Tigers)
 HOW OBTAINED: Signed by the Tigers as a non-drafted free agent on May 29, 2008.

Year	Club	AVG	G	AB	R	H	TB	2B	3B	HR	RBI	SH	SF	HB	BB	SO	SB	CS	OBP	SLG	E
2008	DSL Tigers	.129	32	93	10	12	16	4	0	0	7	0	1	4	11	51	0	0	.248	.172	3
2009	DSL Tigers	1.000	1	1	1	1	1	0	0	0	0	0	0	0	0	0	0	0	1.000	1.000	0
2010	DSL Tigers	.125	18	48	4	6	10	1	0	1	2	0	0	4	2	16	0	1	.222	.208	3
MINOR LEAGUE TOTALS		.134	51	142	15	19	27	5	0	1	9	0	1	8	13	67	0	1	.244	.190	6

MARTE, LUIS ALFREDO

RIGHTHANDED PITCHER

HEIGHT: 5-11 BATS: R BORN: August 26, 1986 - San Cristobal, DR
 WEIGHT: 199 THROWS: R RESIDENCE: San Cristobal, DR
 RECOMMENDED/SIGNED BY: Ramon Pena (Tigers)
 HOW OBTAINED: Signed by the Tigers as a non-drafted free agent on November 16, 2005.

CAREER HIGHLIGHTS:

2009: Third in the Eastern League with 18 home runs allowed...tied for fourth in the league with 27 strikeouts during June...sidelined July 26-September 3 with a right shoulder strain.

2008: Selected to the Florida State League's mid-season all-star squad...tied for third in the Florida State League with 32 strikeouts during April, while he was fifth with a 1.24 ERA (29.0IP/4ER) in five starts during the month...at the time of his promotion to Erie from Lakeland on May 10, he was third in the Florida State League with 41 strikeouts and tied for sixth with a 1.98 ERA...sidelined May 25-July 21 with a right elbow strain...tied for second in the Eastern League with four wins during August...named the 17th-best prospect in the Tigers organization following the season by *Baseball America*...started six games for Mesa in the Arizona Fall League following the season, posting a 2-1 record, 4.15 ERA (17.1IP/8ER) and 22 strikeouts.

2007: Went the distance on June 22, blanking the Gulf Coast League Yankees on two hits to tie for the lead in the Gulf Coast League with one complete game and one shutout...appeared in three games with West Michigan during the Midwest League playoffs, posting a 1-0 record, 0.90 ERA (10.0IP/1ER) and 15 strikeouts.

2006: Tied for the Dominican Summer League lead with one shutout, while he tied for third with eight wins and 90 strikeouts, tied for fourth with two complete games and tied for seventh with a 1.38 ERA...second among all league starters with 12.46 strikeouts per nine innings.

Year	Club	W-L	ERA	G	GS	CG	SHO	SV	IP	H	AB	R	ER	HR	HB	BB	SO	WP	BK	AVG
2006	DSL Tigers	8-0	1.38	11	11	2	1	0	65.0	41	233	12	10	0	0	15	90	3	0	.176
2007	GCL Tigers	2-0	0.75	2	2	1	1	0	12.0	8	43	1	1	0	1	12	1	0	.186	
	West Michigan	1-2	2.83	15	2	0	0	3	35.0	28	127	13	11	2	0	11	36	1	0	.220
2008	GCL Tigers#	0-1	3.60	1	0	0	0	0	5.0	5	21	2	2	0	0	5	0	0	.238	
	Lakeland	3-2	1.98	7	7	0	0	0	41.0	29	148	11	9	1	2	11	41	3	1	.196
	Erie	4-4	5.05	10	10	0	0	0	57.0	57	216	35	32	8	1	26	32	5	0	.264
2009	Erie	5-8	4.02	19	17	0	0	0	105.1	106	409	57	47	18	2	28	84	4	0	.259
2010	Erie	2-2	5.06	38	0	0	0	7	48.0	44	180	31	27	5	4	26	53	2	0	.244
	Toledo	0-0	0.00	1	0	0	0	0	1.0	1	4	1	0	0	0	1	0	0	0	.250
MINOR LEAGUE TOTALS		25-19	3.39	104	49	3	2	10	369.1	319	1381	163	139	34	10	119	353	19	1	.231

MARTINEZ, FRANCISCO JAVIER

THIRD BASEMAN

HEIGHT: 6-2 BATS: R BORN: September 1, 1990 - Edo Miranda, VZ
 WEIGHT: 199 THROWS: R RESIDENCE: Edo Miranda, VZ
 RECOMMENDED/SIGNED BY: Alejandro Rodriguez/Pedro Chavez (Tigers)
 HOW OBTAINED: Signed by the Tigers as a non-drafted free agent on July 2, 2007.

CAREER HIGHLIGHTS:

2010: Named the fourth-best prospect in the Tigers organization and 17th-best prospect in the Florida State League following the season by *Baseball America*...saw action in 17 games with Surprise in the Arizona Fall League following the season, batting .278 (15x54) with four doubles, a triple and eight RBI.

2009: Led all Gulf Coast League third basemen with nine double plays.

2008: Third in the Venezuelan Summer League with 20 stolen bases, while he finished fourth with a .321 batting average and 80 hits...tied for second in the league with 68 games played, while he tied for fourth with 249 at-bats...led all league third basemen with 25 errors...compiled an 11-game hitting streak June 13-25, batting .341 (14x41)...recorded two 10-game hitting streaks, batting .268 (11x41) May 19-30 and .389 (14x36) July 16-26...tied for 12th in the league with a .315 batting average (28x89) in 23 games during June...second in the league with a .380 batting average (35x92) in 27 games during July.

TIGERS MINOR LEAGUE PLAYERS



(Martinez, cont.)

Year	Club	AVG	G	AB	R	H	TB	2B	3B	HR	RBI	SH	SF	HB	BB	SO	SB	CS	OBP	SLG	E
2008	VSL Tigers	.321	68	249	32	80	87	4	0	1	23	1	0	2	28	28	20	10	.394	.349	27
2009	GCL Tigers	.222	43	153	21	34	49	9	0	2	23	4	3	3	5	38	11	1	.256	.320	8
	Lakeland	.167	6	18	1	3	3	0	0	0	2	0	0	0	0	3	1	0	.167	.167	1
2010	Lakeland	.271	89	340	47	92	120	17	1	3	29	1	2	3	28	71	12	5	.330	.353	17
MINOR LEAGUE TOTALS		.275	206	760	101	209	259	30	1	6	77	6	5	8	61	140	44	16	.333	.341	53

MCCLENDON, BEAUDILIO SCOTT (BO)

OUTFIELDER

HEIGHT: 5-10

BATS: R

BORN: October 4, 1987 - Boulder, CO

WEIGHT: 215

THROWS: R

RESIDENCE: Chesterton, IN

RECOMMENDED/SIGNED BY: Garrett Guest (Tigers)

SCHOOL: Valparaiso University (IN)

HOW OBTAINED: Selected by the Tigers in the 39th round of the June 2010 draft.

CAREER HIGHLIGHTS:

MISCELLANEOUS: Is the son of Tigers hitting coach Lloyd McClendon.

Year	Club	AVG	G	AB	R	H	TB	2B	3B	HR	RBI	SH	SF	HB	BB	SO	SB	CS	OBP	SLG	E
2010	GCL Tigers	.179	15	39	5	7	7	0	0	0	3	0	0	1	9	10	1	1	.347	.179	0

MCKENNA, PATRICK ALBERT (PAT)

INFIELDER

HEIGHT: 5-10

BATS: R

BORN: June 24, 1987 - Orange, CT

WEIGHT: 170

THROWS: R

RESIDENCE: Orange, CT

RECOMMENDED/SIGNED BY: Garrett Guest (Tigers)

SCHOOL: Bryant University (RI)

HOW OBTAINED: Selected by the Tigers in the 27th round of the June 2009 draft.

CAREER HIGHLIGHTS:

2009: Batted .338 (73x216) with 62 runs scored, 14 doubles, three triples, 12 home runs and 43 RBI in 54 games as a senior at Bryant University to earn Second-Team Division I All-Independent honors.

2008: A Second-Team All-Northeast-10 Conference selection as a junior at Bryant University after hitting .305 (71x233) with 46 runs scored, 15 doubles, four triples, six home runs, 41 RBI and 13 stolen bases in 64 games...saw action with both Harwich in the Cape Cod League and Lowell in the New England Collegiate Baseball League during the summer...earned all-star honors in the New England Collegiate Baseball League.

2007: Hit .314 (55x175) with 31 runs scored, 12 doubles, seven triples, a home run and 29 RBI in 54 games during his sophomore season at Bryant University to earn Second-Team All-Northeast-10 Conference honors...saw action with Fort Collins in the Mountain Collegiate League during the summer.

Year	Club	AVG	G	AB	R	H	TB	2B	3B	HR	RBI	SH	SF	HB	BB	SO	SB	CS	OBP	SLG	E
2009	GCL Tigers	.195	30	82	8	16	19	0	0	1	8	2	1	2	10	27	4	3	.295	.232	3
2010	GCL Tigers	.326	15	46	8	15	27	4	1	2	5	2	0	0	7	15	2	3	.415	.587	0
	Lakeland	.245	36	110	22	27	35	5	0	1	5	3	0	1	20	43	9	3	.366	.318	3
MINOR LEAGUE TOTALS		.244	81	238	38	58	81	9	1	4	18	7	1	3	37	85	15	9	.351	.340	6

MEADOR, JAMES RICHARD

OUTFIELDER

HEIGHT: 6-0

BATS: R

BORN: December 9, 1987 - Ramona, CA

WEIGHT: 200

THROWS: R

RESIDENCE: Ramona, CA

RECOMMENDED/SIGNED BY: Steve Pack (Tigers)

SCHOOL: University of San Diego

HOW OBTAINED: Selected by the Tigers in the 21st round of the June 2010 draft.

CAREER HIGHLIGHTS:

2010: Tabbed the West Coast Conference Player of the Year as a senior at the University of San Diego after hitting .391 (84x215) with 43 runs scored, 22 doubles, a triple, seven home runs and 62 RBI in 55 games.

2009: Selected the West Coast Conference Player of the Year after batting .376 (80x213) with 42 runs scored, 17 doubles, two triples, six home runs and 45 RBI in 54 games during his junior season at the University of San Diego.

2008: Earned All-West Coast Conference honors as a sophomore at the University of San Diego after hitting .377 (80x214) with 38 runs scored, 16 doubles, three triples, six home runs and 57 RBI in 60 games...saw action with Brewster in the Cape Cod League during the summer, batting .280 (37x132) with 18 runs scored, six doubles, four triples, two home runs and 17 RBI.

2007: Batted .281 (43x153) with 22 runs scored, five doubles, three triples, three home runs, 23 RBI and nine stolen bases with Danville in the Central Illinois Collegiate League during the summer.

Year	Club	AVG	G	AB	R	H	TB	2B	3B	HR	RBI	SH	SF	HB	BB	SO	SB	CS	OBP	SLG	E
2010	GCL Tigers	.240	25	75	7	18	23	5	0	0	6	3	0	5	4	12	3	1	.321	.307	1

PLAYER DEVELOPMENT
AND SCOUTING



TIGERS MINOR LEAGUE PLAYERS

MEDINA, JORGE LUIS

LEFTHANDED PITCHER

HEIGHT: 6-1 **BATS:** L **BORN:** December 28, 1989 - San Pedro de Macoris, DR
WEIGHT: 185 **THROWS:** L **RESIDENCE:** San Pedro de Macoris, DR
RECOMMENDED/SIGNED BY: (Tigers)

HOW OBTAINED: Signed by the Tigers as a minor league free agent on May 29, 2010.

CAREER HIGHLIGHTS:

2010: Tabbed the Dominican Summer League Tigers Pitcher of the Year...third among all Dominican Summer League relievers with a .147 batting average against and 11.66 strikeouts per nine innings.

2008: Released by Oakland on February 5.

2006: Signed by Oakland as a non-drafted free agent on October 13.

Year	Club	W-L	ERA	G	GS	CG	SHO	SV	IP	H	AB	R	ER	HR	HB	BB	SO	WP	BK	AVG
2007	DSL Athletics	0-2	9.45	6	0	0	0	0	6.2	8	26	7	7	1	1	3	6	1	0	.308
2008	Did not pitch																			
2009	Did not pitch																			
2010	DSL Tigers	4-2	1.96	20	7	0	0	1	64.1	40	227	19	14	0	3	26	65	4	2	.176
MINOR LEAGUE TOTALS		4-4	2.66	26	7	0	0	1	71.0	48	253	26	21	1	4	29	71	5	2	.190

MEDINA, KELVIN ARIEL (ARIEL)

LEFTHANDED PITCHER

HEIGHT: 6-4 **BATS:** L **BORN:** July 30, 1990 - Santo Domingo, DR
WEIGHT: 147 **THROWS:** L **RESIDENCE:** Boca Chica, DR
RECOMMENDED/SIGNED BY: Ramon Perez (Tigers)

SCHOOL: Avelino High School

HOW OBTAINED: Signed by the Tigers as a non-drafted free agent on April 29, 2008.

CAREER HIGHLIGHTS:

2009: Tabbed the Dominican Summer League Tigers Pitcher of the Year...went the distance in a win on August 17 at the Dominican Summer League Orioles to tie for fifth in the Dominican Summer League with one complete game.

Year	Club	W-L	ERA	G	GS	CG	SHO	SV	IP	H	AB	R	ER	HR	HB	BB	SO	WP	BK	AVG
2008	DSL Tigers	0-5	5.87	20	2	0	0	0	23.0	23	89	21	15	3	3	28	28	12	0	.258
2009	DSL Tigers	4-3	2.15	14	13	1	0	0	62.2	51	231	28	15	2	5	27	55	3	0	.221
2010	GCL Tigers	0-0	5.40	11	1	0	0	0	18.1	13	66	12	11	0	2	21	18	6	0	.197
MINOR LEAGUE TOTALS		4-8	3.55	45	16	1	0	0	104.0	87	386	61	41	5	10	76	101	21	0	.225

MEJIA, MIGUEL A.

RIGHTHANDED PITCHER

HEIGHT: 6-2 **BATS:** R **BORN:** January 19, 1988 - Brooklyn, NY
WEIGHT: 210 **THROWS:** R **RESIDENCE:** Luquillo, PR
RECOMMENDED/SIGNED BY: Rolando Casanova (Tigers)

SCHOOL: Florida International University

HOW OBTAINED: Signed by the Tigers as a non-drafted free agent on August 17, 2009.

CAREER HIGHLIGHTS:

2010: Saw action with Carolina in the Puerto Rican Winter League following the season, posting a 0-1 record and 1.74 ERA (20.2IP/4ER) in 19 appearances.

2009: Finished 0-1 with a 5.25 ERA (12.0IP/7ER) in nine outings (two starts) with Carolina in the Puerto Rican Winter League following the season.

Year	Club	W-L	ERA	G	GS	CG	SHO	SV	IP	H	AB	R	ER	HR	HB	BB	SO	WP	BK	AVG
2009	GCL Tigers	0-0	0.00	1	0	0	0	0	1.2	0	5	0	0	0	0	1	2	0	0	.000
	Lakeland	0-0	4.50	2	0	0	0	0	4.0	3	14	2	2	1	0	0	3	0	0	.214
2010	Connecticut	3-2	1.02	13	2	0	0	4	35.1	21	121	4	4	1	3	11	33	1	1	.174
	West Michigan	1-0	4.05	7	0	0	0	0	13.1	13	50	6	6	1	1	6	13	0	0	.260
	Lakeland	2-1	4.91	15	0	0	0	1	22.0	19	85	15	12	4	2	9	20	0	1	.224
MINOR LEAGUE TOTALS		6-3	2.83	38	2	0	0	5	76.1	56	275	27	24	7	6	27	71	1	2	.204

MENDOZA, CLEMENTE ERNESTO

RIGHTHANDED PITCHER

HEIGHT: 6-0 **BATS:** R **BORN:** July 24, 1990 - Caracas, VZ
WEIGHT: 170 **THROWS:** R **RESIDENCE:** Aragua, VZ
RECOMMENDED/SIGNED BY: German Robles (Tigers)

HOW OBTAINED: Signed by the Tigers as a non-drafted free agent on February 8, 2007.

CAREER HIGHLIGHTS:

2010: Tabbed Connecticut's Pitcher of the Year...led the New York-Penn League with 86 hits allowed, while he tied for the lead with 15 games started and one complete game, tied for second with eight home runs allowed and finished third with 84.0 innings pitched.

2009: Tied for fourth in the New York-Penn League with three wins during July...tossed a six-hit shutout in the first game of a doubleheader on August 3 at Tri-City to tie for third in the league with one shutout...seventh in the league with a 1.67 ERA (32.1IP/6ER) in five starts during August.

2008: Tied for second in the Venezuelan Summer League with three wins during July.

TIGERS MINOR LEAGUE PLAYERS



(Mendoza, C., cont.)

Year	Club	W-L	ERA	G	GS	CG	SHO	SV	IP	H	AB	R	ER	HR	HB	BB	SO	WP	BK	AVG
2007	VSL Tigers	1-4	4.97	16	5	0	0	0	38.0	49	158	31	21	1	5	18	27	9	1	.310
2008	VSL Tigers	3-5	2.51	21	0	0	0	2	46.2	35	174	22	13	3	9	14	37	4	1	.201
2009	Oneonta	5-5	3.19	16	11	1	1	0	73.1	69	279	27	26	3	4	19	50	2	0	.247
2010	Connecticut	6-5	4.61	15	15	1	0	0	84.0	86	329	48	43	8	8	25	56	3	2	.261
MINOR LEAGUE TOTALS		15-19	3.83	68	31	2	1	2	242.0	239	940	128	103	15	26	76	170	18	4	.254

MENDOZA, JOSE GREGORIO

RIGHTHANDED PITCHER

HEIGHT: 6-1 **BATS:** R **BORN:** April 1, 1993 - Bolivar, VZ
WEIGHT: 160 **THROWS:** R **RESIDENCE:** Estado Bolivar, VZ
RECOMMENDED/SIGNED BY: Alejandro Rodriguez (Tigers)
SCHOOL: Leopoldo Sucre Figuerela
HOW OBTAINED: Signed by the Tigers as a non-drafted free agent on July 6, 2009.

Year	Club	W-L	ERA	G	GS	CG	SHO	SV	IP	H	AB	R	ER	HR	HB	BB	SO	WP	BK	AVG
2010	VSL Tigers	0-4	4.41	13	5	0	0	0	34.2	41	143	34	17	1	3	18	14	2	4	.287

MERCEDES, MELVIN

RIGHTHANDED PITCHER

HEIGHT: 6-3 **BATS:** R **BORN:** November 2, 1990 - El Seibo, DR
WEIGHT: 190 **THROWS:** R **RESIDENCE:** El Seibo, DR
RECOMMENDED/SIGNED BY: Miguel Rodriguez/Ramon Perez (Tigers)
HOW OBTAINED: Signed by the Tigers as a non-drafted free agent on March 4, 2008.

CAREER HIGHLIGHTS:

2010: Sidelined for the remainder of the season after landing on the disabled list on June 18 following right elbow surgery.
2009: Led the Gulf Coast League with 26 appearances, 25 games finished and 16 saves...topped the league with 11 saves during July, while he tied for the lead with five saves during August...named the 19th-best prospect in the Gulf Coast League and 23rd-best prospect in the Tigers organization following the season by *Baseball America*.
2008: Tied for third in the Dominican Summer League with four saves during August.

Year	Club	W-L	ERA	G	GS	CG	SHO	SV	IP	H	AB	R	ER	HR	HB	BB	SO	WP	BK	AVG
2008	DSL Tigers	2-2	3.19	24	0	0	0	6	36.2	28	135	19	13	1	0	24	33	7	0	.207
2009	GCL Tigers	1-1	1.82	26	0	0	0	16	24.2	19	86	9	5	0	5	14	20	5	1	.221
	West Michigan	0-1	11.57	3	0	0	0	0	2.1	1	8	4	3	0	0	3	1	0	0	.125
2010	West Michigan	1-2	5.03	15	0	0	0	3	19.2	16	71	11	11	0	3	19	12	2	0	.225
MINOR LEAGUE TOTALS		4-6	3.46	68	0	0	0	25	83.1	64	300	43	32	1	8	60	66	14	1	.213

MILLER, PETER EDWARD (PETE)

INFIELDER

HEIGHT: 5-11 **BATS:** R **BORN:** March 10, 1987 - Chicago, IL
WEIGHT: 200 **THROWS:** R **RESIDENCE:** Chicago, IL
RECOMMENDED/SIGNED BY: Marty Miller (Tigers)
SCHOOL: Trinity International University (IL)
HOW OBTAINED: Selected by the Tigers in the 40th round of the June 2010 draft.

CAREER HIGHLIGHTS:

2010: Hit .333 (56x168) with 47 runs scored, 15 doubles, three triples, four home runs and 35 RBI in 53 games during his senior season at Trinity International University.

MISCELLANEOUS: Is the son of Tigers area scout Marty Miller.

Year	Club	AVG	G	AB	R	H	TB	2B	3B	HR	RBI	SH	SF	HB	BB	SO	SB	CS	OBP	SLG	E
2010	GCL Tigers	.287	40	115	18	33	40	5	1	0	6	2	0	4	20	34	2	2	.410	.348	6

MORENO, ALEXANDER

OUTFIELDER

HEIGHT: 6-4 **BATS:** R **BORN:** April 1, 1990 - Caracas, VZ
WEIGHT: 185 **THROWS:** R **RESIDENCE:** Valencia, VZ
RECOMMENDED/SIGNED BY: German Robles (Tigers)
HOW OBTAINED: Signed by the Tigers as a non-drafted free agent on April 23, 2008.

CAREER HIGHLIGHTS:

2009: Second in the Venezuelan Summer League with 74 strikeouts, while he tied for fourth with four triples and tied for fifth with 65 games and 42 RBI...tied for the lead among all league outfielders with 10 assists and 11 errors.

2008: Tied for fourth in the Venezuelan Summer League with 55 strikeouts...tied for ninth in the league with a .339 batting average (21x62) in 17 games during May.

Year	Club	AVG	G	AB	R	H	TB	2B	3B	HR	RBI	SH	SF	HB	BB	SO	SB	CS	OBP	SLG	E
2008	VSL Tigers	.238	60	202	16	48	66	7	1	3	17	0	1	5	13	55	3	4	.299	.327	2
2009	VSL Tigers	.275	65	240	37	66	96	10	4	4	42	0	3	1	24	74	2	2	.340	.400	11
2010	GCL Tigers	.236	19	55	5	13	17	2	1	0	6	0	1	2	4	14	2	1	.306	.309	1
	Lakeland	.213	15	47	3	10	10	0	0	0	6	1	0	0	4	17	2	0	.275	.213	0
MINOR LEAGUE TOTALS		.252	159	544	61	137	189	19	6	7	71	1	5	8	45	160	9	7	.316	.347	14

PLAYER DEVELOPMENT
AND SCOUTING



TIGERS MINOR LEAGUE PLAYERS

MORENO, VICTOR HUGO

RIGHTHANDED PITCHER

HEIGHT: 6-0

BATS: R

BORN: June 10, 1979 - Carabobo, VZ

WEIGHT: 225

THROWS: R

RESIDENCE: Carabobo, VZ

RECOMMENDED/SIGNED BY: (Tigers)

SCHOOL: Lic. Tech. Segrestar

HOW OBTAINED: Signed by the Tigers as a minor league free agent on January 1, 2011.

CAREER HIGHLIGHTS:

2010: Compiled a 5-3 record, 2.25 ERA (44.0IP/11ER), one save and 38 strikeouts in 31 outings with Aragua in the Venezuelan Winter League following the season.

2009: Appeared in four games with Venezuela during the World Baseball Classic, compiling a 1.69 ERA (5.1IP/1ER)...saw action in 30 games with Aragua in the Venezuelan Winter League following the season, posting a 4-2 record, 2.45 ERA (40.1IP/11ER), seven saves and 39 strikeouts.

2008: Finished 3-1 with a 4.20 ERA (30.0IP/14ER), three saves and 27 strikeouts in 27 appearances with Aragua in the Venezuelan Winter League following the season.

2007: Compiled a 4-2 record, 3.45 ERA (28.2IP/11ER) and 27 strikeouts in 21 games with Aragua in the Venezuelan Winter League following the season.

2006: Appeared in one game with Venezuela during the World Baseball Classic...appeared in 21 games with Aragua in the Venezuelan Winter League following the season, posting a 6-3 record and 3.95 ERA (27.1IP/12ER)...signed by Baltimore as a minor league free agent on November 14.

2004: Selected by Oakland from Minnesota in the minor league phase of the Rule 5 Draft on December 13.

2002: Selected by Minnesota from Philadelphia in the minor league phase of the Rule 5 Draft on December 16.

2000: Signed by Philadelphia as a minor league free agent on March 3.

1999: Released by Arizona on December 15.

1997: Signed by Arizona as a non-drafted free agent on September 5, 1997.

Year	Club	W-L	ERA	G	GS	CG	SHO	SV	IP	H	AB	R	ER	HR	HB	BB	SO	WP	BK	AVG
1998	DSL Diamondbacks	4-6	3.75	15	7	0	0	2	50.1	45	190	29	21	5	4	19	53	4	1	.237
1999	DSL Diamondbacks	1-4	4.04	10	7	0	0	0	42.1	41	169	29	19	5	0	19	47	1	1	.243
	AZL Diamondbacks	1-2	9.90	7	0	0	0	2	10.0	17	46	13	11	0	0	6	7	1	0	.370
2000	VSL Phillies	5-2	2.40	18	10	1	0	2	71.1	47	251	25	19	1	6	44	96	11	0	.187
2001	GCL Phillies	4-2	1.69	15	0	0	0	0	26.2	21	102	9	5	3	1	6	25	1	0	.206
2002	Batavia	3-3	3.71	17	0	0	0	5	26.2	19	96	14	11	3	2	21	34	2	1	.198
	Lakewood	1-0	0.00	7	0	0	0	1	10.0	5	32	0	0	0	1	4	13	1	0	.156
2003	Fort Myers	3-1	2.03	16	0	0	0	0	26.2	21	99	9	6	1	1	14	32	2	0	.212
	New Britain	1-1	6.95	24	0	0	0	0	33.2	37	132	27	26	5	1	22	27	4	0	.280
2004	New Britain	7-2	2.27	33	5	0	0	2	75.1	56	272	20	19	4	1	42	86	5	0	.206
	Rochester	1-0	6.35	6	0	0	0	0	11.1	12	46	10	8	1	1	6	12	0	0	.261
2005	Sacramento	4-2	4.50	49	0	0	0	2	74.0	72	279	37	37	4	3	46	71	2	0	.258
2006	Sacramento	5-4	5.38	34	14	0	0	4	100.1	117	391	63	60	7	4	41	68	3	1	.299
2007	Norfolk	2-5	5.06	39	1	0	0	3	64.0	69	247	40	36	4	7	32	52	7	1	.279
2008	Mexico	0-0	15.00	9	0	0	0	0	6.0	14	31	10	10	1	0	4	7	0	1	.452
2009	Campeche	0-1	9.35	10	0	0	0	4	8.2	9	33	9	9	3	1	9	9	1	0	.273
2010	Bologna	0-0	0.56	13	0	0	0	8	32.1	17	113	5	2	0	1	6	52	0	0	.150
MINOR LEAGUE TOTALS		42-35	4.19	309	44	1	0	27	637.1	602	2416	344	297	47	33	335	639	45	6	.249
ITALY TOTALS		0-0	0.56	13	0	0	0	8	32.1	17	113	5	2	0	1	6	52	0	0	.150

MORILLO, GREGORY SMITH

RIGHTHANDED PITCHER

HEIGHT: 6-2

BATS: R

BORN: April 3, 1992 - Santo Domingo, DR

WEIGHT: 187

THROWS: R

RESIDENCE: Santo Domingo, DR

RECOMMENDED/SIGNED BY: Carlos Santana/Ramon Perez/Miguel Garcia (Tigers)

HOW OBTAINED: Signed by the Tigers as a non-drafted free agent on July 3, 2008.

Year	Club	W-L	ERA	G	GS	CG	SHO	SV	IP	H	AB	R	ER	HR	HB	BB	SO	WP	BK	AVG
2009	DSL Tigers	0-2	11.77	11	0	0	0	0	13.0	8	45	19	17	1	3	27	10	8	2	.178
2010	DSL Tigers	0-2	26.04	12	1	0	0	0	9.1	19	46	30	27	3	4	24	6	17	0	.413
MINOR LEAGUE TOTALS		0-4	17.73	23	1	0	0	0	22.1	27	91	49	44	4	7	51	16	25	2	.297

TIGERS MINOR LEAGUE PLAYERS



MORRISON, MICHAEL JOSEPH

RIGHTHANDED PITCHER

HEIGHT: 6-1 BATS: R BORN: December 17, 1987 - Fullerton, CA
 WEIGHT: 210 THROWS: R RESIDENCE: Cypress, CA
 RECOMMENDED/SIGNED BY: Phil Huttman (Tigers)
 SCHOOL: Cal State Fullerton
 HOW OBTAINED: Selected by the Tigers in the 29th round of the June 2009 draft.

CAREER HIGHLIGHTS:

2009: Finished 1-2 with a 3.10 ERA (20.1IP/7ER) and 26 strikeouts in 21 outings as a junior at Cal State Fullerton.
 2008: Posted a 2-2 record, 4.14 ERA (54.1IP/25ER) and 55 strikeouts in 27 appearances (three starts) during his sophomore season at Cal State Fullerton...saw action with Harwich in the Cape Cod League during the summer, compiling a 2-1 record, 3.58 ERA (37.2IP/15ER), two saves and 46 strikeouts in 13 games.

Year	Club	W-L	ERA	G	GS	CG	SHO	SV	IP	H	AB	R	ER	HR	HB	BB	SO	WP	BK	AVG
2009	Oneonta	1-1	3.26	12	0	0	0	0	19.1	16	72	7	7	0	4	10	26	3	0	.222
2010	Lakeland	0-0	0.00	3	0	0	0	0	5.0	2	17	0	0	0	0	6	1	0	.118	
MINOR LEAGUE TOTALS		1-1	2.59	15	0	0	0	0	24.1	18	89	7	7	0	4	10	32	4	0	.202

MOSQUERA, YONNY YOEL

RIGHTHANDED PITCHER

HEIGHT: 5-10 BATS: R BORN: January 16, 1991 - Carabobo, VZ
 WEIGHT: 170 THROWS: R RESIDENCE: Carabobo, VZ
 RECOMMENDED/SIGNED BY: Alejandro Rodriguez (Tigers)
 HOW OBTAINED: Signed by the Tigers as a non-drafted free agent on January 15, 2009.

Year	Club	W-L	ERA	G	GS	CG	SHO	SV	IP	H	AB	R	ER	HR	HB	BB	SO	WP	BK	AVG
2009	VSL Tigers	1-3	4.88	18	0	0	0	3	31.1	32	115	21	17	0	7	20	25	2	2	.278
2010	VSL Tigers	1-4	4.10	20	5	0	0	1	37.1	46	145	26	17	0	2	26	24	7	1	.317
MINOR LEAGUE TOTALS		2-7	4.46	38	5	0	0	4	68.2	78	260	47	34	0	9	46	49	9	3	.300

MOWRY, TIMOTHY WARREN (TIM)

RIGHTHANDED PITCHER

HEIGHT: 6-5 BATS: R BORN: September 28, 1987 - Kalamazoo, MI
 WEIGHT: 215 THROWS: R RESIDENCE: Portage, MI
 RECOMMENDED/SIGNED BY: Garrett Guest (Tigers)
 SCHOOL: Western Michigan University
 HOW OBTAINED: Signed by the Tigers as a non-drafted free agent on June 18, 2010.

Year	Club	W-L	ERA	G	GS	CG	SHO	SV	IP	H	AB	R	ER	HR	HB	BB	SO	WP	BK	AVG
2010	GCL Tigers	1-1	3.86	9	0	0	0	0	11.2	8	41	8	5	2	2	4	9	0	2	.195
	Connecticut	2-0	3.60	11	0	0	0	1	20.0	20	77	10	8	2	0	8	15	1	0	.260
MINOR LEAGUE TOTALS		3-1	3.69	20	0	0	0	1	31.2	28	118	18	13	4	2	12	24	1	2	.237

MOYA, STEVEN

OUTFIELDER

HEIGHT: 6-6 BATS: L BORN: August 9, 1991 - Rio Piedras, PR
 WEIGHT: 220 THROWS: R RESIDENCE: La Romana, DR
 RECOMMENDED/SIGNED BY: Miguel Rodriguez/Ramon Perez/Miguel Garcia (Tigers)
 HOW OBTAINED: Signed by the Tigers as a non-drafted free agent on October 1, 2008.
 CAREER HIGHLIGHTS:
 2010: Second in the Gulf Coast League with 64 strikeouts.

Year	Club	AVG	G	AB	R	H	TB	2B	3B	HR	RBI	SH	SF	HB	BB	SO	SB	CS	OBP	SLG	E
2009	DSL Tigers	.252	60	218	36	55	81	8	0	6	33	0	0	4	33	58	4	2	.361	.372	5
2010	GCL Tigers	.190	40	137	12	26	41	5	2	2	11	0	0	1	6	64	0	0	.229	.299	4
MINOR LEAGUE TOTALS		.228	100	355	48	81	122	13	2	8	44	0	0	5	39	122	4	2	.313	.344	9

NAVIA, ALDO

OUTFIELDER

HEIGHT: 6-0 BATS: R BORN: November 30, 1989 - Bolivar, Colombia
 WEIGHT: 180 THROWS: R RESIDENCE: Bolivar, Colombia
 RECOMMENDED/SIGNED BY: Alvaro Blanco/Ramon Webster (Tigers)
 HOW OBTAINED: Signed by the Tigers as a non-drafted free agent on October 23, 2008.

Year	Club	AVG	G	AB	R	H	TB	2B	3B	HR	RBI	SH	SF	HB	BB	SO	SB	CS	OBP	SLG	E
2009	VSL Tigers	.206	47	160	19	33	43	5	1	1	11	0	0	4	9	27	6	3	.266	.269	4
2010	DSL Tigers	.193	34	88	9	17	19	0	1	0	3	1	0	4	6	20	4	4	.276	.216	6
MINOR LEAGUE TOTALS		.202	81	248	28	50	62	5	2	1	14	1	0	8	15	47	10	7	.269	.250	10

PLAYER DEVELOPMENT
AND SCOUTING



TIGERS MINOR LEAGUE PLAYERS

NELSON, COLE HUNTER

LEFTHANDED PITCHER

HEIGHT: 6-7
WEIGHT: 233
RECOMMENDED/SIGNED BY: Bryson Barber (Tigers)
SCHOOL: Auburn University (AL)
HOW OBTAINED: Selected by the Tigers in the 10th round of the June 2010 draft.

BATS: L
THROWS: L
BORN: July 14, 1989 - Edina, MN
RESIDENCE: North Fort Myers, FL

CAREER HIGHLIGHTS:

2010: Named the 30th-best prospect in the Tigers organization following the season by *Baseball America*.
2009: Selected by Tampa Bay in the 45th round of the June draft out of Des Moines Area Community College, but he did not sign.

Year	Club	W-L	ERA	G	GS	CG	SHO	SV	IP	H	AB	R	ER	HR	HB	BB	SO	WP	BK	AVG
2010	GCL Tigers	1-0	0.59	7	1	0	0	1	15.1	11	59	5	1	0	0	7	27	0	0	.186
	Lakeland	0-0	0.75	2	2	0	0	0	12.0	1	36	1	1	0	0	6	9	0	0	.028
MINOR LEAGUE TOTALS		1-0	0.66	9	3	0	0	1	27.1	12	95	6	2	0	0	13	36	0	0	.126

NESBITT, ANGEL LADIMIR

RIGHTHANDED PITCHER

HEIGHT: 6-1
WEIGHT: 175
RECOMMENDED/SIGNED BY: German Robles (Tigers)
SCHOOL: U.E. Hilarío Cabrera Díaz
HOW OBTAINED: Signed by the Tigers as a non-drafted free agent on April 24, 2009.

BATS: R
THROWS: R
BORN: December 4, 1990 - Aragua, VZ
RESIDENCE: Aragua, VZ

CAREER HIGHLIGHTS:

2010: Named the Venezuelan Summer League Pitcher of the Year...led all Venezuelan Summer League pitchers with three double plays.

Year	Club	W-L	ERA	G	GS	CG	SHO	SV	IP	H	AB	R	ER	HR	HB	BB	SO	WP	BK	AVG
2009	VSL Tigers	0-0	16.74	13	0	0	0	0	16.2	36	81	32	31	6	2	12	6	1	1	.444
2010	VSL Tigers	1-2	1.34	20	1	0	0	4	33.2	26	120	7	5	0	1	18	19	8	1	.217
MINOR LEAGUE TOTALS		1-2	6.44	33	1	0	0	4	50.1	62	201	39	36	6	3	30	25	9	2	.308

NEWMAN, NATHAN B. (NATE)

RIGHTHANDED PITCHER

HEIGHT: 6-5
WEIGHT: 215
RECOMMENDED/SIGNED BY: Phil Huttman (Tigers)
SCHOOL: Pepperdine University (CA)
HOW OBTAINED: Selected by the Tigers in the 17th round of the June 2009 draft.

BATS: R
THROWS: R
BORN: December 17, 1986 - Houston, TX
RESIDENCE: Houston, TX

CAREER HIGHLIGHTS:

2009: Finished 3-5 with a 5.12 ERA (77.1IP/44ER) and 79 strikeouts in 13 games (12 starts) as a senior at Pepperdine University.
2008: Selected by Seattle in the 10th round of the June draft out of Pepperdine University, but he did not sign...an All-West Coast Conference selection as a junior at Pepperdine University after posting an 8-4 record and 3.46 ERA (93.2IP/36ER) in 15 outings (13 starts).
2007: Earned all-star honors with Vienna in the Clark Griffith League during the summer.

Year	Club	W-L	ERA	G	GS	CG	SHO	SV	IP	H	AB	R	ER	HR	HB	BB	SO	WP	BK	AVG
2009	Oneonta	2-1	2.34	12	9	0	0	0	42.1	35	160	15	11	0	4	20	34	8	1	.219
2010	West Michigan	0-5	4.46	28	4	0	0	0	68.2	69	264	39	34	3	2	34	45	17	1	.261
MINOR LEAGUE TOTALS		2-6	3.65	40	13	0	0	0	111.0	104	424	54	45	3	6	54	79	25	2	.245

NICOLAS, CESAR J.

FIRST BASEMAN

HEIGHT: 6-4
WEIGHT: 225
RECOMMENDED/SIGNED BY: (Tigers)
SCHOOL: Vanderbilt University (TN)

BATS: R
THROWS: R
BORN: April 17, 1982 - Queens, NY
RESIDENCE: Miami, FL

HOW OBTAINED: Signed by the Tigers as a minor league free agent on January 21, 2010.

CAREER HIGHLIGHTS:

2010: Saw action in 15 games with Mayaguez in the Puerto Rican Winter League, hitting .217 (10x46) with a double and eight RBI.
2009: Released by the Diamondbacks organization on April 3...batted .250 (9x36) with two doubles, a home run and six RBI in 11 games with Caguas in the Puerto Rican Winter League following the season.
2006: Third in the California League with a .400 on-base percentage.
2005: Signed with Arizona on January 10...selected to the Midwest League's post-season all-star squad...led the Midwest League with a .428 on-base percentage, .594 slugging percentage and one home run every 15.48 at-bats, while he tied for third with 21 home runs, tied for fifth with 52 extra-base hits and tied for 10th with a .302 batting average...tabbed the Midwest League Player of the Week both July 4-10 and August 1-7...batted .500 (11x22) with six doubles, three home runs and seven RBI in seven games July 4-10, while he hit .684 (13x19) with two doubles, a triple, four home runs and 11 RBI in five games August 1-7...named the 22nd-best prospect in the Diamondbacks organization following the season by *Baseball America*.
2004: Selected by Arizona in the fifth round of the June draft...hit .336 (79x235) with 44 runs scored, 18 doubles, a triple, 15 home runs and 70 RBI as a senior at Vanderbilt University.
2003: Batted .313 (63x201) with 28 runs scored, 12 doubles, seven home runs and 33 RBI as a junior at Vanderbilt University.

TIGERS MINOR LEAGUE PLAYERS



(Nicolas, cont.)

Year	Club	AVG	G	AB	R	H	TB	2B	3B	HR	RBI	SH	SF	HB	BB	SO	SB	CS	OBP	SLG	E
2005	South Bend	.302	91	325	70	98	193	30	1	21	70	0	2	15	58	60	1	0	.428	.594	13
2006	Lancaster	.302	120	434	78	131	207	34	0	14	80	2	5	14	60	81	1	2	.400	.477	9
2007	Mobile	.245	109	310	53	76	121	18	0	9	52	3	6	16	47	78	2	7	.367	.390	14
2008	Mobile	.260	97	296	38	77	121	23	0	7	43	0	3	10	55	60	1	2	.390	.409	11
2009	Southern Maryland	.289	10	38	5	11	25	2	0	4	9	0	0	1	2	8	0	0	.341	.658	1
	Grand Prairie	.335	96	358	83	120	192	30	0	14	103	1	3	8	67	42	6	4	.447	.536	11
2010	Erie	.279	70	244	28	68	108	19	0	7	38	0	4	8	33	50	1	0	.377	.443	6
MINOR LEAGUE TOTALS		.290	593	2005	355	581	967	156	1	76	395	6	23	72	322	379	12	15	.403	.482	65

NOWLIN, WILLIAM (BILLY)

FIRST BASEMAN/OUTFIELDER

HEIGHT: 6-1

BATS: R

BORN: December 16, 1986 - Fountain Valley, CA

WEIGHT: 210

THROWS: R

RESIDENCE: Huntington Beach, CA

RECOMMENDED/SIGNED BY: Tim McWilliam (Tigers)

SCHOOL: Golden West College (CA)

HOW OBTAINED: Selected by the Tigers in the 25th round of the June 2008 draft.

CAREER HIGHLIGHTS:

2010: Shared Tigers Minor League Player of the Month honors for June after hitting .352 (31x88) with a triple, four home runs and 16 RBI in 23 games with Lakeland.

2009: Earned Midwest League post-season all-star honors...third in the Midwest League with a .311 batting average, while he tied for fourth with a .483 slugging percentage...selected the Midwest League Player of the Week for April 8-19 after hitting .455 (10x22) with two doubles and 10 RBI in six games...fourth in the league with a .362 batting average (17x47) in 13 games during April...tied for second in the league with 60 total bases during July, while he finished third with a .365 batting average (38x104) in 27 games...tied for fifth in the league with five home runs during August...batted .500 (4x8) with three RBI in three games during the Midwest League playoffs.

2008: Shared Most Valuable Player honors in the Orange Empire Conference after hitting .439 (75x171) with 38 runs scored, 21 doubles, eight home runs and 53 RBI in 43 games at Golden West College.

2007: Saw action with Newport in the So Cal Wood Bat League during the summer, batting .265 (13x49) with six RBI in 17 games.

Year	Club	AVG	G	AB	R	H	TB	2B	3B	HR	RBI	SH	SF	HB	BB	SO	SB	CS	OBP	SLG	E
2008	GCL Tigers	.286	6	21	2	6	11	2	0	1	5	0	0	0	2	7	0	0	.348	.524	0
	Oneonta	.236	49	178	19	42	65	5	0	6	26	0	3	4	10	27	1	1	.287	.365	3
2009	West Michigan	.311	112	418	69	130	202	29	2	13	77	0	5	20	37	67	2	0	.390	.483	6
2010	Lakeland	.262	83	298	28	78	116	9	1	9	45	0	1	6	32	59	1	2	.344	.389	3
	Erie	.268	40	142	18	38	66	11	1	5	26	0	1	6	3	40	0	0	.309	.465	1
MINOR LEAGUE TOTALS		.278	290	1057	136	294	460	56	4	34	179	0	10	36	84	200	4	3	.349	.435	13

NUNEZ, ALEXANDER

SECOND BASEMAN

HEIGHT: 5-11

BATS: R

BORN: May 4, 1990 - La Vega, DR

WEIGHT: 191

THROWS: R

RESIDENCE: La Vega, DR

RECOMMENDED/SIGNED BY: Ramon Perez/Miguel Garcia (Tigers)

SCHOOL: Eugenio Maria de Ostos

HOW OBTAINED: Signed by the Tigers as a non-drafted free agent on December 7, 2007.

CAREER HIGHLIGHTS:

2009: Tabbed the Gulf Coast League Tigers Player of the Year...second in the Gulf Coast League with a .531 slugging percentage, while he tied for third with five triples and finished seventh with a .308 batting average...tied for fifth in the league with 43 total bases during July, while he was 11th with a .318 batting average (28x88) in 24 games...tied for second in the league with three home runs during August.

Year	Club	AVG	G	AB	R	H	TB	2B	3B	HR	RBI	SH	SF	HB	BB	SO	SB	CS	OBP	SLG	E
2008	DSL Tigers	.269	48	167	28	45	57	7	1	1	15	1	1	1	25	43	6	3	.366	.341	8
2009	GCL Tigers	.308	41	143	18	44	76	7	5	5	17	2	0	3	7	31	4	3	.353	.531	4
2010	Connecticut	.223	68	265	29	59	87	14	4	2	27	4	2	2	14	76	14	6	.265	.328	10
MINOR LEAGUE TOTALS		.257	157	575	75	148	220	28	10	8	59	7	3	6	46	150	24	12	.317	.383	22

PLAYER DEVELOPMENT
AND SCOUTING



TIGERS MINOR LEAGUE PLAYERS

NUNEZ, ALEXIS A. (ALEX)

INFIELDER

HEIGHT: 5-11

BATS: L

BORN: April 30, 1981 - Valencia, VZ

WEIGHT: 170

THROWS: R

RESIDENCE: Valencia, VZ

RECOMMENDED/SIGNED BY: (Tigers)

HOW OBTAINED: Signed by the Tigers as a minor league free agent on December 2, 2010.

CAREER HIGHLIGHTS:

2010: Batted .340 (34x100) with two doubles, three triples and 13 RBI in 36 games with Aragua in the Venezuelan Winter League following the season.

2009: Saw action in 29 games with Aragua in the Venezuelan Winter League following the season, batting .267 (16x60) with a double, two triples, a home run and seven RBI.

2008: Played in 24 games with Aragua in the Venezuelan Winter League following the season, hitting .286 (10x35).

2007: Released by Washington on June 22...batted .310 (18x58) in 36 games with Aragua in the Venezuelan Winter League following the season.

2006: Signed by Washington as a minor league free agent on January 24...played in 43 games with Aragua in the Venezuelan Winter League following the season, batting .297 (30x101) with a double, two triples, two home runs and 12 RBI.

2005: Released by St. Louis on April 22.

2004: Signed by St. Louis as a minor league free agent on December 24.

2002: Released by Minnesota on January 14...signed by Philadelphia as a minor league free agent on February 8....released by Philadelphia on December 17.

1999: Signed by Minnesota as a non-drafted free agent on July 5.

Year	Club	AVG	G	AB	R	H	TB	2B	3B	HR	RBI	SH	SF	HB	BB	SO	SB	CS	OBP	SLG	E
2000	VSL Twins	.363	51	146	36	53	71	7	4	1	29	1	2	14	24	21	19	10	.489	.486	—
2001	GCL Twins	.182	4	11	1	2	2	0	0	0	0	0	0	0	0	1	0	0	.182	.182	0
	Elizabethton	.298	21	57	10	17	20	3	0	0	11	0	1	0	11	9	3	2	.406	.351	4
2002	GCL Phillies#	.224	14	49	4	11	15	4	0	0	7	0	2	1	5	5	3	0	.298	.306	3
	Batavia	.255	15	47	9	12	18	3	0	1	6	0	1	2	11	8	3	0	.410	.383	6
	Lakewood	.200	6	15	0	3	3	0	0	0	0	1	0	0	0	2	0	0	.200	.200	1
	Clearwater	.160	10	25	3	4	6	2	0	0	1	1	0	1	4	6	0	2	.300	.240	2
2003	Did not play																				
2004	Did not play																				
2005	Worcester	.340	89	312	51	106	143	13	3	6	40	3	2	5	34	35	10	5	.411	.458	13
2006	Savannah	.265	72	249	30	66	90	12	3	2	19	6	1	2	25	38	10	6	.336	.361	10
	Potomac	.265	13	34	0	9	9	0	0	0	1	1	0	1	3	7	2	1	.342	.265	1
2007	Hagerstown	.271	47	170	33	46	70	6	0	6	23	9	1	2	17	29	6	4	.342	.412	11
	Potomac	.364	3	11	2	4	5	1	0	0	2	2	0	0	2	3	1	0	.462	.455	0
	Brockton	.257	49	191	24	49	64	6	3	1	16	4	0	3	17	26	7	2	.327	.335	10
2008	Quebec	.339	89	330	52	112	141	16	2	3	47	2	4	4	32	34	20	12	.400	.427	8
2009	Quebec	.314	92	341	54	107	129	13	0	3	34	5	2	6	35	41	15	7	.385	.378	—
2010	Quebec	.298	86	339	55	101	132	13	3	4	33	3	4	4	31	53	29	2	.360	.389	10
MINOR LEAGUE TOTALS		.302	661	2327	364	702	918	99	18	27	269	38	20	45	251	318	128	53	.378	.394	79

NUNEZ, GUSTAVO ADOLFO

SHORTSTOP

HEIGHT: 5-10

BATS: S

BORN: February 8, 1988 - San Pedro de Macoris, DR

WEIGHT: 168

THROWS: R

RESIDENCE: San Pedro de Macoris, DR

RECOMMENDED/SIGNED BY: Julian German/Ramon Perez (Tigers)

HOW OBTAINED: Signed by the Tigers as a non-drafted free agent on May 3, 2007.

CAREER HIGHLIGHTS:

2010: Selected to the Florida State League's mid-season all-star squad...led the Florida State League with 16 sacrifice hits, while he finished second with 523 at-bats and fifth with 33 stolen bases...topped all league shortstops with 628 total chances, 214 putouts, 388 assists and 76 double plays...tabbed the best defensive shortstop in the Florida State League by *Baseball America*...named the 23rd-best prospect and fastest baserunner in the Tigers organization following the season by *Baseball America*...saw action in 14 games with Escogido in the Dominican Winter League following the season, hitting .154 (2x13).

2009: Tabbed West Michigan's Player of the Year...tied for the lead in the Midwest League with 25 caught stealings, while he finished second with a .315 batting average, tied for second with 10 triples, tied for third with 45 stolen bases and finished fourth with 146 hits...rated as possessing the best infield arm in the Midwest League by *Baseball America*...finished 14th in the league with a .330 batting average (38x115) in 26 games during May...third in the league with a .354 batting average (35x99) in 24 games during June, while he tied for fifth with 44 total bases...named the seventh-best prospect and best defensive infielder in the Tigers organization following the season by *Baseball America*.

2007: Selected to the Dominican Summer League's mid-season all-star squad...posted a 13-game hitting streak July 15-August 1, batting .333 (18x54) with 13 RBI.

Year	Club	AVG	G	AB	R	H	TB	2B	3B	HR	RBI	SH	SF	HB	BB	SO	SB	CS	OBP	SLG	E
2007	DSL Tigers	.284	64	243	50	69	85	10	3	0	42	10	3	3	32	45	9	7	.370	.350	23
2008	GCL Tigers	.200	13	40	5	8	11	3	0	0	5	0	1	0	2	6	1	1	.233	.275	7
	Lakeland	.245	45	147	14	36	40	4	0	0	15	3	1	2	11	29	1	3	.304	.272	11
2009	GCL Tigers	.190	6	21	5	4	7	0	0	1	4	1	0	1	1	5	3	0	.261	.333	2
	West Michigan	.315	112	464	82	146	197	16	10	5	40	9	5	11	25	62	45	25	.360	.425	23
2010	Lakeland	.222	128	523	66	116	147	13	6	2	33	16	3	9	21	93	33	8	.263	.281	26
MINOR LEAGUE TOTALS		.264	368	1438	222	379	487	46	19	8	139	39	13	26	92	240	92	44	.317	.339	92

TIGERS MINOR LEAGUE PLAYERS



OLIVO, RICARDO GUARIONEX

CATCHER

HEIGHT: 6-0 BATS: R BORN: November 5, 1990 - Santiago, DR
 WEIGHT: 179 THROWS: R RESIDENCE: Santiago, DR
 RECOMMENDED/SIGNED BY: Ramon Perez (Tigers)
 HOW OBTAINED: Signed by the Tigers as a non-drafted free agent on October 11, 2007.
 CAREER HIGHLIGHTS:

2009: Sidelined for the entire season with a left wrist hamate fracture.

Year	Club	AVG	G	AB	R	H	TB	2B	3B	HR	RBI	SH	SF	HB	BB	SO	SB	CS	OBP	SLG	E
2008	DSL Tigers	.219	42	137	14	30	42	6	0	2	16	0	0	6	13	35	0	1	.314	.307	7
2009	Did not play - injured																				
2010	DSL Tigers	.161	12	31	4	5	6	1	0	0	5	0	1	2	4	7	0	0	.289	.194	7
MINOR LEAGUE TOTALS		.208	54	168	18	35	48	7	0	2	21	0	1	8	17	42	0	1	.309	.286	14

ORTIZ, SAMUEL DAVID

INFIELDER

HEIGHT: 5-11 BATS: R BORN: June 12, 1991 - Santo Domingo, DR
 WEIGHT: 155 THROWS: R RESIDENCE: Ingenio San Luis, DR
 RECOMMENDED/SIGNED BY: Ramon Perez/Miguel Garcia (Tigers)
 HOW OBTAINED: Signed by the Tigers as a non-drafted free agent on May 29, 2008.

Year	Club	AVG	G	AB	R	H	TB	2B	3B	HR	RBI	SH	SF	HB	BB	SO	SB	CS	OBP	SLG	E
2008	DSL Tigers	.217	47	152	15	33	42	7	1	0	15	0	1	10	16	49	4	2	.330	.276	23
2009	DSL Tigers	.242	61	194	34	47	64	8	0	3	35	1	5	11	32	41	2	3	.372	.330	16
2010	DSL Tigers	.273	45	139	18	38	50	6	3	0	10	3	0	2	15	24	2	0	.353	.360	10
MINOR LEAGUE TOTALS		.243	153	485	67	118	156	21	4	3	60	4	6	23	63	114	8	5	.354	.322	49

OSSES, OMAR ELIECER

CATCHER

HEIGHT: 6-0 BATS: R BORN: May 25, 1993 - Aguadulce, Panama
 WEIGHT: 160 THROWS: R RESIDENCE: Nata, Panama
 RECOMMENDED/SIGNED BY: Ramon Webster (Tigers)
 SCHOOL: IPTIA
 HOW OBTAINED: Signed by the Tigers as a non-drafted free agent on March 4, 2010.

Year	Club	AVG	G	AB	R	H	TB	2B	3B	HR	RBI	SH	SF	HB	BB	SO	SB	CS	OBP	SLG	E
2010	VSL Tigers	.170	29	88	5	15	23	3	1	1	8	3	0	4	5	16	1	1	.247	.261	2
	DSL Tigers	.286	18	56	4	16	17	1	0	0	4	0	0	0	4	8	0	0	.333	.304	3
MINOR LEAGUE TOTALS		.215	47	144	9	31	40	4	1	1	12	3	0	4	9	24	1	1	.280	.278	5

OVALLS, VICTOR JUNIOR

THIRD BASEMAN

HEIGHT: 6-4 BATS: R BORN: June 23, 1993 - Santo Domingo, DR
 WEIGHT: 195 THROWS: R RESIDENCE: Santo Domingo, DR
 RECOMMENDED/SIGNED BY: Carlos Santana/Ramon Perez/Miguel Garcia (Tigers)
 HOW OBTAINED: Signed by the Tigers as a non-drafted free agent on March 2, 2010.

Year	Club	AVG	G	AB	R	H	TB	2B	3B	HR	RBI	SH	SF	HB	BB	SO	SB	CS	OBP	SLG	E
2010	DSL Tigers	.107	11	28	1	3	4	1	0	0	0	0	0	1	3	14	0	0	.219	.143	2

PALACIOS, WILSEN BRAYAN

RIGHTHANDED PITCHER

HEIGHT: 6-3 BATS: R BORN: December 15, 1989 - Miranda, VZ
 WEIGHT: 214 THROWS: R RESIDENCE: Miranda, VZ
 RECOMMENDED/SIGNED BY: Pedro Chavez (Tigers)
 HOW OBTAINED: Signed by the Tigers as a non-drafted free agent on July 4, 2006.
 CAREER HIGHLIGHTS:

2010: Tied for second in the Gulf Coast League with 61.1 innings pitched, while he finished third with 58 strikeouts, tied for fifth with 11 games started and one complete game and finished 10th with a 2.79 ERA...second among all Gulf Coast League starters with 9.83 baserunners per nine innings, while he was third with a .221 batting average against, 8.51 strikeouts per nine innings and 1.61 walks per nine innings...tabbed the New York-Penn League Pitcher of the Week for August 30-September 5 after not allowing a run in 10.1 innings over his two outings.

Year	Club	W-L	ERA	G	GS	CG	SHO	SV	IP	H	AB	R	ER	HR	HB	BB	SO	WP	BK	AVG
2007	VSL Tigers	2-2	4.91	10	4	0	0	0	29.1	37	118	20	16	1	7	12	17	9	3	.314
2008	VSL Tigers	2-3	1.52	16	1	0	0	2	41.1	39	155	14	7	1	5	15	36	4	2	.252
2009	DSL Tigers	0-1	3.48	7	0	0	0	1	10.1	11	39	4	4	0	4	0	14	1	0	.282
2010	GCL Tigers	4-4	2.79	11	11	1	0	0	61.1	52	235	20	19	1	4	11	58	8	1	.221
	Connecticut	0-0	0.00	2	0	0	0	0	10.1	4	35	0	0	0	0	0	9	0	0	.114
	Lakeland	0-0	3.86	1	0	0	0	0	2.1	1	7	1	1	0	0	2	0	0	0	.143
MINOR LEAGUE TOTALS		8-10	2.73	47	16	1	0	3	155.0	144	589	59	47	3	20	40	134	22	6	.244

PLAYER DEVELOPMENT
AND SCOUTING



TIGERS MINOR LEAGUE PLAYERS

PANIAGUA, ADRIAN

RIGHTHANDED PITCHER

HEIGHT: 6-5 BATS: R BORN: May 1, 1991 - Bani, DR
 WEIGHT: 195 THROWS: R RESIDENCE: Bani, DR
 RECOMMENDED/SIGNED BY: Carlos Santana/Ramon Perez (Tigers)
 SCHOOL: Francisco Gregorio Billini
 HOW OBTAINED: Signed by the Tigers as a non-drafted free agent on December 16, 2010.

Year	Club	W-L	ERA	G	GS	CG	SHO	SV	IP	H	AB	R	ER	HR	HB	BB	SO	WP	BK	AVG
------	------	-----	-----	---	----	----	-----	----	----	---	----	---	----	----	----	----	----	----	----	-----

(2011 will be first professional season)

PAULINO, BRENNY ONIL

RIGHTHANDED PITCHER

HEIGHT: 6-4 BATS: R BORN: February 21, 1993 - Nizao, DR
 WEIGHT: 170 THROWS: R RESIDENCE: Nizao, DR
 RECOMMENDED/SIGNED BY: Carlos Santana/Ramon Perez/Miguel Garcia (Tigers)
 HOW OBTAINED: Signed by the Tigers as a non-drafted free agent on September 10, 2009.

CAREER HIGHLIGHTS:

2010: Tied for the lead in the Dominican Summer League with 15 games started, while he finished second with 45 walks allowed.

Year	Club	W-L	ERA	G	GS	CG	SHO	SV	IP	H	AB	R	ER	HR	HB	BB	SO	WP	BK	AVG
2010	DSL Tigers	1-6	3.88	16	15	0	0	0	46.1	34	166	31	20	0	4	45	55	14	1	.205

PAULINO, DAVID CONFESOR

RIGHTHANDED PITCHER

HEIGHT: 6-5 BATS: R BORN: February 6, 1994 - Nizao, DR
 WEIGHT: 178 THROWS: R RESIDENCE: Bani, DR
 RECOMMENDED/SIGNED BY: Carlos Santana/Ramon Perez/Miguel Garcia (Tigers)
 HOW OBTAINED: Signed by the Tigers as a non-drafted free agent on September 28, 2010.

Year	Club	W-L	ERA	G	GS	CG	SHO	SV	IP	H	AB	R	ER	HR	HB	BB	SO	WP	BK	AVG
------	------	-----	-----	---	----	----	-----	----	----	---	----	---	----	----	----	----	----	----	----	-----

(2011 will be first professional season)

PEREZ, HERNAN ALEJANDRO

SHORTSTOP

HEIGHT: 6-0 BATS: R BORN: March 26, 1991 - Aragua, VZ
 WEIGHT: 180 THROWS: R RESIDENCE: Aragua, VZ
 RECOMMENDED/SIGNED BY: Jesus Garces/Pedro Chavez (Tigers)
 HOW OBTAINED: Signed by the Tigers as a non-drafted free agent on July 2, 2007.

CAREER HIGHLIGHTS:

2010: Topped all Midwest League shortstops with 615 total chances, 200 putouts and 380 assists.

2009: Saw action in two games with Caracas in the Venezuelan Winter League following the season.

2008: Led the Venezuelan Summer League with 265 at-bats, while he tied for second with 68 games played and tied for third with four triples ...topped all league shortstops with 341 total chances, 88 putouts and 231 assists.

Year	Club	AVG	G	AB	R	H	TB	2B	3B	HR	RBI	SH	SF	HB	BB	SO	SB	CS	OBP	SLG	E
2008	VSL Tigers	.226	68	265	38	60	79	8	4	1	22	3	3	4	16	35	4	4	.278	.298	22
2009	GCL Tigers	.222	21	81	9	18	32	9	1	1	9	1	0	1	3	14	2	0	.259	.395	1
	West Michigan	.227	12	44	0	10	12	0	1	0	5	1	0	0	0	8	2	1	.227	.273	3
	Lakeland	.264	21	72	7	19	25	4	1	0	10	1	1	0	3	21	0	0	.289	.347	3
2010	West Michigan	.235	124	473	45	111	141	15	0	5	50	2	5	2	25	98	5	1	.273	.298	35
MINOR LEAGUE TOTALS		.233	246	935	99	218	289	36	7	7	96	8	9	7	47	176	13	6	.273	.309	64

TIGERS MINOR LEAGUE PLAYERS



PEREZ, TIMONIEL M.

OUTFIELDER

HEIGHT: 5-9

BATS: L

BORN: April 8, 1975 - Bani, DR

WEIGHT: 180

THROWS: L

RESIDENCE: San Cristobal, DR

RECOMMENDED/SIGNED BY: (Tigers)

HOW OBTAINED: Signed by the Tigers as a minor league free agent on January 24, 2011.

CAREER HIGHLIGHTS:

2010: Signed by the Los Angeles Dodgers as a minor league free agent on January 26...released by the Dodgers on July 6...signed by Philadelphia as a minor league free agent on July 20...hit .279 (39x140) with five doubles, two home runs and 18 RBI in 38 games with Lacey in the Dominican Winter League following the season.

2009: Released by the Tigers on April 4...saw action in 38 games with Lacey in the Dominican Winter League following the season, batting .356 (47x132) with eight doubles, two triples, three home runs and 26 RBI.

2008: Tied for ninth in the International League with a .302 batting average...fanned once every 11.35 plate appearance, the toughest batter to strike out in the league...hit .319 (53x166) with 31 runs scored, seven doubles, six home runs and 29 RBI in 48 games for Lacey in the Dominican Winter League following the season.

2007: Signed by the Tigers as a minor league free agent on January 4...selected to both the International League's mid- and post-season all-star squads -- tabbed the league's most valuable player at the Triple A All-Star Game after collecting three hits and two RBI...second in the International League with 151 hits and 39 doubles, while he finished fifth with 76 runs scored and tied for fifth with a .309 batting average...saw action in 20 games with Lacey in the Dominican Winter League following the season, hitting .230 (17x74).

2006: Signed by Cincinnati as a minor league free agent on February 9...acquired by St. Louis from Cincinnati on April 21...released by St. Louis on August 31...played for Lacey in the Dominican Winter League following the season, batting .238 (20x84) with seven doubles, a home run and 10 RBI in 26 games.

2004: Acquired by the Chicago White Sox from the New York Mets in a two-player deal on March 27...batted .256 (21x82) with three doubles, two home runs and seven RBI in 22 games for Lacey in the Dominican Winter League following the season.

2003: Hit .271 with three doubles and five RBI for Lacey in the Dominican Winter League following the season.

2001: Saw action with Lacey in the Dominican Winter League following the season, batting .267 in 17 games before fracturing his right hamate bone after being hit by a pitch.

2000: Signed by the Mets as a free agent on March 15...made his major league debut on September 1 at St. Louis, singling off Dave Veres as a pinch-hitter for his first major league hit...named the fourth-best prospect in the Mets organization following the season by *Baseball America*.

Year	Club	AVG	G	AB	R	H	TB	2B	3B	HR	RBI	SH	SF	HB	BB	SO	SB	CS	OBP	SLG	E
1996	Hiroshima (CL)	.278	31	54	8	15	19	1	0	1	7	0	0	0	1	7	3	0	.304	.352	—
1997	Toyo (WL)	.304	19	69	9	21	32	3	1	2	12	0	0	0	10	3	9	0	.392	.464	—
	Hiroshima (CL)	.245	86	139	17	34	51	4	2	3	15	0	0	0	10	16	2	0	.295	.367	—
1998	Hiroshima (WL)	.286	2	7	0	2	2	0	0	0	0	0	0	0	0	0	0	0	.286	.286	—
	Hiroshima (CL)	.296	98	230	22	68	93	8	1	5	35	0	0	1	20	21	4	0	.350	.404	—
1999	Hiroshima (WL)	.363	60	160	19	58	82	13	4	1	24	0	0	1	34	13	6	0	.467	.513	—
	Hiroshima (CL)	.174	12	23	2	4	4	0	0	0	2	0	0	2	3	3	0	0	.269	.174	—
2000	St. Lucie	.355	8	31	3	11	18	4	0	1	8	2	1	1	2	1	3	3	.400	.581	0
	Norfolk	.357	72	291	45	104	149	17	5	6	37	4	4	3	16	25	13	7	.392	.512	5
	New York (NL)	.286	24	49	11	14	23	4	1	3	0	1	1	3	5	1	1	.333	.469	1	
2001	Norfolk	.359	48	192	37	69	101	10	2	6	19	2	2	2	12	18	15	2	.399	.526	5
	New York (NL)	.247	85	239	26	59	85	9	1	5	22	6	1	2	12	25	1	6	.287	.356	0
2002	Norfolk	.571	5	21	5	12	19	2	1	1	5	0	0	0	2	2	3	1	.609	.905	0
	New York (NL)	.295	136	444	52	131	194	27	6	8	47	10	2	2	23	36	10	6	.331	.437	6
2003	Norfolk#	.222	3	9	2	2	5	0	0	1	1	0	0	0	1	0	0	0	.300	.556	0
	New York (NL)	.269	127	346	32	93	126	21	0	4	42	7	9	2	18	29	5	6	.301	.364	2
2004	Chicago (AL)	.246	103	293	38	72	99	12	0	5	40	9	2	2	15	29	3	1	.285	.338	2
2005	Chicago (AL)	.218	76	179	13	39	53	8	0	2	15	4	1	0	12	25	2	2	.266	.296	4
2006	Memphis	.295	75	268	42	79	138	16	2	13	41	4	1	2	21	27	4	2	.349	.515	3
	St. Louis	.194	23	31	3	6	10	1	0	1	3	0	0	1	3	4	0	.286	.323	0	
2007	Toledo	.309	122	489	76	151	231	39	1	13	69	7	5	4	35	47	13	6	.356	.472	3
	DETROIT	.389	29	90	12	35	48	9	2	0	13	0	0	0	6	6	1	.427	.533	2	
2008	Toledo	.302	112	427	56	129	202	30	2	13	63	4	5	4	48	43	19	6	.374	.473	2
2009	Veracruz	.323	77	288	50	93	137	16	2	8	37	6	1	5	36	19	11	2	.406	.476	3
2010	Albuquerque	.296	41	115	19	34	49	7	1	2	10	1	0	1	6	10	3	0	.336	.426	0
	Reading	.255	43	161	19	41	62	7	1	4	25	1	3	0	17	21	4	1	.320	.385	2
MINOR LEAGUE TOTALS		.316	606	2292	354	725	1111	148	17	68	315	31	22	22	196	213	88	30	.372	.485	23
AL TOTALS		.260	208	562	63	146	200	29	2	7	68	13	3	2	33	60	6	4	.302	.356	8
NL TOTALS		.273	395	1109	124	303	438	62	8	19	117	23	13	8	59	99	17	19	.311	.395	9
DETROIT TOTALS		.389	29	90	12	35	48	9	2	0	13	0	0	0	6	6	1	1	.427	.533	2
MAJOR LEAGUE TOTALS		.269	603	1671	187	449	638	91	10	26	185	36	16	10	92	159	23	23	.308	.382	17
JAPAN TOTALS		.296	308	682	77	202	283	29	8	12	95	0	0	4	78	63	24	0	.372	.415	—

PLAYER DEVELOPMENT
AND SCOUTING



TIGERS MINOR LEAGUE PLAYERS

PERRY, MATTHEW RONALD (MATT)

THIRD BASEMAN

HEIGHT: 6-2 **BATS:** L **BORN:** July 17, 1987 - Boston, MA
WEIGHT: 182 **THROWS:** R **RESIDENCE:** Sudbury, MA
RECOMMENDED/SIGNED BY: Garrett Guest (Tigers)
SCHOOL: College of the Holy Cross (MA)
HOW OBTAINED: Selected by the Tigers in the 41st round of the June 2010 draft.

CAREER HIGHLIGHTS:

2010: Selected to the New York-Penn League's mid-season all-star squad...earned All-Patriot League honors as a senior at the College of the Holy Cross after hitting .409 (81x198) with 54 runs scored, 16 doubles, two triples, five home runs and 36 RBI in 52 games.

2009: Tabbed the Patriot League Player of the Year during his junior season at the College of the Holy Cross after batting .423 (77x182) with 42 runs scored, 16 doubles, seven home runs and 37 RBI in 49 games.

MISCELLANEOUS: Both his grandfather Ron and father Ronnie played professionally.

Year	Club	AVG	G	AB	R	H	TB	2B	3B	HR	RBI	SH	SF	HB	BB	SO	SB	CS	OBP	SLG	E
2010	Connecticut	.259	51	174	13	45	51	6	0	0	19	2	1	0	21	36	2	2	.337	.293	4

PETER, KYLE A.

OUTFIELDER

HEIGHT: 6-2 **BATS:** L **BORN:** February 4, 1986 - St. Louis, MO
WEIGHT: 185 **THROWS:** R **RESIDENCE:** Kansas City, MO
RECOMMENDED/SIGNED BY: Steve Taylor (Tigers)
SCHOOL: Washburn University (KS)
HOW OBTAINED: Selected by the Tigers in the 34th round of the June 2007 draft.

CAREER HIGHLIGHTS:

2009: Landed on the disabled list for the remainder of the season on June 11 with a right shoulder strain.

2008: Third in the Midwest League with 42 stolen bases...hit .370 (34x92) with 20 runs scored, four doubles, a triple, home run, 12 RBI and 11 stolen bases in 27 games with West Oahu in the Hawaii Winter League following the season to earn league all-star honors...second in the Hawaii Winter League with a .370 batting average, while he tied for second with 11 stolen bases, finished third with 34 hits and fourth with 20 runs scored...named the fastest baserunner in the Tigers organization following the season by *Baseball America*.

2006: Selected by the Tigers in the 49th round of the June draft out of Cloud County Community College in Kansas, but he did not sign.

2005: Selected by the Tigers in the 40th round of the June draft out of Cloud County Community College, but he did not sign.

2004: Selected by Boston in the 42nd round of the June draft out of Archbishop O'Hara High School in Kansas, but he did not sign.

Year	Club	AVG	G	AB	R	H	TB	2B	3B	HR	RBI	SH	SF	HB	BB	SO	SB	CS	OBP	SLG	E
2007	GCL Tigers	.500	3	8	4	4	5	1	0	0	0	0	0	0	3	0	2	0	.636	.625	0
	Oneonta	.274	45	157	29	43	51	4	2	0	14	3	1	4	21	28	14	3	.372	.325	3
2008	West Michigan	.263	103	396	64	104	117	11	1	0	34	2	5	5	57	80	42	12	.359	.295	4
2009	Lakeland	.222	35	99	14	22	26	2	1	0	6	3	0	2	19	29	13	1	.358	.263	2
2010	GCL Tigers#	.298	16	57	8	17	21	4	0	0	5	1	1	1	5	11	3	2	.359	.368	0
	Lakeland	.267	4	15	0	4	5	1	0	0	1	0	0	0	4	0	0	0	.267	.333	0
	Erie	.185	10	27	3	5	6	1	0	0	3	1	0	1	2	10	1	0	.267	.222	1
MINOR LEAGUE TOTALS		.262	216	759	122	199	231	24	4	0	63	10	7	13	107	162	75	18	.360	.304	10

PLAGMAN, ANTHONY ROLES (TONY)

FIRST BASEMAN

HEIGHT: 6-2 **BATS:** L **BORN:** August 14, 1987 - Kansas City, KS
WEIGHT: 220 **THROWS:** L **RESIDENCE:** Alpharetta, GA
RECOMMENDED/SIGNED BY: Jim Rough (Tigers)
SCHOOL: Georgia Tech University
HOW OBTAINED: Selected by the Tigers in the ninth round of the June 2010 draft.

CAREER HIGHLIGHTS:

2010: Earned All-Atlantic Coast Conference honors as a senior at Georgia Tech University after hitting .360 (86x239) with 66 runs scored, 16 doubles, two triples, 21 home runs and 78 RBI in 62 games.

2009: Selected by the New York Yankees in the 46th round of the June draft, but he did not sign...batted .354 (87x246) with 59 runs scored, 18 doubles, two triples, 16 home runs and 73 RBI in 58 games during his junior season at Georgia Tech University to earn Second-Team All-Atlantic Coast Conference honors.

2008: Hit .306 (67x219) with 56 runs scored, 11 doubles, a triple, 16 home runs and 45 RBI in 62 games during his sophomore season at Georgia Tech University.

Year	Club	AVG	G	AB	R	H	TB	2B	3B	HR	RBI	SH	SF	HB	BB	SO	SB	CS	OBP	SLG	E
2010	West Michigan	.272	63	243	33	66	106	19	3	5	35	0	4	4	22	47	1	0	.337	.436	7

POLANCO, YADIEL

LEFTHANDED PITCHER

HEIGHT: 6-2 **BATS:** L **BORN:** March 21, 1991 - Santiago, DR
WEIGHT: 185 **THROWS:** L **RESIDENCE:** Santiago, DR
RECOMMENDED/SIGNED BY: Aldo Perez/Ramon Perez (Tigers)
SCHOOL: Felicia Hernandez School
HOW OBTAINED: Signed by the Tigers as a non-drafted free agent on May 13, 2009.

Year	Club	W-L	ERA	G	GS	CG	SHO	SV	IP	H	AB	R	ER	HR	HB	BB	SO	WP	BK	AVG
2009	DSL Tigers	1-2	3.18	14	12	0	0	0	65.0	60	249	31	23	2	6	21	37	5	2	.241
2010	GCL Tigers	2-0	8.79	13	0	0	0	0	14.1	23	60	15	14	0	1	5	5	1	0	.383
MINOR LEAGUE TOTALS		3-2	4.20	27	12	0	0	0	79.1	83	309	46	37	2	7	26	42	6	2	.269

TIGERS MINOR LEAGUE PLAYERS



POLK, MICHAEL DEANGELO (P.J.)

OUTFIELDER

HEIGHT: 5-10
WEIGHT: 170
RECOMMENDED/SIGNED BY: Harold Zonder (Tigers)
SCHOOL: University of Tennessee
HOW OBTAINED: Selected by the Tigers in the 13th round of the June 2010 draft.

BATS: R
THROWS: R
BORN: December 12, 1988 - Murfreesboro, TN
RESIDENCE: Murfreesboro, TN

CAREER HIGHLIGHTS:

2010: Tabbed Connecticut's Player of the Year...selected to the New York-Penn League's mid-season all-star squad...third in the league with 29 stolen bases...batted .352 (76x216) with 56 runs scored, 11 doubles, two triples, 12 home runs, 51 RBI and 25 stolen bases in 55 games during his junior season at the University of Tennessee.

Year	Club	AVG	G	AB	R	H	TB	2B	3B	HR	RBI	SH	SF	HB	BB	SO	SB	CS	OBP	SLG	E
2010	Connecticut	.267	64	236	35	63	84	13	1	2	15	5	1	4	24	52	29	6	.343	.356	3

POUNDS, BRYAN CHARLES

THIRD BASEMAN

HEIGHT: 6-0
WEIGHT: 195
RECOMMENDED/SIGNED BY: Tim Grieve (Tigers)
SCHOOL: University of Houston (TX)
HOW OBTAINED: Selected by the Tigers in the 34th round of the June 2008 draft.

BATS: R
THROWS: R
BORN: October 4, 1985 - Houston, TX
RESIDENCE: Houston, TX

CAREER HIGHLIGHTS:

2009: Third in the Midwest League with a .399 on-base percentage...tied for eighth in the league with a .328 batting average (19x58) in 16 games during April...tabbed the Midwest League Player of the Week for June 29-July 5 after hitting .476 (10x21) with three doubles, a triple and 12 RBI in six games...tied for second in the league with 23 RBI during July, while he was fifth with a .348 batting average (31x89) in 24 games.

2008: Led all New York-Penn League third basemen with 24 errors, while he tied for the lead with 13 double plays...an All-Conference USA selection as a senior at the University of Houston after hitting .354 (91x257) with 58 runs scored, 18 doubles, a triple, 10 home runs and 67 RBI in 64 games.

Year	Club	AVG	G	AB	R	H	TB	2B	3B	HR	RBI	SH	SF	HB	BB	SO	SB	CS	OBP	SLG	E
2008	Oneonta	.217	61	221	20	48	69	9	3	2	28	1	3	4	20	60	2	0	.290	.312	24
2009	West Michigan	.284	97	341	55	97	137	27	2	3	60	1	6	12	57	87	2	2	.399	.402	17
2010	GCL Tigers#	.000	2	5	0	0	0	0	0	0	0	0	0	0	1	0	0	0	.167	.000	0
	Lakeland	.269	48	175	20	47	58	3	1	2	24	0	3	5	20	46	0	0	.355	.331	9
	Erie	.281	53	185	24	52	81	9	1	6	29	1	1	2	21	52	1	2	.359	.438	9
MINOR LEAGUE TOTALS		.263	261	927	119	244	345	48	7	13	141	3	13	23	119	245	5	4	.357	.372	59

PRATT, JORDAN GREGORY

RIGHTHANDED PITCHER

HEIGHT: 6-3
WEIGHT: 215
RECOMMENDED/SIGNED BY: Chris Wimmer (Tigers)
SCHOOL: University of Arkansas
HOW OBTAINED: Selected by the Tigers in the 16th round of the June 2010 draft.

BATS: R
THROWS: R
BORN: September 25, 1989 - Harrison, AR
RESIDENCE: Harrison, AR

CAREER HIGHLIGHTS:

2010: Finished 3-1 with a 3.76 ERA (40.2IP/17ER), two saves and 50 strikeouts in 24 outings as a junior at the University of Arkansas.

Year	Club	W-L	ERA	G	GS	CG	SHO	SV	IP	H	AB	R	ER	HR	HB	BB	SO	WP	BK	AVG
2010	West Michigan	1-2	2.63	19	0	0	0	4	27.1	26	102	8	8	0	2	9	26	2	0	.255

PURROY, GABRIEL ALEJANDRO

CATCHER

HEIGHT: 5-11
WEIGHT: 217
RECOMMENDED/SIGNED BY: Oscar Garcia (Tigers)
SCHOOL: Teresa Bolivar
HOW OBTAINED: Signed by the Tigers as a non-drafted free agent on July 4, 2008.

BATS: R
THROWS: R
BORN: April 16, 1992 - Miranda, VZ
RESIDENCE: Miranda, VZ

CAREER HIGHLIGHTS:

2009: Led the Venezuelan Summer League with 11 grounded into double plays, while he tied for fifth with 65 games...topped all league catchers with a .982 fielding percentage, 231 putouts, four double plays and 15 passed balls...threw out 46.7 percent of runners attempting to steal (28x60), tops in the league...fourth in the league with 20 RBI during July, while he was fifth with five home runs.

Year	Club	AVG	G	AB	R	H	TB	2B	3B	HR	RBI	SH	SF	HB	BB	SO	SB	CS	OBP	SLG	E
2009	VSL Tigers	.267	65	240	28	64	100	11	2	7	39	0	2	5	13	40	2	3	.315	.417	5
2010	GCL Tigers	.258	26	93	7	24	34	2	1	2	15	0	0	1	2	17	0	1	.281	.366	3
	Lakeland	.167	6	18	0	3	4	1	0	0	0	0	0	1	0	4	0	0	.211	.222	0
MINOR LEAGUE TOTALS		.259	97	351	35	91	138	14	3	9	54	0	2	7	15	61	2	4	.301	.393	8

PLAYER DEVELOPMENT
AND SCOUTING



TIGERS MINOR LEAGUE PLAYERS

PUTKONEN, LUKE W.

HEIGHT: 6-6
WEIGHT: 212
RECOMMENDED/SIGNED BY: Grant Brittain (Tigers)
SCHOOL: University of North Carolina
HOW OBTAINED: Selected by the Tigers in the third round of the June 2007 draft.

BATS: R
THROWS: R

RIGHTHANDED PITCHER

BORN: May 10, 1986 - Wheaton, IL
RESIDENCE: Lady Lake, FL

CAREER HIGHLIGHTS:

2010: Tied for second in the Florida State League with one complete game, while he finished third with 152.2 innings pitched and seventh with a 3.18 ERA...tied for the lead among league pitchers with three double plays.
2009: Tied for the lead in the Midwest League with 28 games started, while he finished third with a 3.13 ERA and fourth with 149.1 innings pitched...tied for fifth in the league with a 1.42 ERA (19.0IP/3ER) in four starts during April...fired a five-hit shutout on July 3 at South Bend to earn Midwest League Pitcher of the Week honors for June 29-July 5...tied for the league lead with the one shutout, while he tied for fourth with one complete game...finished 13th in the league with a 2.20 ERA (32.2IP/8ER) in six starts during July...fourth in the league with a 1.87 ERA (33.2IP/7ER) in six starts during August...named the 20th-best prospect in the Tigers organization following the season by *Baseball America*.
2008: Tied for fifth in the New York-Penn League with two wins during June, while he tied for 13th with a 1.80 ERA (15.0IP/3ER) in three starts during the month...sidelined July 10-27 and August 7-September 8 with a right shoulder strain.
2007: Compiled an 8-2 record and 4.57 ERA (82.2IP/42ER) in 17 starts as a sophomore at the University of North Carolina.
2006: Appeared in 13 games (12 starts) as a freshman at the University of North Carolina, posting a 6-0 record and 3.08 ERA (61.1IP/21ER)...saw action in seven games with Wareham in the Cape Cod League during the summer, compiling a 1-5 record and 3.29 ERA.
2005: Redshirted at the University of North Carolina as he rehabbed from "Tommy John" surgery.

Year	Club	W-L	ERA	G	GS	CG	SHO	SV	IP	H	AB	R	ER	HR	HB	BB	SO	WP	BK	AVG
2007	GCL Tigers	0-1	4.15	3	3	0	0	0	8.2	8	35	5	4	0	0	0	9	0	0	.229
2008	Oneonta	2-1	3.65	6	6	0	0	0	24.2	24	89	10	10	1	1	8	17	0	0	.270
2009	West Michigan	7-8	3.13	28	28	1	1	0	149.1	148	570	63	52	3	9	47	115	9	0	.260
2010	Lakeland	9-7	3.18	27	26	1	0	0	152.2	144	561	55	54	8	6	44	87	6	1	.257
MINOR LEAGUE TOTALS		18-17	3.22	64	63	2	1	0	335.1	324	1255	133	120	12	16	99	228	15	1	.258

RAINWATER, JOSHUA PAUL (JOSH)

HEIGHT: 6-2
WEIGHT: 220
RECOMMENDED/SIGNED BY: Steve Taylor (Tigers)
SCHOOL: Deridder High School (LA)
HOW OBTAINED: Selected by the Tigers in the fourth round of the June 2003 draft.

BATS: R
THROWS: R

RIGHTHANDED PITCHER

BORN: April 9, 1985 - Deridder, LA
RESIDENCE: Deridder, LA

CAREER HIGHLIGHTS:

2009: Selected to the Eastern League's mid-season all-star squad...saw action in 14 games (three starts) with Ponce in the Puerto Rican Winter League following the season, posting a 1-1 record and 2.45 ERA (40.1IP/11ER).
2008: Named Erie's Pitcher of the Year...fourth in the Eastern League with 64 walks allowed...tied for 14th in the league with a 3.07 ERA (41.0IP/14ER) in six starts during August...saw action in 13 games (four starts) with Ponce in the Puerto Rican Winter League following the season, posting a 1-0 record and 3.52 ERA (38.1IP/15ER).
2003: Named the 23rd-best prospect in the Tigers organization following the season by *Baseball America*...led Deridder High School to its first-ever 4-A state championship, tossing a no-hitter in the semi-finals and fanning six of the seven batters he faced to close out the finals...in back-to-back starts, he fanned 17 batters against Barbe High School and 18 versus defending state champion Elkins High School.

Year	Club	W-L	ERA	G	GS	CG	SHO	SV	IP	H	AB	R	ER	HR	HB	BB	SO	WP	BK	AVG
2003	GCL Tigers	1-2	4.78	10	9	0	0	0	37.2	41	150	23	20	4	5	20	40	1	1	.273
2004	Oneonta	0-6	4.22	11	11	0	0	0	49.0	46	184	28	23	4	7	35	52	8	0	.250
2005	West Michigan	3-7	4.24	16	16	0	0	0	80.2	84	316	45	38	8	5	20	75	3	0	.266
2006	West Michigan	6-4	3.84	14	10	0	0	0	63.1	69	248	34	27	4	5	12	53	5	0	.278
	Lakeland	0-2	6.17	5	4	0	0	0	23.1	32	98	18	16	2	4	7	9	2	0	.327
2007	West Michigan	7-2	2.32	16	4	0	0	0	42.2	34	157	16	11	2	3	13	39	3	1	.217
	Lakeland	2-2	3.02	19	4	0	0	0	47.2	45	178	22	16	2	2	21	34	6	1	.253
2008	Erie	10-7	4.09	24	23	0	0	0	132.0	135	499	75	60	7	9	64	78	9	0	.271
2009	Erie	2-1	2.59	22	2	0	0	2	41.2	33	151	15	12	1	3	14	32	3	0	.219
	Toledo	1-3	5.76	17	3	0	0	3	29.2	34	118	26	19	3	0	11	22	0	0	.288
2010	Erie	0-0	10.80	4	0	0	0	0	5.0	12	26	6	6	0	1	4	4	1	0	.462
	Toledo	2-4	4.64	45	0	0	0	1	75.2	91	302	40	39	8	6	20	54	1	0	.301
MINOR LEAGUE TOTALS		34-40	4.11	203	86	0	0	6	628.1	656	2427	348	287	45	50	241	492	42	3	.270

TIGERS MINOR LEAGUE PLAYERS



RAMIREZ, WILFREDO JOSE

LEFTHANDED PITCHER

HEIGHT: 6-4

BATS: L

BORN: November 24, 1987 - Anzoategui, VZ

WEIGHT: 210

THROWS: L

RESIDENCE: Anzoategui, VZ

RECOMMENDED/SIGNED BY: (Tigers)

HOW OBTAINED: Signed by the Tigers as a minor league free agent on May 13, 2009.

CAREER HIGHLIGHTS:

2010: Appeared in seven games with La Guaira in the Venezuelan Winter League following the season, posting a 3.86 ERA (7.0IP/3ER).

2009: Released by the Cleveland Indians organization on March 28...led the Venezuelan Summer League with 78 hits allowed, while he tied for second with six losses, finished third with 65 strikeouts and tied for third with six home runs allowed...second in the league with 31 strikeouts during July...posted a 3.86 ERA (4.2IP/2ER) in four outings with La Guaira in the Venezuelan Winter League following the season.

2007: Fourth among all Gulf Coast League relievers with 8.24 baserunners per nine innings.

2006: Tied for third in the Dominican Summer League with eight wins, while he tied for fourth with 14 games started.

2005: Signed by Cleveland as a non-drafted free agent on October 31.

Year	Club	W-L	ERA	G	GS	CG	SHO	SV	IP	H	AB	R	ER	HR	HB	BB	SO	WP	BK	AVG
2006	DSL Indians	8-1	2.31	14	14	0	0	0	81.2	73	303	28	21	2	1	13	70	2	0	.241
2007	GCL Indians	1-1	2.60	16	0	0	0	0	27.2	26	107	8	8	2	1	4	27	0	1	.243
2008	Mahoning Valley	2-0	3.77	17	0	0	0	3	28.2	34	118	14	12	3	1	5	23	2	1	.288
2009	VSL Tigers	4-6	3.84	19	6	0	0	3	61.0	78	249	31	26	6	3	7	65	4	0	.313
2010	Lakeland	0-2	4.94	28	3	0	0	1	51.0	58	208	32	28	4	1	5	37	1	0	.279
MINOR LEAGUE TOTALS		15-10	3.42	94	23	0	0	7	250.0	269	985	113	95	17	7	34	222	9	2	.273

REINA, ADOLFO JAVIER

CATCHER

HEIGHT: 6-1

BATS: R

BORN: January 22, 1990 - Santiago de Veraguas, Panama

WEIGHT: 190

THROWS: R

RESIDENCE: Provincia de Veraguas, Panama

RECOMMENDED/SIGNED BY: Ramon Webster (Tigers)

SCHOOL: Bachillar en la Escuela Bilingue Juan Ramon

HOW OBTAINED: Signed by the Tigers as a non-drafted free agent on January 31, 2008.

CAREER HIGHLIGHTS:

2010: Sidelined for the entire season with reactive arthritis.

Year	Club	AVG	G	AB	R	H	TB	2B	3B	HR	RBI	SH	SF	HB	BB	SO	SB	CS	OBP	SLG	E
2008	VSL Tigers	.260	54	208	24	54	81	12	0	5	28	0	2	3	10	28	1	2	.300	.389	12
2009	GCL Tigers	.171	23	70	8	12	25	4	0	3	7	0	2	2	9	18	0	0	.277	.357	3
2010	Did not play - injured																				
MINOR LEAGUE TOTALS		.237	77	278	32	66	106	16	0	8	35	0	4	5	19	46	1	2	.294	.381	15

RIJO, EMMANUEL SAMIR (SAMIR)

OUTFIELDER

HEIGHT: 6-2

BATS: S

BORN: June 26, 1990 - Santo Domingo, DR

WEIGHT: 205

THROWS: R

RESIDENCE: Santo Domingo, DR

RECOMMENDED/SIGNED BY: Marcelino Vallejo/Ramon Perez (Tigers)

HOW OBTAINED: Signed by the Tigers as a non-drafted free agent on July 14, 2006.

CAREER HIGHLIGHTS:

2009: Tied for the lead in the Dominican Summer League with 37 total bases during August, while he tied for ninth with a .362 batting average (21x58) in 17 games.

Year	Club	AVG	G	AB	R	H	TB	2B	3B	HR	RBI	SH	SF	HB	BB	SO	SB	CS	OBP	SLG	E
2007	DSL Tigers	.189	55	185	24	35	41	4	1	0	23	1	3	2	26	63	0	2	.292	.222	5
2008	DSL Tigers	.216	64	231	36	50	73	8	0	5	18	3	0	10	21	54	1	5	.309	.316	8
2009	DSL Tigers	.279	66	222	39	62	103	14	6	5	36	1	1	6	34	35	2	2	.388	.464	7
2010	GCL Tigers	.231	15	52	4	12	17	3	1	0	1	0	0	0	5	16	0	1	.298	.327	0
	Lakeland	.222	39	117	7	26	34	5	0	1	12	2	1	1	10	31	0	2	.287	.291	6
MINOR LEAGUE TOTALS		.229	239	807	110	185	268	34	8	11	90	7	5	19	96	199	3	12	.324	.332	26

ROBBINS, JAMES R.

FIRST BASEMAN

HEIGHT: 6-0

BATS: L

BORN: September 26, 1990 - Shoreline, WA

WEIGHT: 225

THROWS: L

RESIDENCE: Shoreline, WA

RECOMMENDED/SIGNED BY: Ryan Johnson (Tigers)

SCHOOL: Shorecrest High School (WA)

HOW OBTAINED: Selected by the Tigers in the 30th round of the June 2009 draft.

CAREER HIGHLIGHTS:

2010: Selected to the New York-Penn League's mid-season all-star squad...second in the league with 91 strikeouts.

2009: Named the 29th-best prospect in the Tigers organization following the season by *Baseball America*.

Year	Club	AVG	G	AB	R	H	TB	2B	3B	HR	RBI	SH	SF	HB	BB	SO	SB	CS	OBP	SLG	E
2009	GCL Tigers	.361	9	36	4	13	21	0	1	2	7	0	0	1	2	9	0	0	.410	.583	1
2010	Connecticut	.251	69	259	26	65	91	11	3	3	37	0	1	4	12	91	2	2	.293	.351	6
MINOR LEAGUE TOTALS		.264	78	295	30	78	112	11	4	5	44	0	1	5	14	100	2	2	.308	.380	7

PLAYER DEVELOPMENT
AND SCOUTING



TIGERS MINOR LEAGUE PLAYERS

ROBOWSKI, RYAN A.

LEFTHANDED PITCHER

HEIGHT: 6-0

BATS: L

BORN: February 3, 1988 - Mount Pleasant, PA

WEIGHT: 185

THROWS: L

RESIDENCE: Uniontown, PA

RECOMMENDED/SIGNED BY: (Tigers)

SCHOOL: Ohio Dominican University

HOW OBTAINED: Acquired by the Tigers along with Kevin Eichhorn from Arizona, in exchange for Armando Galarraga on January 24, 2011.

CAREER HIGHLIGHTS:

2009: Selected by Arizona in the 16th round of the June draft.

Year	Club	W-L	ERA	G	GS	CG	SHO	SV	IP	H	AB	R	ER	HR	HB	BB	SO	WP	BK	AVG
2009	Missoula	3-3	4.20	21	0	0	0	6	30.0	34	120	14	14	2	2	6	23	4	0	.283
2010	Visalia	2-4	5.17	35	0	0	0	2	54.0	69	222	34	31	5	2	16	51	4	0	.311
MINOR LEAGUE TOTALS		5-7	4.82	56	0	0	0	8	84.0	103	342	48	45	7	4	22	74	8	0	.301

ROCKETT, MICHAEL ANTHONY

OUTFIELDER

HEIGHT: 6-1

BATS: R

BORN: July 26, 1987 - San Antonio, TX

WEIGHT: 180

THROWS: R

RESIDENCE: Sugar Land, TX

RECOMMENDED/SIGNED BY: Tim Grieve (Tigers)

SCHOOL: University of Texas-San Antonio

HOW OBTAINED: Selected by the Tigers in the 13th round of the June 2009 draft.

CAREER HIGHLIGHTS:

2009: Selected to the New York-Penn League's mid-season all-star squad...third in the New York-Penn League with 266 at-bats, while he tied for third with six triples and tied for fourth with 70 games...tied for fourth in the league with 20 RBI during July, while he finished 15th with a .311 batting average (38x122) in 30 games...an All-Southland Conference selection as a senior at the University of Texas-San Antonio, hitting .394 (99x251) with 63 runs scored, 17 doubles, three triples, 15 home runs, 58 RBI and 14 stolen bases in 56 games.

2008: Tabbed the Southland Conference Player of the Year and an All-Southland Conference selection as a junior at the University of Texas-San Antonio after batting .360 (89x247) with 60 runs scored, 25 doubles, five triples, 10 home runs, 68 RBI and nine stolen bases in 57 games.

2007: Batted .325 (80x246) with 45 runs scored, 15 doubles, a triple, eight home runs, 52 RBI and seven stolen bases as a sophomore at the University of Texas-San Antonio to earn Second-Team All-Southland Conference honors.

2006: Hit .352 (69x196) with 32 runs scored, seven doubles, two triples, five home runs, 32 RBI and five stolen bases during his freshman season at the University of Texas-San Antonio to earn Second-Team All-Southland Conference honors.

Year	Club	AVG	G	AB	R	H	TB	2B	3B	HR	RBI	SH	SF	HB	BB	SO	SB	CS	OBP	SLG	E
2009	Oneonta	.274	70	266	36	73	101	7	6	3	27	6	2	3	10	41	6	2	.306	.380	5
	Toledo	.167	2	6	1	1	2	1	0	0	0	0	0	0	1	0	0	0	.167	.333	0
2010	West Michigan	.235	99	379	53	89	140	20	5	7	43	3	3	5	12	81	5	7	.266	.369	4
MINOR LEAGUE TOTALS		.250	171	651	90	163	243	28	11	10	70	9	5	8	22	123	11	9	.281	.373	9

RODRIGUEZ, JOSE RAMON

RIGHTHANDED PITCHER

HEIGHT: 6-0

BATS: R

BORN: December 30, 1992 - Maturin, VZ

WEIGHT: 170

THROWS: R

RESIDENCE: Nueva Esparta, VZ

RECOMMENDED/SIGNED BY: Alejandro Rodriguez (Tigers)

SCHOOL: U.E. Maria Immaculada

HOW OBTAINED: Signed by the Tigers as a non-drafted free agent on May 13, 2010.

Year	Club	W-L	ERA	G	GS	CG	SHO	SV	IP	H	AB	R	ER	HR	HB	BB	SO	WP	BK	AVG
2010	VSL Tigers	1-2	4.91	15	3	0	0	1	36.2	47	153	28	20	1	7	10	17	5	1	.307

RODRIGUEZ, JULIO ALBERTO

CATCHER

HEIGHT: 6-1

BATS: R

BORN: August 3, 1989 - Hato Mayor, DR

WEIGHT: 223

THROWS: R

RESIDENCE: Hato Mayor, DR

RECOMMENDED/SIGNED BY: Julian German/Ramon Perez (Tigers)

HOW OBTAINED: Signed by the Tigers as a non-drafted free agent on July 14, 2006.

CAREER HIGHLIGHTS:

2010: Selected to the New York-Penn League's mid-season all-star squad...topped all New York-Penn League catchers with 449 total chances, 391 putouts and 53 assists.

2009: Topped all Gulf Coast League catchers with 326 total chances, 280 putouts and 41 assists.

2008: Named the Dominican Summer League Tigers Player of the Year...selected to the Dominican Summer League's mid-season all-star squad.

Year	Club	AVG	G	AB	R	H	TB	2B	3B	HR	RBI	SH	SF	HB	BB	SO	SB	CS	OBP	SLG	E
2007	DSL Tigers	.263	39	137	17	36	45	9	0	0	29	1	3	2	6	12	0	0	.297	.328	10
2008	DSL Tigers	.261	48	153	21	40	52	10	1	0	28	0	4	9	14	15	6	2	.350	.340	4
2009	GCL Tigers	.198	38	121	11	24	34	7	0	1	12	2	1	3	4	11	0	1	.240	.281	5
	Lakeland	.286	2	7	1	2	2	0	0	0	0	0	0	0	0	0	0	0	.286	.286	0
2010	Connecticut	.270	52	189	19	51	68	10	2	1	14	0	2	4	10	32	2	0	.317	.360	5
	West Michigan	.250	2	8	0	2	2	0	0	0	1	0	0	0	0	1	0	0	.250	.250	0
	Lakeland	.208	28	101	9	21	31	4	0	2	13	3	2	1	2	11	0	0	.226	.307	5
MINOR LEAGUE TOTALS		.246	209	716	78	176	234	40	3	4	97	6	12	19	36	82	8	3	.295	.327	29

TIGERS MINOR LEAGUE PLAYERS



RODRIGUEZ, LUIS ALEXANDER

RIGHTHANDED PITCHER

HEIGHT: 6-1 BATS: R BORN: May 11, 1992 - Valencia, VZ
 WEIGHT: 160 THROWS: R RESIDENCE: Valencia, VZ
 RECOMMENDED/SIGNED BY: Antonio Caballero (Tigers)
 SCHOOL: U.E. Monsenor Bellera
 HOW OBTAINED: Signed by the Tigers as a non-drafted free agent on June 22, 2010.

Year	Club	W-L	ERA	G	GS	CG	SHO	SV	IP	H	AB	R	ER	HR	HB	BB	SO	WP	BK	AVG
2010	VSL Tigers	0-1	11.25	7	0	0	0	0	8.0	6	29	11	10	0	2	14	5	3	1	.207

ROJAS, EDUARDO AROLD

RIGHTHANDED PITCHER

HEIGHT: 6-2 BATS: R BORN: January 7, 1994 - Barquisimeto, VZ
 WEIGHT: 175 THROWS: R RESIDENCE: Valencia, VZ
 RECOMMENDED/SIGNED BY: Antonio Caballero (Tigers)
 SCHOOL: U.E. Santa Maria del Calatrava
 HOW OBTAINED: Signed by the Tigers as a non-drafted free agent on August 18, 2010.

Year	Club	W-L	ERA	G	GS	CG	SHO	SV	IP	H	AB	R	ER	HR	HB	BB	SO	WP	BK	AVG
(2011 will be first professional season)																				

ROMERO, JAVIER

OUTFIELDER

HEIGHT: 6-2 BATS: R BORN: February 13, 1991 - Bani, DR
 WEIGHT: 190 THROWS: R RESIDENCE: Bani, DR
 RECOMMENDED/SIGNED BY: Carlos Santana/Ramon Perez (Tigers)
 HOW OBTAINED: Signed by the Tigers as a non-drafted free agent on December 16, 2009.

Year	Club	AVG	G	AB	R	H	TB	2B	3B	HR	RBI	SH	SF	HB	BB	SO	SB	CS	OBP	SLG	E
2010	DSL Tigers	.207	57	193	17	40	56	7	3	1	11	0	2	2	19	46	2	3	.282	.290	3

RODON, BRUCE

RIGHTHANDED PITCHER

HEIGHT: 6-2 BATS: R BORN: December 9, 1990 - Valencia, VZ
 WEIGHT: 230 THROWS: R RESIDENCE: Valencia, VZ
 RECOMMENDED/SIGNED BY: German Robles/Pedro Chavez/Miguel Garcia (Tigers)
 SCHOOL: U.E. Jose Antonio Paez
 HOW OBTAINED: Signed by the Tigers as a non-drafted free agent on September 12, 2007.

CAREER HIGHLIGHTS:

2010: Tabbed the Gulf Coast League Tigers Pitcher of the Year...selected to the Gulf Coast League's post-season all-star squad...led the league with 15 saves, while he tied for the lead with 22 games finished and finished second with 24 appearances...topped all league relievers with a .133 batting average against...named the 13th-best prospect in the Tigers organization and 15th-best prospect in the Gulf Coast League following the season by *Baseball America*...appeared in 13 games with Magallanes in the Venezuelan Winter League following the season, posting a 4.26 ERA (12.2IP/6ER), two saves and 12 strikeouts.

2009: Appeared in one game with Margarita in the Venezuelan Winter League following the season.

2008: Tied for fifth in the Venezuelan Summer League with 13 games started...tied for second in the league with one complete game after going the distance on June 21 at the Venezuelan Summer League Mariners...finished 12th in the league with a 2.38 ERA (22.2IP/6ER) in five starts during June.

Year	Club	W-L	ERA	G	GS	CG	SHO	SV	IP	H	AB	R	ER	HR	HB	BB	SO	WP	BK	AVG
2008	VSL Tigers	2-6	3.58	13	13	1	0	0	55.1	48	213	36	22	0	10	20	34	9	1	.225
2009	VSL Tigers	0-0	13.50	3	0	0	0	0	4.0	5	16	6	6	0	2	7	4	3	1	.313
	GCL Tigers	0-1	4.76	3	3	0	0	0	11.1	12	45	6	6	0	0	8	15	0	0	.267
2010	GCL Tigers	0-0	0.70	24	0	0	0	15	25.2	11	83	2	2	1	5	14	26	1	1	.133
	Lakeland	0-0	1.35	4	0	0	0	2	6.2	2	21	1	1	1	0	2	7	0	0	.095
MINOR LEAGUE TOTALS		2-7	3.23	47	16	1	0	17	103.0	78	378	51	37	2	17	51	86	13	3	.206

PLAYER DEVELOPMENT AND SCOUTING



TIGERS MINOR LEAGUE PLAYERS

ROOF, ERIC CHRISTOPHER

HEIGHT: 6-3
WEIGHT: 185
RECOMMENDED/SIGNED BY: Tom Osowski (Tigers)
SCHOOL: Michigan State University
HOW OBTAINED: Selected by the Tigers in the 18th round of the June 2009 draft.

CAREER HIGHLIGHTS:

2009: Batted .345 (69x200) with 46 runs scored, 14 doubles, two triples, six home runs and 41 RBI in 54 games during his senior season at Michigan State University.

2008: Selected by the Tigers in the 46th round of the June draft out of Michigan State University, but he did not sign...hit .308 (40x130) with 23 runs scored, six doubles, three home runs and 33 RBI in 46 games as a junior at Michigan State University...saw action with Hays in the Jayhawk League during the summer, hitting .301 with five home runs and 34 RBI...named the seventh-best prospect in the Jayhawk League by *Baseball America*.

MISCELLANEOUS: Is the son of Gene Roof, the Tigers minor league roving outfield/baserunning coordinator, his brother Shawn is an infielder in the Tigers organization and his brother Jonathan is an infielder in the Rangers organization.

Year	Club	AVG	G	AB	R	H	TB	2B	3B	HR	RBI	SH	SF	HB	BB	SO	SB	CS	OBP	SLG	E
2009	Oneonta	.213	41	127	9	27	36	3	0	2	13	1	0	1	13	35	0	0	.291	.283	1
2010	Connecticut	.232	39	125	9	29	46	9	1	2	16	2	3	2	8	31	0	0	.283	.368	3
	West Michigan	.233	36	120	9	28	35	5	1	0	14	0	0	2	14	40	0	2	.324	.292	6
MINOR LEAGUE TOTALS		.226	116	372	27	84	117	17	2	4	43	3	3	5	35	106	0	2	.299	.315	10

CATCHER

BORN: November 15, 1986 - Paducah, KY
RESIDENCE: Paducah, KY

ROOF, SHAWN PATRICK

HEIGHT: 5-10
WEIGHT: 175
RECOMMENDED/SIGNED BY: Marty Miller (Tigers)
SCHOOL: University of Illinois
HOW OBTAINED: Selected by the Tigers in the 33rd round of the June 2007 draft.

CAREER HIGHLIGHTS:

2007: Hit .299 (59x197) with 42 runs scored, 15 doubles, 36 RBI and 40 stolen bases in 58 games as a senior at the University of Illinois.

2006: Batted .333 (69x207) in 57 games during his junior season at the University of Illinois, scoring 39 runs and collecting seven doubles, two triples, 22 RBI and 25 stolen bases...earned Coastal Plain League all-star honors for his efforts with Fayetteville during the summer.

2005: Hit .320 (33x103) with 16 runs scored, four doubles and 14 RBI in 37 games as a sophomore at the University of Illinois...saw action with Fayetteville in the Coastal Plain League during the summer, batting .315 (47x149) with 24 runs scored, two doubles, 18 RBI and 15 stolen bases to earn league all-star honors.

MISCELLANEOUS: Is the son of Gene Roof, the Tigers minor league roving outfield/baserunning coordinator, his brother Eric is a catcher in the Tigers organization and his brother Jonathan is an infielder in the Rangers organization.

Year	Club	AVG	G	AB	R	H	TB	2B	3B	HR	RBI	SH	SF	HB	BB	SO	SB	CS	OBP	SLG	E
2007	GCL Tigers	.250	15	40	7	10	11	1	0	0	5	1	0	3	9	6	5	2	.423	.275	3
	Lakeland	.217	37	115	7	25	28	3	0	0	15	0	1	1	7	27	0	1	.266	.243	12
2008	Lakeland	.261	48	153	21	40	48	8	0	0	16	4	0	5	20	26	3	5	.365	.314	12
	Erie	.234	42	124	15	29	32	3	0	0	8	4	1	4	11	23	1	0	.314	.258	11
2009	Lakeland	.258	8	31	5	8	11	1	1	0	3	0	0	0	2	5	4	1	.303	.355	3
	Erie	.261	56	184	21	48	59	2	3	1	16	3	1	5	12	39	4	2	.322	.321	11
2010	Erie	.223	64	193	27	43	54	7	2	0	15	3	0	5	10	46	7	3	.279	.280	11
	Toledo	.354	25	79	12	28	33	3	1	0	8	1	1	2	11	14	4	4	.441	.418	5
MINOR LEAGUE TOTALS		.251	295	919	115	231	276	28	7	1	86	16	4	25	82	186	28	18	.328	.300	68

INFIELDER

BORN: August 3, 1984 - Louisville, KY
RESIDENCE: Paducah, KY

ROWLAND, JEFFREY DANIEL (JEFF)

HEIGHT: 5-10
WEIGHT: 190
RECOMMENDED/SIGNED BY: Jim Rough (Tigers)
SCHOOL: Georgia Tech University
HOW OBTAINED: Selected by the Tigers in the 19th round of the June 2010 draft.

CAREER HIGHLIGHTS:

2010: Hit .322 (79x245) with 75 runs scored, 11 doubles, seven triples, 10 home runs, 42 RBI and 13 stolen bases during his junior season at Georgia Tech University.

2009: Selected by Cleveland in the 21st round of the June draft, but he did not sign...an All-Atlantic Coast Conference selection during his sophomore season at Georgia Tech University, he batted .340 (84x247) with 66 runs scored, 13 doubles, four triples, eight home runs, 39 RBI and 21 stolen bases in 58 games.

2008: Batted .335 (70x209) with 47 runs scored, eight doubles, a triple, four home runs, 26 RBI and 22 stolen bases in 59 games during his freshman season at Georgia Tech University...saw action with Youse's Maryland Orioles in the Cal Ripken Sr. League during the summer, hitting .331 (47x142) with 35 runs scored, a double, two triples, 19 RBI and 27 stolen bases...named the fourth-best prospect in the league by *Baseball America*.

Year	Club	AVG	G	AB	R	H	TB	2B	3B	HR	RBI	SH	SF	HB	BB	SO	SB	CS	OBP	SLG	E
2010	Connecticut	.341	11	44	9	15	16	1	0	0	1	1	0	1	7	11	4	3	.442	.364	0
	West Michigan	.281	57	210	42	59	77	9	3	1	24	4	2	2	34	51	5	3	.383	.367	1
MINOR LEAGUE TOTALS		.291	68	254	51	74	93	10	3	1	25	5	2	3	41	62	9	6	.393	.366	1

OUTFIELDER

BORN: April 1, 1988 - Augusta, GA
RESIDENCE: Martinez, GA



RUFFIN, CHANCE KRAIG

HEIGHT: 6-1
WEIGHT: 185
RECOMMENDED/SIGNED BY: Tim Grieve (Tigers)
SCHOOL: University of Texas
HOW OBTAINED: Selected by the Tigers in the first round (48th overall) of the June 2010 draft.
CAREER HIGHLIGHTS:

2010: Named the seventh-best prospect and rated as possessing the best slider in the Tigers organization following the season by *Baseball America*...tabbed by the publication as the second-closest to the majors among all college players selected in the draft...appeared in 10 games with Surprise in the Arizona Fall League following the season, posting a 1-1 record, 3.86 ERA (9.1IP/4ER) and four saves...earned All-Big 12 Conference honors as a junior at the University of Texas after compiling a 6-1 record, 1.11 ERA (64.2IP/8ER), 14 saves and 97 strikeouts in 37 outings...named to *Baseball America's* College All-America team and selected the National Collegiate Baseball Writers Association's Stopper of the Year.

2009: Finished 10-2 with a 3.32 ERA (124.2IP/46ER), two saves and 115 strikeouts in 25 outings (18 starts) during his sophomore season at the University of Texas to earn All-Big 12 Conference honors.

2008: Tabbed the Big 12 Freshman of the Year and a Second-Team All-Big 12 Conference selection after posting an 8-3 record, 1.96 ERA (78.0IP/17ER), three saves and 82 strikeouts in 23 appearances (10 starts) at the University of Texas...selected a Third-Team All-American and Freshman All-American by *Baseball America*.

MISCELLANEOUS: His father Bruce Ruffin pitched 12 seasons at the major league level.

Year	Club	W-L	ERA	G	GS	CG	SHO	SV	IP	H	AB	R	ER	HR	HB	BB	SO	WP	BK	AVG
------	------	-----	-----	---	----	----	-----	----	----	---	----	---	----	----	----	----	----	----	----	-----

(2011 will be first professional season)

RYAN, KYLE

HEIGHT: 6-5
WEIGHT: 193
RECOMMENDED/SIGNED BY: Jim Rough (Tigers)
SCHOOL: Auburndale Senior High School (FL)
HOW OBTAINED: Selected by the Tigers in the 11th round of the June 2010 draft.
CAREER HIGHLIGHTS:

2010: Tied for the lead in the Gulf Coast League with 12 games started...fifth among all league starters with 7.67 strikeouts per nine innings...tied for the lead among all league pitchers with two double plays...named the 29th-best prospect in the Tigers organization following the season by *Baseball America*.

Year	Club	W-L	ERA	G	GS	CG	SHO	SV	IP	H	AB	R	ER	HR	HB	BB	SO	WP	BK	AVG
------	------	-----	-----	---	----	----	-----	----	----	---	----	---	----	----	----	----	----	----	----	-----

2010	GCL Tigers	2-4	4.17	12	12	0	0	0	54.0	58	217	30	25	2	6	13	46	3	0	.267
------	------------	-----	------	----	----	---	---	---	------	----	-----	----	----	---	---	----	----	---	---	------

SAMUELS, ZACHARY A. (ZACH)

HEIGHT: 6-2
WEIGHT: 180
RECOMMENDED/SIGNED BY: Phil Huttman (Tigers)
SCHOOL: University of California-Santa Barbara
HOW OBTAINED: Signed by the Tigers as a non-drafted free agent on June 30, 2009.
CAREER HIGHLIGHTS:

2009: Led all Gulf Coast League pitchers with a 1.000 fielding percentage, while he tied for the lead with 23 total chances.

Year	Club	W-L	ERA	G	GS	CG	SHO	SV	IP	H	AB	R	ER	HR	HB	BB	SO	WP	BK	AVG
------	------	-----	-----	---	----	----	-----	----	----	---	----	---	----	----	----	----	----	----	----	-----

2009	GCL Tigers	2-2	2.56	10	10	0	0	0	56.1	53	204	19	16	3	6	17	44	3	0	.260
------	------------	-----	------	----	----	---	---	---	------	----	-----	----	----	---	---	----	----	---	---	------

2010	West Michigan	4-1	2.98	30	0	0	0	3	66.1	63	247	27	22	3	8	25	53	2	0	.255
------	---------------	-----	------	----	---	---	---	---	------	----	-----	----	----	---	---	----	----	---	---	------

MINOR LEAGUE TOTALS		6-3	2.79	40	10	0	0	3	122.2	116	451	46	38	6	14	42	97	5	0	.257
---------------------	--	-----	------	----	----	---	---	---	-------	-----	-----	----	----	---	----	----	----	---	---	------

SANCHEZ, JAIRO

HEIGHT: 6-0
WEIGHT: 180
RECOMMENDED/SIGNED BY: Pedro Chavez (Tigers)
HOW OBTAINED: Signed by the Tigers as a non-drafted free agent on May 7, 2010.

BORN: August 11, 1992 - Barranquilla, Colombia
RESIDENCE: Aruba, Aruba

Year	Club	W-L	ERA	G	GS	CG	SHO	SV	IP	H	AB	R	ER	HR	HB	BB	SO	WP	BK	AVG
------	------	-----	-----	---	----	----	-----	----	----	---	----	---	----	----	----	----	----	----	----	-----

2010	VSL Tigers	1-1	4.66	6	0	0	0	1	9.2	4	29	5	5	0	1	6	6	3	0	.138
------	------------	-----	------	---	---	---	---	---	-----	---	----	---	---	---	---	---	---	---	---	------

PLAYER DEVELOPMENT
AND SCOUTING



TIGERS MINOR LEAGUE PLAYERS

SANZ, LUIS ALBERTO

CATCHER

HEIGHT: 5-10

BATS: R

BORN: February 23, 1991 - Guatire, VZ

WEIGHT: 165

THROWS: R

RESIDENCE: Guatire, VZ

RECOMMENDED/SIGNED BY: Pedro Chavez (Tigers)

HOW OBTAINED: Signed by the Tigers as a non-drafted free agent on July 25, 2007.

CAREER HIGHLIGHTS:

2009: Tabbed the Venezuelan Summer League Tigers Player of the Year...tied for the lead in the Venezuelan Summer League with six sacrifice flies, while he tied for third with a .412 on-base percentage, tied for fifth with 65 games and 75 hits and tied for sixth with a .328 batting average...fanned once every 22.67 plate appearances, the second-toughest batter to strike out in the league...led the league with a .385 batting average (40x104) in 27 games during July.

2008: Finished 15th in Venezuelan Summer League with a .317 batting average (20x63) in 16 games during May.

Year	Club	AVG	G	AB	R	H	TB	2B	3B	HR	RBI	SH	SF	HB	BB	SO	SB	CS	OBP	SLG	E
2008	VSL Tigers	.251	58	207	21	52	73	13	1	2	25	1	1	4	17	23	3	2	.319	.353	5
2009	VSL Tigers	.328	65	229	36	75	94	11	1	2	30	0	6	3	34	12	4	3	.412	.410	4
2010	West Michigan	.254	21	67	5	17	18	1	0	0	3	2	1	2	7	10	3	1	.338	.269	1
	Lakeland	.250	4	8	0	2	2	0	0	0	0	0	0	0	2	0	0	0	.250	.250	0
MINOR LEAGUE TOTALS		.286	148	511	62	146	187	25	2	4	58	3	8	9	58	47	10	6	.363	.366	10

SANZ, LUIS ANGEL

RIGHTHANDED PITCHER

HEIGHT: 6-2

BATS: R

BORN: November 19, 1987 - Guatire, VZ

WEIGHT: 173

THROWS: R

RESIDENCE: Guatire, VZ

RECOMMENDED/SIGNED BY: Pedro Chavez (Tigers)

HOW OBTAINED: Signed by the Tigers as a non-drafted free agent on December 12, 2005.

CAREER HIGHLIGHTS:

2010: Appeared in three games (two starts) with Caracas in the Venezuelan Winter League following the season.

2009: Tabbed Oneonta's Pitcher of the Year...tied for the lead in the New York-Penn League with two complete games, while he finished third with 35 walks allowed and 82.2 innings pitched...tied for the lead among all league pitchers with two double plays...compiled a five-game winning streak July 15-August 19...tossed a four-hit shutout on August 19 versus Williamsport to tie for third in the league with one shutout...tied for fourth in the league with three wins during August...posted a 2.08 ERA (4.1IP/1ER) in four outings with Caracas in the Venezuelan Winter League following the season.

2008: Tied for third in the Gulf Coast League with five wins...fifth among league starters with a .221 batting average against.

2007: Led all Venezuelan Summer League pitchers with 34 total chances and 25 assists...won six straight starts June 20-July 21, compiling a 2.19 ERA (37.0IP/9ER) during the stretch.

Year	Club	W-L	ERA	G	GS	CG	SHO	SV	IP	H	AB	R	ER	HR	HB	BB	SO	WP	BK	AVG
2006	VSL Tigers	2-3	5.33	16	1	0	0	5	27.0	34	108	18	16	0	3	12	15	3	0	.315
2007	VSL Tigers	6-3	3.58	14	13	0	0	0	73.0	69	260	36	29	4	9	32	41	9	9	.265
2008	GCL Tigers	5-3	3.66	11	9	0	0	0	51.2	41	184	26	21	4	9	19	48	5	0	.223
2009	Oneonta	5-4	3.27	14	14	2	1	0	82.2	72	296	33	30	2	8	35	61	5	2	.243
	West Michigan	0-1	8.64	8	1	0	0	0	16.2	21	67	16	16	1	2	8	10	1	3	.313
2010	Connecticut	3-0	0.56	3	3	0	0	0	16.0	11	52	2	1	0	1	7	15	1	0	.212
	West Michigan	4-7	5.38	25	12	0	0	0	87.0	93	328	59	52	8	8	43	62	11	3	.284
MINOR LEAGUE TOTALS		25-21	4.19	91	53	2	1	5	354.0	341	1295	190	165	19	40	156	252	35	17	.263

SATTERWHITE, CODY ALLEN

RIGHTHANDED PITCHER

HEIGHT: 6-4

BATS: R

BORN: January 27, 1987 - Jackson, MS

WEIGHT: 205

THROWS: R

RESIDENCE: Byram, MS

RECOMMENDED/SIGNED BY: Jim Rough (Tigers)

SCHOOL: University of Mississippi

HOW OBTAINED: Selected by the Tigers in the second round of the June 2008 draft.

CAREER HIGHLIGHTS:

2010: Sidelined for the entire season with a right shoulder rotator cuff strain.

2009: Rated as possessing the best fastball in the Eastern League by *Baseball America*...tied for fourth in the Eastern League with four saves during May, while he tied for fifth with four saves during July...sidelined both August 3-15 and August 26-September 8 with a right shoulder strain...named the 14th-best prospect in the Tigers organization following the season by *Baseball America*.

2008: Named the eighth-best prospect in the Tigers organization following the season by *Baseball America*...finished 3-5 with a 5.33 ERA (72.2IP/43ER) and 55 strikeouts in 16 games (14 starts) as a junior at the University of Mississippi.

2007: A Second-Team All-Southeastern Conference selection as a sophomore at the University of Mississippi, he compiled a 4-4 record, 3.31 ERA (54.1IP/20ER), four saves and 44 strikeouts in 27 appearances...saw action with the USA National Team at the Pan American Games during the summer, posting a 1-0 record, 2.55 ERA (17.2IP/5ER), four saves and 16 strikeouts in 14 outings.

2006: Tabbed a Freshman All-American by *Collegiate Baseball Magazine* and he earned Freshman All-Southeastern Conference honors after posting an 11-2 record, 5.00 ERA (63.0IP/35ER), two saves and 46 strikeouts in 23 games (seven starts) at the University of Mississippi.

2005: Selected by Cleveland in the 37th round of the June draft out of Hillcrest Christian High School, but he did not sign...named the Gatorade High School Player of the Year in Mississippi.

Year	Club	W-L	ERA	G	GS	CG	SHO	SV	IP	H	AB	R	ER	HR	HB	BB	SO	WP	BK	AVG
2008	GCL Tigers	0-0	0.00	3	0	0	0	1	2.1	4	10	0	0	0	0	1	2	2	0	.400
	Lakeland	0-0	4.42	17	0	0	0	2	18.1	16	69	10	9	0	0	12	22	3	0	.232
2009	Erie	4-6	3.47	34	0	0	0	12	49.1	46	187	22	19	5	0	27	52	12	1	.246
2010	Did not pitch - injured																			
MINOR LEAGUE TOTALS		4-6	3.60	54	0	0	0	15	70.0	66	266	32	28	5	0	40	76	17	1	.248

TIGERS MINOR LEAGUE PLAYERS



SCRAM, DEIK R.

HEIGHT: 6-2
WEIGHT: 180
RECOMMENDED/SIGNED BY: Steve Taylor (Tigers)
SCHOOL: Oklahoma State University
HOW OBTAINED: Selected by the Tigers in the 18th round of the June 2006 draft.

CAREER HIGHLIGHTS:

2009: Selected to the Eastern League's mid-season all-star squad...second in the Eastern League with eight triples, while he was third with 20 home runs and fourth with a home run once every 22.05 at-bats and 121 strikeouts...tied for the league lead with seven home runs during August, while he tied for third with 58 total bases and 22 RBI.
2008: Fourth in the Eastern League with 127 strikeouts.
2007: Selected to the Midwest League's mid-season all-star squad, earning most valuable player honors in the league's all-star game...fourth in the Midwest League with a .370 batting average (30x81) in 23 games during May, while he finished fifth with a .343 batting average (34x99) in 25 games during June.
2006: Tied for fourth in the New York-Penn League with six triples...Second-Team All-Big 12 selection at Oklahoma State University after hitting .363 (61x168) with 37 runs scored, 13 doubles, seven triples, six home runs and 35 RBI in 57 games.
2005: Batted .458 with nine home runs, 51 RBI and 30 stolen bases at Cowley County Community College.
2004: Selected by the Milwaukee Brewers in the 45th round of the June draft, but he did not sign...hit .371 with seven triples, eight home runs and 12 stolen bases at Cowley County Community College.

Year	Club	AVG	G	AB	R	H	TB	2B	3B	HR	RBI	SH	SF	HB	BB	SO	SB	CS	OBP	SLG	E
2006	Oneonta	.281	59	235	30	66	96	12	6	2	29	2	2	5	26	62	3	7	.362	.409	4
2007	West Michigan	.327	73	266	45	87	119	14	6	2	24	3	2	2	40	54	14	5	.416	.447	1
	Lakeland	.283	41	152	25	43	69	9	4	3	13	0	0	0	17	29	7	3	.355	.454	2
2008	Erie	.253	131	482	70	122	193	24	4	13	69	2	6	5	57	127	14	3	.335	.400	9
2009	Erie	.252	121	441	75	111	210	23	8	20	70	6	6	1	63	121	9	2	.342	.476	4
2010	Erie	.221	80	263	32	58	103	18	3	7	34	1	1	6	38	84	14	4	.331	.392	2
	Toledo	.208	31	96	12	20	30	6	2	0	9	0	1	1	15	34	2	1	.319	.313	1
MINOR LEAGUE TOTALS		.262	536	1935	289	507	820	106	33	47	248	14	18	20	256	511	63	25	.351	.424	23

SHAWLER, ANTHONY THADDEUS

HEIGHT: 6-3
WEIGHT: 192
RECOMMENDED/SIGNED BY: Bill Buck (Tigers)
SCHOOL: Old Dominion University (VA)
HOW OBTAINED: Selected by the Tigers in the ninth round of the June 2008 draft.

CAREER HIGHLIGHTS:

2008: Named Oneonta's Pitcher of the Year...Second-Team All-Colonial Athletic Association selection as a pitcher and a Third-Team All-Colonial Athletic Association selection as an outfielder as a junior at Old Dominion University...finished 5-3 with a 5.35 ERA (75.2IP/45ER) and 95 strikeouts in 13 games (10 starts)...hit .314 (59x188) with 34 runs scored, 14 doubles, three triples, a home run and 40 RBI in 47 games.
2007: A First-Team Louisville Slugger All-American by *Collegiate Baseball*, a Second-Team All-American by the American Baseball Coaches Association and a Third-Team All-American by *Baseball America* as a sophomore at Old Dominion University...an All-Colonial Athletic Association selection, he compiled an 11-2 record, 2.20 ERA (114.2IP/28ER) and 130 strikeouts in 15 starts...batted .305 (51x167) with 38 runs scored, 10 doubles, five triples, five home runs and 35 RBI in 49 games...saw action in 11 games (five starts) with Peninsula in the Coastal Plain League during the summer, posting a 3-2 record, 2.57 ERA (42.0IP/12ER) and 52 strikeouts.
2006: Finished 2-0 with a 3.42 ERA (26.1IP/10ER) and 28 strikeouts in eight games (two starts) as a freshman at Old Dominion University...posted a 3-2 record, 3.07 ERA (29.1IP/10ER) and 41 strikeouts in 20 outings (one start) during the summer with Peninsula in the Coastal Plain League.
2005: Selected by Washington in the 44th round of the June draft out of Oscar Smith High School in Virginia, but he did not sign.

Year	Club	W-L	ERA	G	GS	CG	SHO	SV	IP	H	AB	R	ER	HR	HB	BB	SO	WP	BK	AVG
2008	Oneonta	2-3	1.76	22	1	0	0	3	51.0	34	189	12	10	0	2	18	54	1	0	.180
2009	West Michigan	7-5	3.76	37	8	0	0	1	107.2	101	400	50	45	4	6	31	98	0	0	.253
2010	Lakeland	1-0	0.96	11	0	0	0	2	18.2	15	67	2	2	0	0	1	15	0	0	.224
	Erie	5-4	4.75	28	12	0	0	0	102.1	109	398	62	54	15	9	22	83	6	1	.274
MINOR LEAGUE TOTALS		15-12	3.57	98	21	0	0	6	279.2	259	1054	126	111	19	17	72	250	7	1	.246

SIMONS, ZACHARY M. (ZACH)

HEIGHT: 6-3
WEIGHT: 200
RECOMMENDED/SIGNED BY: (Tigers)
SCHOOL: Everett Community College (WA)
HOW OBTAINED: Acquired by the Tigers from Colorado, in exchange for Jason Grilli on April 30, 2008.

CAREER HIGHLIGHTS:

2010: Selected to the Eastern League's mid-season all-star squad.
2009: Selected to the Eastern League's mid-season all-star squad...posted a 4.50 ERA (4.0IP/2ER) in eight outings with Margarita in the Venezuelan Winter League following the season.
2008: Named the 28th-best prospect in the Tigers organization following the season by *Baseball America*...finished 0-1 with a 4.85 ERA (13.0IP/7ER) in 12 outings for Mesa in the Arizona Fall League following the season.
2007: Posted an 8.22 ERA (7.2IP/7ER) and one save in five games with Waikiki in the Hawaii Winter League following the season.
2005: Selected by Colorado in the second round of the June draft...tied for second in the Northwest League with six wins and 82.2 innings pitched, while he tied for fourth with 15 games started and tied for fifth with eight home runs allowed...named the 16th-best prospect in the Northwest League following the season by *Baseball America*.

RIGHTHANDED PITCHER

BORN: May 23, 1985 - Mountain Home, ID
RESIDENCE: Glenns Ferry, ID

PLAYER DEVELOPMENT
AND SCOUTING



TIGERS MINOR LEAGUE PLAYERS

(Simons, cont.)

2003: Selected by Oakland in the 38th round of the June draft out of Glens Ferry High School, but he did not sign.

Year	Club	W-L	ERA	G	GS	CG	SHO	SV	IP	H	AB	R	ER	HR	HB	BB	SO	WP	BK	AVG
2005	Tri-City	6-5	3.81	15	15	0	0	0	82.2	75	312	39	35	8	6	23	40	5	0	.240
2006	Asheville	6-9	6.29	26	21	1	0	0	111.2	134	455	91	78	14	6	49	60	7	2	.295
2007	Asheville	8-2	4.52	42	0	0	0	1	69.2	69	264	37	35	6	1	31	62	6	1	.261
2008	Modesto	1-0	2.70	7	0	0	0	0	13.1	12	47	5	4	1	3	9	14	3	0	.255
	Lakeland	5-2	2.36	39	0	0	0	2	53.1	29	175	15	14	2	2	30	61	0	0	.166
2009	Erie	1-2	2.82	31	0	0	0	3	51.0	39	187	21	16	1	0	21	50	6	0	.209
	Toledo	3-0	2.45	11	0	0	0	1	18.1	15	65	5	5	3	0	4	13	0	0	.231
2010	Erie	3-4	2.36	34	0	0	0	3	53.1	36	187	14	14	5	4	21	54	2	0	.193
	Toledo	0-0	3.78	10	0	0	0	0	16.2	18	64	7	7	1	0	7	18	1	0	.281
MINOR LEAGUE TOTALS		33-24	3.98	215	36	1	0	10	470.0	427	1756	234	208	41	22	195	372	30	3	.243

SMITH, BRENNAN MICHAEL

RIGHTHANDED PITCHER

HEIGHT: 6-3 **BATS:** R **BORN:** August 4, 1989 - Sandusky, OH
WEIGHT: 200 **THROWS:** R **RESIDENCE:** Sandusky, OH

RECOMMENDED/SIGNED BY: Garrett Guest (Tigers)

SCHOOL: Bowling Green State University (OH)

HOW OBTAINED: Selected by the Tigers in the 33rd round of the June 2010 draft.

CAREER HIGHLIGHTS:

2010: Tied for the lead in the New York-Penn League with seven losses and one complete game, while he tied for fourth with seven home runs allowed.

2009: Tabbed the Mid-American Conference Pitcher of the Year and an All-Mid-American Conference selection as a sophomore at Bowling Green State University after compiling an 8-4 record, 4.41 ERA (81.2IP/40ER) and 80 strikeouts in 15 starts.

Year	Club	W-L	ERA	G	GS	CG	SHO	SV	IP	H	AB	R	ER	HR	HB	BB	SO	WP	BK	AVG
2010	Connecticut	1-7	3.38	15	12	1	0	1	69.1	70	264	28	26	7	4	22	58	2	0	.265

SMITH, LESLIE CARROLL (LES)

OUTFIELDER

HEIGHT: 6-1 **BATS:** L **BORN:** December 24, 1989 - Dyersburg, TN
WEIGHT: 190 **THROWS:** R **RESIDENCE:** Dyersburg, TN

RECOMMENDED/SIGNED BY: Marty Miller (Tigers)

SCHOOL: St. Louis Community College (MO)

HOW OBTAINED: Selected by the Tigers in the 27th round of the June 2010 draft.

CAREER HIGHLIGHTS:

2010: Batted .351 (66x188) with 43 runs scored, 25 doubles, four triples, six home runs and 46 RBI in 58 games during his sophomore season at St. Louis Community College.

Year	Club	AVG	G	AB	R	H	TB	2B	3B	HR	RBI	SH	SF	HB	BB	SO	SB	CS	OBP	SLG	E
2010	GCL Tigers	.368	5	19	5	7	12	2	0	1	7	0	1	0	0	2	0	0	.350	.632	0
	Connecticut	.185	27	81	4	15	21	4	1	0	2	1	1	0	6	31	1	0	.239	.259	1
MINOR LEAGUE TOTALS		.220	32	100	9	22	33	6	1	1	9	1	2	0	6	33	1	0	.259	.330	1

SMYLY, TODD ANDREW (DREW)

LEFTHANDED PITCHER

HEIGHT: 6-3 **BATS:** L **BORN:** June 13, 1989 - Little Rock, AR
WEIGHT: 190 **THROWS:** L **RESIDENCE:** Maumelle, AR

RECOMMENDED/SIGNED BY: Chris Wimmer (Tigers)

SCHOOL: University of Arkansas

HOW OBTAINED: Selected by the Tigers in the second round of the June 2010 draft.

CAREER HIGHLIGHTS:

2010: Named the eighth-best prospect in the Tigers organization following the season by *Baseball America*...tabbed a Second-Team All-Southeastern Conference selection as a sophomore at the University of Arkansas after posting a 9-1 record, 2.80 ERA (103.0IP/32ER) and 114 strikeouts in 18 outings (14 starts).

2009: Saw action with Duluth in the Northwoods League during the summer, compiling a 0-3 record, 3.32 ERA (40.2IP/15ER) and 44 strikeouts in seven starts.

Year	Club	W-L	ERA	G	GS	CG	SHO	SV	IP	H	AB	R	ER	HR	HB	BB	SO	WP	BK	AVG
------	------	-----	-----	---	----	----	-----	----	----	---	----	---	----	----	----	----	----	----	----	-----

(2011 will be first professional season)

SOARES, RYAN MOORE PATRICK

SHORTSTOP

HEIGHT: 6-1 **BATS:** R **BORN:** July 10, 1987 - Boston, MA
WEIGHT: 195 **THROWS:** R **RESIDENCE:** Harwich, MA

RECOMMENDED/SIGNED BY: Bill Buck (Tigers)

SCHOOL: George Mason University (DC)

HOW OBTAINED: Selected by the Tigers in the 36th round of the June 2010 draft.

CAREER HIGHLIGHTS:

2010: Tabbed the Colonial Athletic Association Player of the Year as a senior at George Mason University after hitting .438 (85x194) with 57 runs scored, 29 doubles, two triples, 13 home runs and 71 RBI in 48 games.

2009: Earned Third-Team All-Colonial Athletic Association honors after batting .318 (67x211) with 38 runs scored, 16 doubles, a triple, 11 home runs and 42 RBI in 52 games during his junior season at George Mason University.

TIGERS MINOR LEAGUE PLAYERS



(Soares, cont.)

2008: Hit .315 (76x241) with 44 runs scored, 15 doubles, a triple, seven home runs and 49 RBI in 55 games during his sophomore season at George Mason University.

Year	Club	AVG	G	AB	R	H	TB	2B	3B	HR	RBI	SH	SF	HB	BB	SO	SB	CS	OBP	SLG	E
2010	Connecticut	.220	38	127	14	28	36	5	0	1	8	1	1	0	5	23	3	2	.248	.283	6

SOLANO, GREGORIO ELIAS

RIGHTHANDED PITCHER

HEIGHT: 6-3

BATS: R

BORN: September 7, 1992 - San Jose de Ocoa, DR

WEIGHT: 180

THROWS: R

RESIDENCE: San Jose de Ocoa, DR

RECOMMENDED/SIGNED BY: Carlos Santana/Ramon Perez/Miguel Garcia (Tigers)

HOW OBTAINED: Signed by the Tigers as a non-drafted free agent on December 16, 2009.

Year	Club	W-L	ERA	G	GS	CG	SHO	SV	IP	H	AB	R	ER	HR	HB	BB	SO	WP	BK	AVG
2010	DSL Tigers	0-2	4.61	6	3	0	0	0	13.2	13	55	9	7	0	3	7	14	6	0	.236

SOLEDAD, JOSE ALEJANDRO

INFIELDER

HEIGHT: 5-11

BATS: R

BORN: July 22, 1992 - Aragua, VZ

WEIGHT: 165

THROWS: R

RESIDENCE: Aragua, VZ

RECOMMENDED/SIGNED BY: Jesus Garces (Tigers)

HOW OBTAINED: Signed by the Tigers as a non-drafted free agent on July 22, 2008.

CAREER HIGHLIGHTS:

2010: Led all Venezuelan Summer League third basemen with 17 errors.

Year	Club	AVG	G	AB	R	H	TB	2B	3B	HR	RBI	SH	SF	HB	BB	SO	SB	CS	OBP	SLG	E
2009	VSL Tigers	.194	49	129	9	25	30	2	0	1	19	2	0	0	2	24	2	0	.206	.233	20
2010	VSL Tigers	.295	57	210	26	62	76	9	1	1	25	1	1	7	9	26	1	5	.344	.362	19
MINOR LEAGUE TOTALS		.257	106	339	35	87	106	11	1	2	44	3	1	7	11	50	3	5	.293	.313	39

SORENSEN, MARK A.

RIGHTHANDED PITCHER

HEIGHT: 6-3

BATS: R

BORN: February 21, 1986 - Lake Forest, IL

WEIGHT: 205

THROWS: R

RESIDENCE: Northville, MI

RECOMMENDED/SIGNED BY: Tom Osowski (Tigers)

SCHOOL: Michigan State University

HOW OBTAINED: Selected by the Tigers in the 32nd round of the June 2008 draft.

CAREER HIGHLIGHTS:

2010: Tied for second in the Florida State League with one complete game, while he tied for fourth with 12 losses and 11 home runs allowed, finished fifth with 147.1 innings pitched and tied for fifth with 10 wins.

2009: Tied for the lead among all Midwest League pitchers with three double plays...compiled an eight-game winning streak June 10-July 28, tied for the longest such streak in the league...tied for third in the league with three wins during June...went the distance to earn the win on July 28 versus Burlington to tie for fourth in the league with one complete game...tabbed the Tigers Minor League Pitcher of the Month for July after posting a 5-0 record and 1.60 ERA (45.0IP/8ER) in six starts...tied for the league lead with five wins during July, while he finished ninth with a 1.60 ERA.

2008: Tied for 14th in the New York-Penn League with a 2.49 ERA (21.2IP/6ER) in five games (four starts) during August...a Third-Team All-Big Ten Conference selection after going 3-6 with a 3.95 ERA (54.2IP/24ER) in 12 games (11 starts) at Michigan State University.

2006: Finished 6-0 with a 1.71 ERA (47.1IP/9ER) in seven starts for Columbus in the Great Lakes League during the summer as he was tabbed the league's pitcher of the year...named the 10th-best prospect in the Great Lakes League by *Baseball America*.

MISCELLANEOUS: Is the son of Lary, a former major league pitcher and Tigers broadcaster.

Year	Club	W-L	ERA	G	GS	CG	SHO	SV	IP	H	AB	R	ER	HR	HB	BB	SO	WP	BK	AVG
2008	Oneonta	3-3	3.66	13	12	0	0	0	59.0	77	244	29	24	2	5	13	39	2	0	.316
2009	West Michigan	8-2	2.44	14	14	1	0	0	92.1	83	331	31	25	3	4	20	52	5	0	.251
	Lakeland	1-2	6.88	7	7	0	0	0	34.0	57	159	29	26	7	2	7	17	5	0	.358
2010	Lakeland	10-12	4.03	27	25	1	0	0	147.1	160	580	76	66	11	5	29	113	3	0	.276
MINOR LEAGUE TOTALS		22-19	3.81	61	58	2	0	0	332.2	377	1314	165	141	23	16	69	221	15	0	.287

SOTO, ERICK RAMON

SHORTSTOP

HEIGHT: 5-11

BATS: R

BORN: September 21, 1992 - Delta Amacuro, VZ

WEIGHT: 170

THROWS: R

RESIDENCE: Delta Amacuro, VZ

RECOMMENDED/SIGNED BY: German Robles/Pedro Chavez/Miguel Garcia (Tigers)

SCHOOL: U.E. Talento Deportivo

HOW OBTAINED: Signed by the Tigers as a non-drafted free agent on July 7, 2009.

CAREER HIGHLIGHTS:

2010: Second in the Venezuelan Summer League with 234 at-bats and 18 doubles.

Year	Club	AVG	G	AB	R	H	TB	2B	3B	HR	RBI	SH	SF	HB	BB	SO	SB	CS	OBP	SLG	E
2010	VSL Tigers	.231	62	234	22	54	75	18	0	1	25	5	1	3	24	37	4	0	.309	.321	25

PLAYER DEVELOPMENT
AND SCOUTING



TIGERS MINOR LEAGUE PLAYERS

STOHR, TYLER S.

RIGHTHANDED PITCHER

HEIGHT: 6-2 **BATS:** L **BORN:** September 19, 1986 - Newburgh, NY
WEIGHT: 210 **THROWS:** R **RESIDENCE:** Viera, FL
RECOMMENDED/SIGNED BY: Steve Nichols (Tigers)
SCHOOL: University of North Florida
HOW OBTAINED: Selected by the Tigers in the sixth round of the June 2008 draft.

CAREER HIGHLIGHTS:

2010: Landed on the disabled list for the remainder of the season on April 19 with a right elbow sprain.
2009: Selected to the Midwest League's mid-season all-star squad...second in the Midwest League with 47 games finished, while he tied for second with 19 saves and tied for fourth with 52 appearances...third in the league with six saves during June...named the 22nd-best prospect in the Tigers organization following the season by *Baseball America*.
2008: Selected to the New York-Penn League's mid-season all-star squad...tied for fifth in the league with 12 saves...tied for the league lead with four saves during June, while he tied for third with six saves during July...a Second-Team All-Atlantic Sun Conference selection as a junior at the University of North Florida, he finished 3-2 with a 1.93 ERA (32.2IP/7ER), 10 saves and 46 strikeouts in 22 appearances.
2007: Selected to the Atlantic Sun Conference's all-academic team as a sophomore at the University of North Florida...saw action in 10 games with Hyannis in the Cape Cod League during the summer, posting a 2.08 ERA (13.0IP/3ER), five saves and 14 strikeouts...named to the league's all-star squad.
2006: Started seven games as a freshman at Army, compiling a 1-3 record and 4.50 ERA (30.0IP/15ER).

Year	Club	W-L	ERA	G	GS	CG	SHO	SV	IP	H	AB	R	ER	HR	HB	BB	SO	WP	BK	AVG
2008	Oneonta	0-1	3.98	21	0	0	0	12	20.1	17	76	10	9	0	1	15	24	2	0	.224
2009	West Michigan	3-4	3.54	52	0	0	0	19	61.0	59	232	26	24	2	3	16	55	4	0	.254
2010	Lakeland	1-0	0.00	3	0	0	0	0	5.0	3	16	0	0	0	0	4	2	1	0	.187
MINOR LEAGUE TOTALS		4-5	3.44	76	0	0	0	31	86.1	79	324	36	33	2	4	35	81	7	0	.244

SUAREZ, EUGENIO ALEJANDRO

INFIELDER/OUTFIELDER

HEIGHT: 5-11 **BATS:** S **BORN:** July 18, 1991 - Edo Bolivar, VZ
WEIGHT: 155 **THROWS:** R **RESIDENCE:** Edo Bolivar, VZ
RECOMMENDED/SIGNED BY: Alejandro Rodriguez (Tigers)
HOW OBTAINED: Signed by the Tigers as a non-drafted free agent on October 9, 2008.

CAREER HIGHLIGHTS:

2010: Tabbed the Venezuelan Summer League Tigers Player of the Year...finished fourth in the Venezuelan Summer League with 70 hits, while he tied for eighth with a .311 batting average.
2009: Hit by a pitch 15 times, tops in the Venezuelan Summer League.

Year	Club	AVG	G	AB	R	H	TB	2B	3B	HR	RBI	SH	SF	HB	BB	SO	SB	CS	OBP	SLG	E
2009	VSL Tigers	.262	57	206	29	54	72	9	3	1	15	1	1	15	17	32	8	4	.360	.350	14
2010	VSL Tigers	.311	61	225	32	70	89	12	2	1	18	4	2	7	23	44	8	6	.389	.396	12
MINOR LEAGUE TOTALS		.288	118	431	61	124	161	21	5	2	33	5	3	22	40	76	16	10	.375	.374	26

TABLANTE, JOSE ENRIQUE

LEFTHANDED PITCHER

HEIGHT: 5-10 **BATS:** L **BORN:** January 18, 1992 - Guarico, VZ
WEIGHT: 135 **THROWS:** L **RESIDENCE:** Aragua, VZ
RECOMMENDED/SIGNED BY: German Robles (Tigers)
HOW OBTAINED: Signed by the Tigers as a non-drafted free agent on January 15, 2009.

CAREER HIGHLIGHTS:

2009: Tied for the lead in the Venezuelan Summer League with 30 walks allowed and three balks...ninth in the league with a 3.28 ERA (24.2IP/9ER) in five starts during July.

Year	Club	W-L	ERA	G	GS	CG	SHO	SV	IP	H	AB	R	ER	HR	HB	BB	SO	WP	BK	AVG
2009	VSL Tigers	2-4	3.83	15	10	0	0	0	47.0	49	177	29	20	3	11	30	32	6	3	.277
2010	VSL Tigers	1-2	3.58	15	4	0	0	0	37.2	30	140	29	15	0	7	24	33	9	0	.214
MINOR LEAGUE TOTALS		3-6	3.72	30	14	0	0	0	84.2	79	317	58	35	3	18	54	65	15	3	.249

TENIA, GABRIEL ANTONIO

CATCHER

HEIGHT: 6-1 **BATS:** R **BORN:** January 18, 1993 - Guacara, VZ
WEIGHT: 190 **THROWS:** R **RESIDENCE:** San Joaquin, VZ
RECOMMENDED/SIGNED BY: Pedro Chavez (Tigers)
SCHOOL: U.E. Padre Domingo Segado
HOW OBTAINED: Signed by the Tigers as a non-drafted free agent on February 9, 2010.

CAREER HIGHLIGHTS:

2010: Second in the Venezuelan Summer League with 62 strikeouts, while he was third with a home run once every 33.00 at-bats and tied for third with six home runs...led all league catchers with 38 assists.

Year	Club	AVG	G	AB	R	H	TB	2B	3B	HR	RBI	SH	SF	HB	BB	SO	SB	CS	OBP	SLG	E
2010	VSL Tigers	.202	56	198	26	40	66	8	0	6	27	1	1	8	15	62	1	2	.284	.333	5

TIGERS MINOR LEAGUE PLAYERS



TEUFEL, SHAWN MICHAEL

LEFTHANDED PITCHER

HEIGHT: 6-3
WEIGHT: 215
RECOMMENDED/SIGNED BY: Bill Buck (Tigers)
SCHOOL: Liberty University (VA)

BATS: L
THROWS: L

BORN: July 16, 1986 - Greenwich, CT
RESIDENCE: Palm Beach Gardens, FL

HOW OBTAINED: Selected by the Tigers in the 25th round of the June 2010 draft.

CAREER HIGHLIGHTS:

2010: Earned All-Big South Conference honors as a senior at Liberty University after posting a 10-4 record, 2.44 ERA (103.1IP/28ER) and 92 strikeouts in 15 starts.

2009: Finished 9-2 with a 4.33 ERA (72.2IP/35ER) and 72 strikeouts in 14 outings (12 starts) during his junior season at Liberty University to earn All-Big South Conference honors.

2008: Saw action with Alaska in the Alaska League during the summer, compiling a 0-1 record and 3.09 ERA (43.2IP/15ER) in eight games.

MISCELLANEOUS: His father Tim Teufel played 11 seasons at the major league level.

Year	Club	W-L	ERA	G	GS	CG	SHO	SV	IP	H	AB	R	ER	HR	HB	BB	SO	WP	BK	AVG
2010	Connecticut	0-0	3.00	2	0	0	0	0	3.0	3	12	1	1	0	1	2	6	0	0	.250
	West Michigan	1-1	2.60	9	0	0	0	0	17.1	11	61	6	5	1	1	8	14	0	0	.180
	Lakeland	0-0	2.45	9	1	0	0	0	14.2	12	54	5	4	1	0	5	19	1	0	.222
MINOR LEAGUE TOTALS		1-1	2.57	20	1	0	0	0	35.0	26	127	12	10	2	2	15	39	1	0	.205

TIMPNER, CLAY W.

OUTFIELDER

HEIGHT: 6-4
WEIGHT: 215
RECOMMENDED/SIGNED BY: (Tigers)
SCHOOL: University of Central Florida

BATS: L
THROWS: L

BORN: May 13, 1983 - Lakeland, FL
RESIDENCE: Oviedo, FL

HOW OBTAINED: Signed by the Tigers as a minor league free agent on December 16, 2010.

CAREER HIGHLIGHTS:

2008: Made his major league debut on April 8 versus San Diego, entering the game as a defensive replacement in left field.

2005: Led the California League with 12 triples and 34 stolen bases, while he finished second with 549 at-bats and tied for fifth with 160 hits...tabbed the best baserunner and defensive outfielder in the California League by *Baseball America*...named the 14th-best prospect in the Giants organization following the season by *Baseball America*.

2004: Selected by San Francisco in the fourth round of the June draft...tied for third in the Northwest League with 86 hits...named the 18th-best prospect in the Giants organization following the season by *Baseball America*...earned All-Atlantic Sun Conference honors as a junior at Central Florida University after hitting .371 (96x259) with 69 runs scored, 20 doubles, six triples, six home runs, 34 RBI and 43 stolen bases.

2003: Hit .347 (70x202) with 40 runs scored, 13 doubles, three triples, a home run, 35 RBI and 22 stolen bases during his sophomore season at Central Florida University.

2002: Batted .361 (75x208) with 43 runs scored, nine doubles, five triples, five home runs, 47 RBI and 11 stolen bases during his freshman season at Central Florida University.

2001: Selected by Texas in the 41st round of the June draft out of LaBelle High School in Florida, but he did not sign.

Year	Club	AVG	G	AB	R	H	TB	2B	3B	HR	RBI	SH	SF	HB	BB	SO	SB	CS	OBP	SLG	E
2004	Salem-Keizer	.293	68	294	37	86	112	7	2	5	28	4	1	1	20	35	16	5	.339	.381	1
	San Jose	.280	6	25	4	7	9	2	0	0	2	0	1	0	1	2	1	0	.296	.360	0
2005	San Jose	.291	126	549	85	160	218	22	12	4	39	2	3	3	34	93	34	13	.334	.397	3
2006	Connecticut	.222	66	261	26	58	82	11	2	3	13	5	2	1	13	31	11	6	.260	.314	5
	Fresno	.286	62	238	33	68	91	8	3	3	19	3	0	0	10	31	5	7	.315	.382	2
2007	Fresno	.301	109	392	51	118	155	11	4	6	39	5	1	2	37	68	9	11	.363	.395	3
2008	Fresno	.245	119	436	64	107	141	19	3	3	46	5	3	3	33	61	13	6	.301	.323	3
	San Francisco	.000	2	2	0	0	0	0	0	0	0	0	0	0	2	0	0	0	.000	.000	0
2009	Fresno	.250	119	392	46	98	147	20	4	7	42	4	3	3	32	50	6	6	.309	.375	6
2010	Richmond	.290	123	417	40	121	155	18	2	4	51	2	5	3	35	63	6	4	.346	.372	4
MINOR LEAGUE TOTALS		.274	798	3004	386	823	1110	118	32	35	279	30	19	16	215	434	101	58	.324	.370	27
MAJOR LEAGUE TOTALS		.000	2	2	0	0	0	0	0	0	0	0	0	0	2	0	0	0	.000	.000	0

TODD, JADE A.

LEFTHANDED PITCHER

HEIGHT: 6-2
WEIGHT: 225
RECOMMENDED/SIGNED BY: Jim Rough (Tigers)
SCHOOL: Shades Valley High School (AL)

BATS: L
THROWS: L

BORN: March 22, 1990 - Jefferson County, AL
RESIDENCE: Bessemer, AL

HOW OBTAINED: Selected by the Tigers in the seventh round of the June 2008 draft.

CAREER HIGHLIGHTS:

2010: Tied for fourth in the Midwest League with one complete game.

2009: Sidelined April 23-August 22 with a left shoulder strain.

2008: Compiled a 7-3 record, 1.04 ERA and 96 strikeouts as a senior at Shades Valley High School.

PLAYER DEVELOPMENT
AND SCOUTING



TIGERS MINOR LEAGUE PLAYERS

(Todd, cont.)

Year	Club	W-L	ERA	G	GS	CG	SHO	SV	IP	H	AB	R	ER	HR	HB	BB	SO	WP	BK	AVG
2008	GCL Tigers	3-1	2.34	12	5	0	0	0	42.1	35	155	15	11	2	3	18	48	5	0	.226
2009	GCL Tigers#	0-0	1.80	2	0	0	0	0	5.0	3	17	1	1	1	0	2	6	0	1	.176
	West Michigan	0-1	4.41	6	1	0	0	0	16.1	16	61	10	8	0	1	10	7	0	0	.262
2010	GCL Tigers	2-0	2.25	5	5	0	0	0	24.0	19	88	6	6	1	1	5	22	0	1	.216
	West Michigan	0-8	5.11	14	14	1	0	0	68.2	78	272	43	39	6	0	24	56	3	0	.287
MINOR LEAGUE TOTALS		5-10	3.74	39	25	1	0	0	156.1	151	593	75	65	10	5	59	139	8	2	.255

TORREALBA, MICHAEL DEIVIS

RIGHTHANDED PITCHER

HEIGHT: 5-11

BATS: R

BORN: November 19, 1989 - Maracay, VZ

WEIGHT: 200

THROWS: R

RESIDENCE: Aragua, VZ

RECOMMENDED/SIGNED BY: Jesus Garces (Tigers)

HOW OBTAINED: Signed by the Tigers as a non-drafted free agent on July 4, 2006.

CAREER HIGHLIGHTS:

2009: Fourth among all New York Penn-League relievers with 11.10 strikeouts per nine innings...appeared in one game with La Guaira in the Venezuelan Winter League following the season.

2008: Led the Venezuelan Summer League with 21 wild pitches, while he tied for second with 62 strikeouts...led all league relievers with a .169 batting average against and 11.63 strikeouts per nine innings, while he was fifth with 9.56 baserunners per nine innings...tied for second in the league with 24 strikeouts during June, while he finished fourth with 21 strikeouts during May...tied for second in the league with four saves during July.

Year	Club	W-L	ERA	G	GS	CG	SHO	SV	IP	H	AB	R	ER	HR	HB	BB	SO	WP	BK	AVG
2007	VSL Tigers	2-2	5.65	15	3	0	0	0	28.2	27	106	19	18	0	5	20	19	12	1	.255
2008	VSL Tigers	4-1	2.06	20	0	0	0	4	48.0	28	166	17	11	3	2	21	62	21	1	.169
2009	Oneonta	2-1	2.78	23	0	0	0	2	35.2	24	122	12	11	1	1	18	44	3	0	.197
2010	Connecticut	0-2	1.83	9	0	0	0	2	19.2	12	66	4	4	1	1	7	24	4	0	.182
	Lakeland	1-2	5.32	12	0	0	0	0	22.0	24	87	15	13	1	3	4	20	1	0	.276
MINOR LEAGUE TOTALS		9-8	3.33	79	3	0	0	8	154.0	115	547	67	57	6	12	70	169	41	2	.210

TRIPP, BRANDON JOHN

OUTFIELDER

HEIGHT: 6-3

BATS: L

BORN: April 2, 1985 - Artesia, CA

WEIGHT: 220

THROWS: R

RESIDENCE: La Palma, CA

RECOMMENDED/SIGNED BY: (Tigers)

SCHOOL: Cal State Fullerton

HOW OBTAINED: Signed by the Tigers as a minor league free agent on December 15, 2010.

CAREER HIGHLIGHTS:

2010: Hit by a pitch 18 times to lead the Southern League.

2009: Released by Baltimore on April 2...signed by Florida as a minor league free agent on April 25.

2008: Led the Carolina League with 145 strikeouts.

2007: Tabbed the South Atlantic League Player of the Week for April 16-22 after hitting .545 (12x22) with three doubles, two home runs and six RBI in five games...named the 17th-best prospect in the Orioles organization following the season by *Baseball America*.

2006: Selected by Baltimore in the 12th round of the June draft...hit .321 (71x221) with 44 runs scored, 11 doubles, six triples, nine home runs, 42 RBI and 10 stolen bases during his junior season at Cal State Fullerton to All-Big West Conference honors.

2005: Batted .343 (34x99) with 22 runs scored, five doubles, two triples, four home runs and 18 RBI as a sophomore at Cal State Fullerton.

Year	Club	AVG	G	AB	R	H	TB	2B	3B	HR	RBI	SH	SF	HB	BB	SO	SB	CS	OBP	SLG	E
2006	Aberdeen	.221	43	145	20	32	46	8	0	2	15	0	1	12	16	49	1	2	.345	.317	1
2007	Delmarva	.288	104	371	72	107	197	25	4	19	79	1	5	13	43	112	7	1	.377	.531	2
2008	Frederick	.236	123	428	49	101	172	20	0	17	69	2	6	6	33	145	10	3	.296	.402	4
2009	Jupiter	.278	87	313	42	87	138	14	2	11	41	0	1	8	26	80	1	0	.348	.441	1
2010	Jacksonville	.289	118	394	52	114	177	35	2	8	46	0	4	18	34	111	5	3	.369	.449	2
MINOR LEAGUE TOTALS		.267	475	1651	235	441	730	102	8	57	250	3	17	57	152	497	24	9	.346	.442	10

USTARIZ, JESUS ALBERTO

THIRD BASEMAN

HEIGHT: 6-0

BATS: R

BORN: April 26, 1993 - Caracas, VZ

WEIGHT: 170

THROWS: R

RESIDENCE: Estado Miranda, VZ

RECOMMENDED/SIGNED BY: Pedro Chavez/Oscar Garcia (Tigers)

HOW OBTAINED: Signed by the Tigers as a non-drafted free agent on July 6, 2009.

Year	Club	AVG	G	AB	R	H	TB	2B	3B	HR	RBI	SH	SF	HB	BB	SO	SB	CS	OBP	SLG	E
2010	VSL Tigers	.281	48	171	23	48	62	8	0	2	18	0	0	2	23	20	1	3	.372	.363	19

VALDEZ, JOSE ALFREDO

RIGHTHANDED PITCHER

HEIGHT: 6-1

BATS: R

BORN: March 1, 1990 - Don Gregorio de Nizao, DR

WEIGHT: 167

THROWS: R

RESIDENCE: Don Gregorio de Nizao, DR

RECOMMENDED/SIGNED BY: Carlos Santana/Ramon Perez/Miguel Garcia (Tigers)

HOW OBTAINED: Signed by the Tigers as a non-drafted free agent on June 4, 2009.

CAREER HIGHLIGHTS:

2010: Selected to the Dominican Summer League's mid-season all-star squad...finished fourth in the league with 14 saves.

TIGERS MINOR LEAGUE PLAYERS



(Valdez, cont.)

Year	Club	W-L	ERA	G	GS	CG	SHO	SV	IP	H	AB	R	ER	HR	HB	BB	SO	WP	BK	AVG
2009	DSL Tigers	4-5	5.23	26	0	0	0	4	31.0	25	108	24	18	2	3	23	30	8	2	.231
2010	DSL Tigers	1-1	2.18	17	0	0	0	11	20.2	11	69	6	5	0	2	13	21	4	0	.159
MINOR LEAGUE TOTALS		5-6	4.01	43	0	0	0	15	51.2	36	177	30	23	2	5	36	51	12	2	.203

VASQUEZ, DANRY JOSUE

OUTFIELDER

HEIGHT: 6-2 **BATS:** L **BORN:** January 8, 1994 - Miranda, VZ
WEIGHT: 168 **THROWS:** R **RESIDENCE:** Miranda, VZ
RECOMMENDED/SIGNED BY: Oscar Garcia/Pedro Chavez/Miguel Garcia/Tom Moore (Tigers)
SCHOOL: Colegio Privado Nuestros Simbolos
HOW OBTAINED: Signed by the Tigers as a non-drafted free agent on July 2, 2010.
CAREER HIGHLIGHTS:
2010: Named the 24th-best prospect in the Tigers organization following the season by *Baseball America*.

Year	Club	AVG	G	AB	R	H	TB	2B	3B	HR	RBI	SH	SF	HB	BB	SO	SB	CS	OBP	SLG	E
------	------	-----	---	----	---	---	----	----	----	----	-----	----	----	----	----	----	----	----	-----	-----	---

(2011 will be first professional season)

VASQUEZ, LEONEL ALEXANDER

RIGHTHANDED PITCHER

HEIGHT: 6-0 **BATS:** R **BORN:** February 10, 1991 - Sucre, VZ
WEIGHT: 150 **THROWS:** R **RESIDENCE:** Sucre, VZ
RECOMMENDED/SIGNED BY: German Robles (Tigers)
SCHOOL: Dr. Domingo Badaraco Bermudez
HOW OBTAINED: Signed by the Tigers as a non-drafted free agent on March 5, 2009.
CAREER HIGHLIGHTS:
2010: Third in the Venezuelan Summer League with 30 walks allowed.
2009: Tied for the lead in the Venezuelan Summer League with three balks...tied for the lead among all league pitchers with two double plays.

Year	Club	W-L	ERA	G	GS	CG	SHO	SV	IP	H	AB	R	ER	HR	HB	BB	SO	WP	BK	AVG
2009	VSL Tigers	1-2	4.06	14	4	0	0	1	44.1	50	178	29	20	4	6	19	29	4	3	.281
2010	VSL Tigers	0-3	2.88	15	3	0	0	0	34.1	22	116	15	11	1	3	30	30	4	2	.190
MINOR LEAGUE TOTALS		1-5	3.55	29	7	0	0	1	78.2	72	294	44	31	5	9	49	59	8	5	.245

VOSS, JAY C.

LEFTHANDED PITCHER

HEIGHT: 6-4 **BATS:** L **BORN:** April 22, 1987 - Breese, IL
WEIGHT: 195 **THROWS:** L **RESIDENCE:** Breese, IL
RECOMMENDED/SIGNED BY: (Tigers)
SCHOOL: Kaskaskia Junior College (IL)
HOW OBTAINED: Acquired by the Tigers from Florida, in exchange for Nate Robertson and cash considerations on March 30, 2010.
CAREER HIGHLIGHTS:
2009: Named the 23rd-best prospect in the Marlins organization following the season by *Baseball America*.
2007: Selected by Florida in the eighth round of the June draft...tied for fourth in the New York-Penn League with seven losses.

Year	Club	W-L	ERA	G	GS	CG	SHO	SV	IP	H	AB	R	ER	HR	HB	BB	SO	WP	BK	AVG
2007	Jamestown	0-7	7.63	15	11	0	0	0	48.1	78	214	45	41	5	2	21	35	1	0	.364
2008	Greensboro	3-6	6.39	26	11	0	0	0	69.0	106	299	56	49	8	3	24	55	4	0	.355
2009	Jupiter	0-1	2.03	10	0	0	0	0	13.1	14	52	5	3	0	0	3	10	0	0	.269
	Jacksonville	3-0	2.97	30	0	0	0	1	36.1	26	130	14	12	2	0	15	36	2	0	.200
2010	Lakeland	0-1	1.40	11	0	0	0	2	19.1	16	70	5	3	2	0	2	16	1	0	.229
	Erie	2-3	5.81	33	0	0	0	1	48.0	61	191	39	31	6	2	25	33	3	0	.319
MINOR LEAGUE TOTALS		8-18	5.34	125	22	0	0	4	234.1	301	956	164	139	23	7	90	185	11	0	.315

WAITE, ROBERT STUART (ROB)

RIGHTHANDED PITCHER

HEIGHT: 6-3 **BATS:** R **BORN:** January 9, 1987 - Fresno, CA
WEIGHT: 210 **THROWS:** R **RESIDENCE:** San Ramon, CA
RECOMMENDED/SIGNED BY: Tim McWilliam (Tigers)
SCHOOL: University of California-Riverside
HOW OBTAINED: Selected by the Tigers in the 17th round of the June 2008 draft.
CAREER HIGHLIGHTS:
2010: Appeared in three games (two starts) with Aragua in the Venezuelan Winter League following the season.
2009: Finished 11th in the Midwest League with a 2.30 ERA (27.1IP/7ER) in nine outings (two starts) during August.
2008: Finished 2-4 with a 6.35 ERA (39.2IP/28ER) in 27 games (two starts) as a junior at the University of California-Riverside.
2007: Earned Second-Team All-South Coast Conference honors as a sophomore at Chabot College after compiling a 6-2 record, 2.24 ERA (52.1IP/13ER) and 42 strikeouts in 14 games (seven starts).

PLAYER DEVELOPMENT
AND SCOUTING



TIGERS MINOR LEAGUE PLAYERS

(Waite, cont.)

Year	Club	W-L	ERA	G	GS	CG	SHO	SV	IP	H	AB	R	ER	HR	HB	BB	SO	WP	BK	AVG
2008	GCL Tigers	1-3	4.67	17	0	0	0	2	27.0	27	107	15	14	1	2	12	25	3	0	.252
2009	West Michigan	1-1	4.56	24	3	0	0	2	53.1	50	206	28	27	1	3	16	39	4	0	.243
	Lakeland	1-0	3.86	10	0	0	0	0	16.1	13	61	7	7	1	1	6	3	2	0	.213
2010	Lakeland	2-2	3.64	25	0	0	0	0	42.0	35	158	22	17	2	4	13	39	3	0	.222
	Erie	0-0	2.66	12	0	0	0	0	20.1	16	77	14	6	1	0	7	14	1	0	.208
MINOR LEAGUE TOTALS		5-6	4.02	88	3	0	0	4	159.0	141	609	86	71	6	10	54	120	13	0	.232

WEBER, THAD G.

RIGHTHANDED PITCHER

HEIGHT: 6-2

BATS: R

BORN: September 28, 1984 - Seward, NE

WEIGHT: 205

THROWS: R

RESIDENCE: Lincoln, NE

RECOMMENDED/SIGNED BY: Chris Wimmer (Tigers)

SCHOOL: University of Nebraska

HOW OBTAINED: Selected by the Tigers in the 16th round of the June 2008 draft.

CAREER HIGHLIGHTS:

2010: Led the Eastern League with 167.2 innings pitched, while he tied for third with two complete games, tied for fourth with 12 losses and tied for fifth with 17 home runs allowed...tabbed the International League Pitcher of the Week for August 30-September 5 after he picked up the win in both of his starts and compiled a 1.20 ERA (15.0IP/2ER)...started five games with Caracas in the Venezuelan Winter League following the season, posting a 4-1 record and 2.32 ERA (23.0IP/6ER).

2009: Selected to the Florida State League's mid-season all-star squad...third in the Florida State League with a 0.75 ERA (24.0IP/2ER) in four starts during April...tied for fourth in the Eastern League with three wins during July...tabbed the Eastern League Pitcher of the Week for August 17-23 after he fanned 10 batters as he fired a no-hitter on August 22 versus Akron...tied for second in the league with one shutout, while he tied for fifth with one complete game...selected the Tigers Minor League Pitcher of the Month for August after compiling a 3-0 record and 3.13 ERA (31.2IP/11ER) in five starts...tied for fifth in the league with three wins during August, while he finished 14th with a 3.13 ERA...saw action in eight games with Peoria in the Arizona Fall League following the season, posting a 4.50 ERA (12.0IP/6ER) and 13 strikeouts.

2008: Finished 12th in the Midwest League with a 2.49 ERA (25.1IP/7ER) in five starts during August...a Second-Team All-Big 12 Conference selection as a senior at the University of Nebraska after posting a 9-5 record, 6.15 ERA (79.0IP/54ER) and 72 strikeouts in 15 games (14 starts)...a Second-Team Big 12 Conference all-academic selection.

2007: Selected by Cincinnati in the 35th round of the June draft, but he did not sign...finished 1-2 with a 5.62 ERA (24.0IP/15ER), three saves and 30 strikeouts in 21 games (one start) as a junior at the University of Nebraska...saw action in nine games (eight starts) with Beatrice in the MINK League during the summer, compiling a 7-0 record, 0.78 ERA (46.0IP/4ER), one save and 48 strikeouts...named the fifth-best prospect in the league by *Baseball America*.

2006: Tabbed the Jayhawk West Player of the Year and All-Jayhawk West Conference as a pitcher and first baseman at Hutchinson Community College...hit .453 with 27 doubles, six home runs and 63 RBI...went 10-0 with a 2.70 ERA (63.1IP/19ER) and 66 strikeouts...went 5-2 with a 2.56 ERA (45.2IP/13ER) and 32 strikeouts in eight games (seven starts) for Beatrice in the MINK League during the summer.

2005: Hit .380 with nine home runs and 45 RBI at Hutchinson Community College, in addition to compiling a 4-3 record, 4.79 ERA (47.0IP/25ER) and 38 strikeouts.

Year	Club	W-L	ERA	G	GS	CG	SHO	SV	IP	H	AB	R	ER	HR	HB	BB	SO	WP	BK	AVG
2008	GCL Tigers	0-0	0.00	2	1	0	0	0	4.0	1	13	0	0	0	0	9	0	0	.077	
	West Michigan	1-4	2.56	11	11	0	0	0	56.1	46	210	20	16	3	3	11	49	5	1	.219
2009	Lakeland	4-4	2.13	12	12	1	0	0	67.2	54	249	19	16	6	1	11	40	5	0	.217
	Erie	7-3	4.06	13	13	1	1	0	75.1	78	286	38	34	7	4	18	44	2	0	.273
2010	Erie	9-12	4.08	25	25	2	0	0	167.2	176	644	87	76	17	8	41	113	7	1	.273
	Toledo	2-1	1.64	3	3	0	0	0	22.0	14	75	4	4	2	0	3	17	2	0	.187
MINOR LEAGUE TOTALS		23-24	3.34	66	65	4	1	0	393.0	369	1477	168	146	35	16	84	272	21	2	.250

WESSON, MALCOLM JARED (JARED)

LEFTHANDED PITCHER

HEIGHT: 6-5

BATS: L

BORN: January 30, 1986 - Tupelo, MS

WEIGHT: 190

THROWS: L

RESIDENCE: Tupelo, MS

RECOMMENDED/SIGNED BY: Jim Rough (Tigers)

SCHOOL: Mississippi State University

HOW OBTAINED: Signed by the Tigers as a non-drafted free agent on July 23, 2009.

CAREER HIGHLIGHTS:

2009: Fourth in the Gulf Coast League with 27 strikeouts during August.

2005: Selected by Florida in the 29th round of the June draft out of Itawamba Community College in Mississippi, but he did not sign.

Year	Club	W-L	ERA	G	GS	CG	SHO	SV	IP	H	AB	R	ER	HR	HB	BB	SO	WP	BK	AVG
2009	GCL Tigers	1-2	6.23	5	5	0	0	0	17.1	22	68	13	12	2	2	9	27	1	0	.324
2010	West Michigan	7-2	3.44	19	15	0	0	0	81.0	74	304	35	31	1	4	41	85	7	1	.243
MINOR LEAGUE TOTALS		8-4	3.94	24	20	0	0	0	98.1	96	372	48	43	3	6	50	112	8	1	.258

TIGERS MINOR LEAGUE PLAYERS



WHITE, CHRISTOPHER S. (CHRIS)

OUTFIELDER

HEIGHT: 6-0 BATS: S BORN: November 12, 1987 - Lompoc, CA
 WEIGHT: 180 THROWS: R RESIDENCE: Lompoc, CA
 RECOMMENDED/SIGNED BY: Scott Cerny (Tigers)
 SCHOOL: Sacramento Community College (CA)
 HOW OBTAINED: Selected by the Tigers in the 12th round of the June 2007 draft.
 CAREER HIGHLIGHTS:
 2007: Named the Gulf Coast League Tigers Player of the Year.

Year	Club	AVG	G	AB	R	H	TB	2B	3B	HR	RBI	SH	SF	HB	BB	SO	SB	CS	OBP	SLG	E
2007	GCL Tigers	.279	50	183	25	51	73	9	2	3	22	2	0	2	20	36	15	4	.356	.399	1
	Oneonta	.197	17	61	12	12	17	3	1	0	4	0	0	0	6	10	6	1	.269	.279	3
2008	Oneonta	.230	31	100	12	23	29	2	2	0	11	1	0	0	12	17	6	1	.313	.290	3
	West Michigan	.284	23	74	11	21	35	8	0	2	5	0	0	0	5	13	5	0	.329	.473	0
2009	Lakeland	.235	90	319	36	75	107	12	4	4	34	3	0	3	28	69	14	6	.303	.335	2
	Erie	.189	15	37	6	7	16	3	0	2	5	1	2	0	1	11	0	0	.200	.432	1
2010	Lakeland	.187	42	134	15	25	39	2	3	2	11	0	1	3	9	29	4	2	.252	.291	1
	Erie	.211	27	71	7	15	25	4	0	2	7	0	0	1	6	18	4	3	.282	.352	0
	Toledo	.284	23	81	9	23	31	5	0	1	5	3	0	0	3	17	6	0	.310	.383	1
MINOR LEAGUE TOTALS		.238	318	1060	133	252	372	48	12	16	104	10	3	9	90	220	60	17	.302	.351	12

WHITE, TYLER L.

RIGHTHANDED PITCHER

HEIGHT: 6-3 BATS: R BORN: August 8, 1989 - Flowood, MS
 WEIGHT: 205 THROWS: R RESIDENCE: Brandon, MS
 RECOMMENDED/SIGNED BY: Bryson Barber (Tigers)
 SCHOOL: University of Alabama
 HOW OBTAINED: Selected by the Tigers in the 20th round of the June 2010 draft.
 CAREER HIGHLIGHTS:
 2009: Appeared in 17 games as a freshman at the University of Alabama, posting a 1-0 record, 2.28 ERA (27.2IP/7ER), two saves and 37 strikeouts...saw action in 14 games with Deland in the Florida Summer Collegiate League, posting seven saves and fanning 35 batters in 17.0 innings of work...named the sixth-best prospect in the league by *Baseball America*.
 2008: Compiled a 0-3 record with a 2.48 ERA (32.2IP/9ER) and 55 strikeouts in 13 outings with Wilmington in the Coastal Plains League during the summer.

Year	Club	W-L	ERA	G	GS	CG	SHO	SV	IP	H	AB	R	ER	HR	HB	BB	SO	WP	BK	AVG
2010	GCL Tigers	0-0	16.20	2	0	0	0	0	1.2	3	8	3	3	0	0	2	2	0	0	.375
	Connecticut	0-0	8.00	11	0	0	0	3	9.0	10	40	15	8	1	1	13	11	1	1	.250
MINOR LEAGUE TOTALS		0-0	9.28	13	0	0	0	3	10.2	13	48	18	11	1	1	15	13	1	1	.271

WOOD, AUSTIN MICHAEL

LEFTHANDED PITCHER

HEIGHT: 6-2 BATS: L BORN: November 2, 1986 - Kingwood, TX
 WEIGHT: 195 THROWS: L RESIDENCE: Kingwood, TX
 RECOMMENDED/SIGNED BY: Tim Grieve (Tigers)
 SCHOOL: University of Texas
 HOW OBTAINED: Selected by the Tigers in the fifth round of the June 2009 draft.
 CAREER HIGHLIGHTS:
 2010: Sidelined April 8-23 with left shoulder inflammation and April 29-September 8 with a left shoulder strain.
 2009: Rated as possessing the best control in the Tigers organization following the season by *Baseball America*...earned All-Big 12 Conference honors as a senior at the University of Texas after compiling a 6-1 record, 2.61 ERA (86.1IP/25ER), 15 saves and 74 strikeouts in 41 appearances.
 2008: Finished 7-3 with a 4.43 ERA (85.1IP/42ER) in 17 outings (14 starts) during his junior season at the University of Texas.
 2007: Posted an 8-1 record and 3.15 ERA (85.2IP/30ER) in 25 games (12 starts) as a sophomore at the University of Texas...saw action with Hyannis in the Cape Cod League and Santa Barbara in the California Collegiate League during the summer...finished 0-2 with a 4.67 ERA (17.1IP/9ER) in four games with Hyannis.
 2006: A Second-Team All-Big 12 Conference as a freshman at the University of Texas after compiling a 4-3 record, 3.15 ERA (45.2IP/16ER), seven saves and 37 strikeouts in 35 appearances (one start)...saw action with Hyannis in the Cape Cod League during the summer.

Year	Club	W-L	ERA	G	GS	CG	SHO	SV	IP	H	AB	R	ER	HR	HB	BB	SO	WP	BK	AVG
2009	GCL Tigers	1-0	9.00	1	0	0	0	0	1.0	2	5	1	1	0	1	0	1	0	0	.400
	Lakeland	0-0	0.00	3	0	0	0	0	5.0	4	18	0	0	0	0	0	4	0	0	.222
2010	Lakeland	0-0	0.00	2	0	0	0	0	1.1	0	4	0	0	0	0	0	3	0	0	.000
MINOR LEAGUE TOTALS		1-0	1.23	6	0	0	0	0	7.1	6	27	1	1	0	1	0	8	0	0	.222

PLAYER DEVELOPMENT
AND SCOUTING



TIGERS MINOR LEAGUE PLAYERS

WYATT, BRENT ALAN

HEIGHT: 5-10

WEIGHT: 185

RECOMMENDED/SIGNED BY: Ryan Johnson (Tigers)

SCHOOL: Lewis & Clark State College (WA)

HOW OBTAINED: Selected by the Tigers in the 26th round of the June 2008 draft.

CAREER HIGHLIGHTS:

2010: Topped all Florida State League outfielders with 20 assists...tabbed the Florida State League Player of the Week for May 17-23 after hitting .484 (15x31) with two doubles, a triple, home run and eight RBI in seven games.

2009: Hit by a pitch 23 times, tops in the Midwest League...tied for fifth in the league with 87 runs scored...compiled an 18-game hitting streak May 16-June 4, batting .391 (27x69) with six doubles, a home run and 15 RBI.

2008: Second in the New York-Penn League with a .403 on-base percentage, while he tied for eighth with a .305 batting average...compiled a 13-game hitting streak August 21-September 2, batting .385 (20x52) during the stretch...fifth in the league with a .351 batting average (34x97) in 25 games during August...hit .354 (84x237) with 75 runs scored, 10 doubles, two triples, three home runs, 40 RBI and nine stolen bases in 64 games as a senior at Lewis & Clark State College.

2007: Earned NAIA Region I honors as a junior at Lewis & Clark State College after hitting .357 (76x213) with 79 runs scored, 15 doubles, four triples, seven home runs, 52 RBI and 13 stolen bases in 59 games...saw action in 43 games with Alaska in the Alaska League during the summer, batting .327 (53x162) with 34 runs scored, nine doubles, four triples, a home run, 27 RBI and 15 stolen bases in 43 games.

2006: A Second-Team all-conference selection as a sophomore at Wenatchee Valley Community College...hit .223 (35x157) with 28 runs scored, seven doubles, two triples, three home runs, 16 RBI and 24 stolen bases in 42 games for Wenatchee in the Western Collegiate Baseball League during the summer.

2005: A Second-Team all-conference selection as a freshman at Wenatchee Valley Community College, he batted .315 (45x143) with 30 runs scored, seven doubles, six triples, eight RBI and 14 stolen bases...in 36 games with Wenatchee in the Western Collegiate Baseball League during the summer, he hit .270 (40x148) with 28 runs scored, eight doubles, a triple, three home runs, 18 RBI and six stolen bases.

Year	Club	AVG	G	AB	R	H	TB	2B	3B	HR	RBI	SH	SF	HB	BB	SO	SB	CS	OBP	SLG	E
2008	Oneonta	.305	55	197	25	60	77	11	3	0	14	4	1	8	25	41	5	4	.403	.391	7
2009	West Michigan	.242	126	475	87	115	159	23	6	3	53	7	5	23	67	71	23	9	.360	.335	3
2010	Lakeland	.258	109	372	50	96	135	18	3	5	43	7	2	12	53	75	16	5	.367	.363	3
	Erie	.228	16	57	6	13	23	2	1	2	7	0	0	3	4	12	1	1	.313	.404	1
MINOR LEAGUE TOTALS		.258	306	1101	168	284	394	54	13	10	117	18	8	46	149	199	45	19	.367	.358	14

INFIELDER/OUTFIELDER

BORN: January 25, 1985 - Othello, WA

RESIDENCE: Kittitas, WA

ZUMAYA, RICHARD C.

HEIGHT: 6-0

WEIGHT: 180

RECOMMENDED/SIGNED BY: Tim McWilliam (Tigers)

SCHOOL: Bonita Vista High School (CA)

HOW OBTAINED: Selected by the Tigers in the 43rd round of the June 2007 draft.

CAREER HIGHLIGHTS:

2009: Fifth among all Gulf Coast League relievers with 10.87 strikeouts per nine innings.

2008: Tied for third in the Gulf Coast League with five losses.

MISCELLANEOUS: Is the brother of Tigers pitcher Joel Zumaya.

RIGHTHANDED PITCHER

BORN: November 10, 1989 - Chula Vista, CA

RESIDENCE: Chula Vista, CA

Year	Club	W-L	ERA	G	GS	CG	SHO	SV	IP	H	AB	R	ER	HR	HB	BB	SO	WP	BK	AVG
2007	GCL Tigers	0-0	4.08	8	1	0	0	1	17.2	10	59	9	8	1	1	8	16	2	0	.169
2008	GCL Tigers	0-5	6.61	13	4	0	0	0	32.2	43	139	30	24	2	6	14	25	1	0	.309
2009	GCL Tigers	1-3	5.26	17	0	0	0	0	25.2	32	98	15	15	2	3	9	31	1	0	.327
	Lakeland	0-1	7.11	4	0	0	0	0	6.1	6	23	5	5	0	1	6	3	2	0	.261
2010	West Michigan	1-2	5.05	27	1	0	0	0	46.1	55	185	31	26	4	2	18	28	2	0	.297
MINOR LEAGUE TOTALS		2-11	5.46	69	6	0	0	1	128.2	146	504	90	78	9	13	55	103	8	0	.290

SPRING TRAINING INFORMATION

FLORIDA
HOME OF THE

DETROIT
Tigers



JOKER
MERCHANT
STADIUM





JOKER MARCHANT STADIUM AND TIGERTOWN SPRING TRAINING HOME OF THE DETROIT TIGERS

The Detroit Tigers return to Spring Training in 2011 for their 75th season in Lakeland and their 46th at Joker Marchant Stadium.

The Tigers first trained in Lakeland in 1934 at Henley Field before moving a mile north to Joker Marchant Stadium in 1966. In January 2001, the Tigers agreed to extend their relationship with Lakeland for 16 additional years.

Marchant Stadium was named in honor of the late Joker Marchant, Lakeland's former parks and recreation director. The all-concrete grandstand of the stadium was built by the City of Lakeland at a cost of \$500,000 and originally seated 4,900 spectators. Expansion projects beginning in the early 1970s brought the capacity to 7,100 and the recently completed renovation project upped the capacity to 9,000. Previous renovations have included the addition of lights that allowed the first night game to be played in Lakeland in 1972 and a food and picnic court that was added in 1994 to increase the fan appeal of Joker Marchant Stadium. The recent \$11 million renovation project has transformed the park into a state of the art facility that features luxury suites, a second tier concourse level, new seating areas, an outfield seating berm, as well as brand new individual seats with cupholders and improved seating for handicapped fans. The improvements continued to the exterior of the park with the extensive use of Mediterranean style architecture. The press box has been improved and expanded, a new practice field has been added, as well as four new indoor batting cages.





Adjacent to the 12-acre tract on which the stadium is situated is TigerTown, the Tigers minor league training site since 1953. A three-story dormitory provides housing for 190 players and coaches. It was dedicated in 1971 and named in honor of the late John Fetzer, former owner and president of the Detroit Tigers. A new administration building, cafeteria and recreation center were constructed in 1993 to complete the TigerTown renovation.

Several changes were also made to the clubhouse building at Marchant Stadium during the 1997-98 off-season. Three executive offices and a large suite were added to the complex as well as offices for both the home and visiting managers. The locker room and laundry areas were also expanded at that time.



The Tigers have trained exclusively in Lakeland since 1934, except for a three-year wartime sabbatical to Evansville, IN, from 1943-45. The association between the Detroit Tigers and City of Lakeland remains the longest-lasting relationship between a major league baseball team and a current Spring Training host city.

The Tigers all-time record at Marchant Stadium is 356-281-18 and 3,096,940 fans have paid to see Tigers Grapefruit League games since the park opened.

All-Time Tigers Spring Training Sites

1901	Detroit, MI	1913-15	Gulfport, MS	1930	Tampa, FL
1902	Ypsilanti, MI	1916-18	Waxahachie, TX	1931	Sacramento, CA
1903-04	Shreveport, LA	1919-20	Macon, GA	1932	Palo Alto, CA
1905-07	Augusta, GA	1921	San Antonio, TX	1933	San Antonio, TX
1908	Hot Springs, AR	1922-26	Augusta, GA	1934-42	Lakeland, FL
1909-10	San Antonio, TX	1927-28	San Antonio, TX	1943-45	Evansville, IN
1911-12	Monroe, LA	1929	Phoenix, AZ	1946-	Lakeland, FL



SPRING TRAINING

JOKER MARCHANT STADIUM FACTS AND FIGURES

Stadium Address: 2301 Lakeland Hills Blvd., Lakeland, FL 33805

Team Offices Address: 2125 North Lake Ave., Lakeland, FL 33805

Seating Capacity: 9,000

First Game: March 12, 1966 vs. Minnesota Twins

Playing Field Distances: Left Field Line, 340 feet; Center Field, 420 feet; Right Field Line, 340 feet.



FETZER HALL AND TIGERTOWN FACILITIES



While the Tigers major league club has trained in Lakeland since 1934, the organization's minor league affiliates have called Lakeland home since 1953. The move to the TigerTown facility in 1953 was aided by the use of barracks that were originally part of the Lodwick School of Aeronautics, a British training school for aviation cadets during World War II. The school closed in August, 1945 and was converted to a city airport, which was later named Lodwick Field. The barracks from the former training school allowed the team to provide room and board for players throughout Spring Training.

The original setup at Lodwick Field boasted four diamonds, a fieldhouse, recreation room and a dining hall, which was said to have served nearly 16,000 meals during Spring Training in 1953. The field provided the club with an all-encompassing facility that could serve the needs of the minor league system during Spring Training. When the facility opened in 1953, the club owned three minor league affiliates and had working agreements with four other clubs. The 1953 Detroit Tigers Press Book stated that 200 rookies would be given the opportunity to display their wares in the first minor league spring training held at what is now the TigerTown complex.





Player housing on site at the TigerTown complex continued in the barracks through the 1970 season, when the club, in conjunction with the City of Lakeland, began construction on Fetzter Hall at a cost of \$425,000. Touted as boasting the last word in construction with air conditioning, controlled heating and carpeted rooms, the dormitory was designed to house nearly 200 players and coaches during the baseball season.

The facility was completed during the summer of 1970 and dedicated in 1971. It was named in honor of the late John Fetzter, former owner and president of the Detroit Tigers. The Tigers added an administration building, cafeteria and recreation center in 1993 to expand the TigerTown facility.

Fetzter Hall and the surrounding facilities underwent a \$1 million renovation prior to the 2008 season. The renovation upgraded the dormitory rooms, lounge areas, recreational areas and the cafeteria. Each room is equipped with a flat screen television and high-speed Internet access. Lounge areas feature large screen televisions and couches for players to relax.

Each room in Fetzter Hall is named for a different part of Tigers history. Rooms on the first floor are named after Tigers Hall of Fame players. Rooms on the second floor are named after noteworthy Tigers coaches and managers and the third floor rooms are named after different parts of TigerTown history.

What began as simple housing accommodations in former military barracks has given way to a facility that helps provide players with many of the comforts of home while allowing them to stay in close proximity to top notch training facilities. The advancement from Lodwick Field and military barracks to the current TigerTown facility and Fetzter Hall has helped the Tigers maintain one of the top minor league headquarters in baseball.

2011 SPRING SCHEDULE

DAY	DATE	OPPONENT	SITE	TIME*	TV/RADIO
Friday	February 25	Florida Southern	Joker Marchant Stadium, Lakeland	1:05 p.m.	
Saturday	February 26	Toronto	Knology Park, Dunedin	1:05 p.m.	
Sunday	February 27	Toronto	Joker Marchant Stadium, Lakeland	1:05 p.m.	WXYZ
Monday	February 28	NY Yankees	Joker Marchant Stadium, Lakeland	1:05 p.m.	WXYZ
Tuesday	March 1	Toronto	Joker Marchant Stadium, Lakeland	1:05 p.m.	
		Philadelphia	Bright House Networks Field, Clearwater	1:05 p.m.	
Wednesday	March 2	Houston	Joker Marchant Stadium, Lakeland	1:05 p.m.	
Thursday	March 3	Atlanta	Champion Stadium, Kissimmee	1:05 p.m.	ESPN
Friday	March 4	Baltimore	Joker Marchant Stadium, Lakeland	1:05 p.m.	WXYZ (AM Only)
Saturday	March 5	Houston	Osceola County Stadium, Kissimmee	1:05 p.m.	
		Toronto	Knology Park, Dunedin	1:05 p.m.	WXYZ
Sunday	March 6	Philadelphia	Joker Marchant Stadium, Lakeland	1:05 p.m.	WXYZ
Monday	March 7	NY Mets	Tradition Field, Port St. Lucie	1:05 p.m.	
Tuesday	March 8	Florida	Joker Marchant Stadium, Lakeland	1:05 p.m.	
Wednesday	March 9	Philadelphia	Joker Marchant Stadium, Lakeland	1:05 p.m.	
Thursday	March 10	Florida	Roger Dean Stadium, Jupiter	7:05 p.m.	WXYZ (AM Only)
Friday	March 11	St. Louis	Roger Dean Stadium, Jupiter	1:05 p.m.	
Saturday	March 12	Toronto	Joker Marchant Stadium, Lakeland	1:05 p.m.	WXYZ
Sunday	March 13	Houston	Joker Marchant Stadium, Lakeland	1:05 p.m.	WXYZ
		Baltimore	Ed Smith Stadium, Sarasota	1:05 p.m.	
Monday	March 14	Washington	Space Coast Stadium, Viera	1:05 p.m.	
Tuesday	March 15	Boston	Joker Marchant Stadium, Lakeland	1:05 p.m.	
Wednesday	March 16	St. Louis	Joker Marchant Stadium, Lakeland	1:05 p.m.	FS Detroit
Thursday	March 17	Minnesota	Joker Marchant Stadium, Lakeland	1:05 p.m.	
Friday	March 18	Boston	City of Palms Park, Fort Myers	1:05 p.m.	
Saturday	March 19	Atlanta	Joker Marchant Stadium, Lakeland	1:05 p.m.	WXYZ
Sunday	March 20	Washington	Space Coast Stadium, Viera	1:05 p.m.	WXYZ (AM Only)
Monday	March 21	Houston	Osceola County Stadium, Kissimmee	1:05 p.m.	
Tuesday	March 22	NY Mets	Joker Marchant Stadium, Lakeland	1:05 p.m.	FS Detroit
Wednesday	March 23	OPEN DATE			
Thursday	March 24	Washington	Joker Marchant Stadium, Lakeland	6:05 p.m.	FS Detroit
Friday	March 25	Atlanta	Champion Stadium, Kissimmee	6:05 p.m.	WXYZ (AM Only)
Saturday	March 26	Philadelphia	Joker Marchant Stadium, Lakeland	1:05 p.m.	
Sunday	March 27	Houston	Osceola County Stadium, Kissimmee	1:05 p.m.	FS Detroit/WXYT
Monday	March 28	Baltimore	Ed Smith Stadium, Sarasota	1:05 p.m.	
Tuesday	March 29	NY Yankees	George M. Steinbrenner Field, Tampa	1:05 p.m.	ESPN

* - All time is Eastern Time (Detroit time)

SPRING TRAINING



TIGERS SPRING TRAINING INFORMATION

ALL-TIME ATTENDANCE FIGURES

Year	Home in FL	Road in FL	Total	Other Sites	Total
1966	27,808 (11)	28,180 (11)	55,988 (22)	66,359 (4)	122,347 (26)
1967	28,687 (14)	35,314 (13)	64,001 (27)	None	64,001 (27)
1968	30,258 (15)	37,843 (14)	68,101 (29)	None	68,101 (29)
1969	26,357 (11)	49,269 (14)	75,626 (25)	7,203 (1)	82,829 (26)
1970	28,677 (15)	32,847 (13)	61,524 (28)	None	61,524 (28)
1971	28,620 (14)	41,231 (13)	69,851 (27)	16,684 (2)	86,535 (29)
1972	38,597 (15)	32,035 (10)	70,632 (25)	None	70,632 (25)
1973	42,159 (15)	41,485 (12)	83,644 (27)	None	83,644 (27)
1974	37,408 (13)	37,127 (11)	74,535 (24)	11,183 (3)	85,718 (27)
1975	54,654 (18)	42,034 (14)	96,688 (32)	None	96,688 (32)
1976	31,805 (10)	15,488 (6)	47,293 (16)	None	47,293 (16)
1977	55,770 (16)	43,393 (12)	99,163 (28)	None	99,163 (28)
1978	66,771 (14)	48,438 (12)	115,209 (26)	14,131 (1)	129,340 (27)
1979	63,326 (14)	48,758 (12)	112,084 (26)	None	112,084 (26)
1980	47,912 (10)	45,334 (11)	93,246 (21)	19,044 (2)	112,290 (23)
1981	62,143 (17)	58,765 (17)	120,908 (34)	None	120,908 (34)
1982	69,053 (16)	44,111 (11)	113,164 (27)	None	113,164 (27)
1983	56,926 (14)	46,938 (11)	103,864 (25)	None	103,864 (25)
1984	70,867 (15)	57,471 (13)	128,338 (28)	None	128,338 (28)
1985	84,850 (15)	72,433 (14)	157,283 (29)	19,659 (1)	176,942 (30)
1986	86,764 (15)	68,101 (15)	154,865 (30)	None	154,865 (30)
1987	65,264 (13)	77,571 (16)	142,835 (29)	None	142,835 (29)
1988	90,858 (16)	71,377 (14)	162,235 (30)	None	162,235 (30)
1989	107,507 (17)	80,523 (15)	188,030 (32)	None	188,030 (32)
1990	26,606 (7)	28,569 (9)	55,175 (16)	None	55,175 (16)
1991	85,191 (15)	88,490 (16)	173,681 (31)	None	173,681 (32)
1992	88,700 (14)	86,431 (15)	175,131 (29)	7,218 (1)	182,349 (30)
1993	88,810 (15)	78,770 (14)	167,580 (29)	88,272 (2)	255,852 (31)
1994	87,835 (14)	83,690 (14)	171,525 (28)	26,662 (2)	198,187 (30)
1995	39,179 (19)	42,560 (20)	81,739 (39)	5,975 (1)	87,714 (40)
1996	74,164 (13)	68,933 (16)	143,097 (29)	*	143,097 (31)
1997	69,544 (14)	64,198 (15)	133,742 (29)	17,612 (2)	151,354 (31)
1998	77,242 (16)	80,230 (16)	157,472 (32)	8,166 (1)	165,638 (33)
1999	80,440 (15)	76,120 (15)	156,560 (30)	8,816 (1)	165,376 (31)
2000	88,559 (17)	69,106 (14)	157,665 (31)	None	157,665 (31)
2001	75,318 (16)	58,033 (12)	133,351 (28)	None	133,351 (28)
2002	76,789 (19)	64,931 (14)	141,720 (33)	None	141,720 (33)
2003	71,864 (15)	89,083 (16)	160,947 (31)	None	160,947 (31)
2004	85,045 (18)	95,549 (16)	180,594 (34)	None	180,594 (34)
2005	104,808 (17)	82,171 (14)	186,979 (31)	None	186,979 (31)
2006	92,713 (19)	89,168 (17)	181,881 (36)	None	181,881 (36)
2007	122,074 (18)	114,877 (17)	236,951 (35)	None	236,951 (35)
2008	126,124 (17)	89,424 (14)	215,548 (31)	61,906 (2)	277,454 (33)
2009	117,724 (19)	97,855 (15)	215,579 (34)	28,085 (2)	243,664 (36)
2010	115,170 (16)	95,562 (15)	210,732 (31)	36,235 (2)	246,967 (33)

Number of games played in parentheses

*1996 - No attendance figures kept for two games in Nashville, TN

TIGERS SPRING TRAINING ATTENDANCE RECORDS

SPRING SEASON ATTENDANCE RECORDS			TOP FIVE CROWDS -- JOKER MARCHANT STADIUM			
Category	Date	Total	Rank	Total	Date	Opponent
Florida Season Total	2007	236,951	1	10,219	3/27/2010	New York (AL)
Overall Total	2008	277,454	2	9,781	3/23/2008	Cleveland
Other Site Total	1993	88,272	3	9,713	3/10/2010	New York (AL)
Home	2008	126,124	4	9,680	3/11/2009	New York (AL)
Road	2007	114,877	5	9,672	3/20/2010	Philadelphia

YEAR-BY-YEAR SPRING TRAINING EXHIBITION RECORDS

(Games vs. 'B' teams, minor league teams or colleges not included)

Year	Home	Road	W-L	Pct.	Other sites	Total	Pct.	vs. AL	vs. NL
1966	7-4	6-5	13-9	.591	0-3	13-12	.520	6-5	7-7
1967	8-6	6-7	14-13	.519	None	14-13	.519	9-8	5-5
1968	9-6	5-9	14-15	.483	None	14-15	.483	7-6	7-9
1969	7-4	2-12	9-16	.360	0-1	9-17	.346	3-6	6-11
1970	7-8	5-8	12-16	.429	None	12-16	.429	8-6	4-10
1971	8-6	5-8	13-14	.481	0-2	13-16	.448	6-6	7-10
1972	12-3	4-6	16-9	.640	None	16-9	.640	7-6	9-3
1973	11-3	3-9	14-12	.538	None	14-12	.538	4-6	10-6
1974	7-6	4-7	11-13	.458	1-2	12-15	.444	4-5	8-10
1975	7-11	6-8	13-19	.406	None	13-19	.406	5-8	8-10
1976	5-6	3-3	8-9	.471	None	8-9	.471	4-2	4-7
1977	7-9	8-4	15-13	.536	None	15-13	.536	9-5	6-8
1978	11-3	7-5	18-8	.692	0-1	18-9	.667	9-3	9-6
1979	7-6-1	8-4	15-10-1	.596	None	15-10-1	.596	7-5-1	8-5
1980	4-6	5-6	9-12	.429	1-1	10-13	.435	5-7	5-6
1981	13-4	10-7	23-11	.676	None	23-11	.676	9-7	14-4
1982	8-8	3-8	11-16	.407	None	11-16	.407	7-8	4-8
1983	8-6	5-6	13-12	.520	None	13-12	.520	8-6	5-6
1984	7-8	4-9	11-17	.393	None	11-17	.393	5-8	6-9
1985	8-7	8-6	16-13	.552	0-1	16-14	.533	8-7	8-7
1986	10-5	8-6-1	18-11-1	.617	None	18-11-1	.617	12-7	6-4-1
1987	6-7	3-13	9-20	.310	None	9-20	.310	8-8	1-11

TIGERS SPRING TRAINING INFORMATION



Year	Home	Road	W-L	Pct.	Other sites	Total	Pct.	vs. AL	vs. NL
1988	8-8	3-11	11-19	.367	None	11-19	.367	6-14	5-5
1989	8-9	7-7-1	15-16-1	.484	None	15-16-1	.484	11-9	4-7-1
1990	3-2-2	3-6	6-8-2	.438	None	6-8-2	.438	3-4-2	3-4
1991	3-11-1	4-11	8-22-1	.274	None	8-22-1	.274	4-12	4-10-1
1992	7-7	8-7	15-14	.517	0-1	15-15	.500	5-7	10-8
1993	5-9-1	3-11	8-20-1	.293	0-2	8-22-1	.274	4-12	4-10-1
1994	8-5-1	4-9-1	12-14-2	.464	0-1-1	12-15-3	.450	7-11-2	5-4-1
1995	11-8	4-16	15-24	.385	0-1	15-25	.375	8-14	7-11
1996	9-5	8-5-1	17-10-1	.625	3-0	20-10-1	.661	8-6	12-4-1
1997	7-6-1	4-11	11-17-1	.397	1-1	12-18-1	.403	8-7-1	4-11
1998	11-5	6-8-2	17-13-2	.563	0-1	17-14-2	.545	14-4-1	3-10-1
1999	9-5	6-9	15-14	.517	0-1	15-15	.500	10-8	5-7
2000	11-4-1	4-10	15-14-1	.517	None	15-14-1	.517	10-5-1	5-9
2001	6-9	7-5	13-14	.481	None	13-14	.481	9-6	4-8
2002	10-7	6-8	16-15	.516	None	16-15	.516	8-9	8-6
2003	5-8-1	4-11-1	9-19-2	.303	None	9-19-2	.303	5-9-1	4-10-1
2004	7-9-1	7-8-1	14-17-2	.452	None	14-17-2	.452	3-8-2	11-9
2005	8-7-1	5-7-2	13-14-3	.481	None	13-14-3	.481	4-6-2	9-8-1
2006	10-6-1	8-9	18-15-1	.545	None	18-15-1	.545	8-8-0	10-7-1
2007	10-5-2	11-5-1	21-10-2	.677	None	21-10-2	.677	7-4-1	14-6-2
2008	8-5-3	7-9	15-14-3	.517	None	15-14-3	.517	3-6-2	12-8-1
2009	10-5-1	5-12	15-17-1	.469	None	15-17-1	.469	5-5	10-12-1
2010	11-4	7-8-2	18-12-2	.600	None	18-12-2	.600	8-5-1	10-7-1


2010 GAME-BY-GAME EXHIBITION RESULTS

DATE	OPPONENT/RESULT	WINNING PITCHER	LOSING PITCHER	SAVE	ATTENDANCE
March 2	@Tigers 13, Mocs 1*	Coke	Schlosser	—	2,610
March 3	Tigers 7, @Blue Jays 6	Schlereth	Collazo	Weinhardt	3,096
March 4	Blue Jays 9, @Tigers 7	Jackson	Miner	Lewis	6,745
March 5	Astros 4, @Tigers 1 (7)* @Tigers 17, Astros 7	Nevarez	Figaro	Lopez	—
March 6	@Tigers 9, Orioles 5	Bonine	Rodriguez	—	4,743
March 7	@Blue Jays 8, Tigers 5	Verlander	Millwood	—	6,457
March 8	Braves 12, @Tigers 4	Tallet	Bonderman	Lewis	4,751
March 9	Tigers 9, @Nationals 4	Hudson	Scherzer	—	6,935
March 10	Yankees 9, @Tigers 8	Porcello	Batista	—	4,305
March 11	@Phillies 4, Tigers 0	Duff	Dumatrait	Pope	9,713
March 12	Phillies -- cancelled due to rain	Blanton	Verlander	—	8,748
March 13	@Tigers 6, Yankees 2 @Mets 9, Tigers 1	Willis	Gaudin	—	8,479
March 14	@Tigers 9, Rays 6	Takahashi	Perry	—	6,803
March 15	@Tigers 10, Blue Jays 7	Zumaya	Bateman	Weinhardt	9,671
March 16	@Phillies 6, Tigers 1	Gonzalez	Buzachero	Rainwater	7,934
March 17	Tigers 6, @Pirates 3	Hamels	Verlander	—	9,833
March 18	@Tigers 5, Astros 4	Robertson	Carrasco	Rainwater	5,946
March 19	@Yankees 6, Tigers 2 Tigers 4, @Braves 4 (10)	Sborz	Majewski	—	7,166
March 20	@Tigers 3, Phillies 0	Sabathia	Porcello	—	10,835
March 21	@Yankees -- cancelled due to rain	—	—	—	9,340
March 22	Tigers 8, @Blue Jays 2	Ni	Halladay	Perry	9,672
March 23	@Tigers 6, Nationals 2	Robertson	Tallet	—	4,640
March 24	OPEN DATE	Scherzer	Olsen	—	6,059
March 25	@Tigers 5, Blue Jays 1 Tigers 8, @Nationals 2	Willis	Rzepczynski	—	5,891
March 26	@Braves 5, Tigers 3	Bonderman	Martin	—	4,395
March 27	Yankees 2, @Tigers 1	Lowe	Verlander	Wagner	7,628
March 28	@Yankees -- cancelled due to rain	Burnett	Robertson	Chamberlain	10,219
March 29	Tigers 2, @Blue Jays 2	—	—	—	3,880
March 30	Tigers 10, @Orioles 9	Rainwater	Wolf	Weinhardt	8,037
March 31	@Tigers 8, Pirates 5	Verlander	Duke	Valverde	7,628
April 1	@Tigers 4, Braves 1 Tigers 4, @Astros 2	Zumaya	Jurrjens	Weinhardt	5,248
April 2	@Brewers 3, Tigers 2	Marte	Lyon	Gayhart	3,325
April 3	@Brewers 13, Tigers 12	Davis	Scherzer	Braddock	17,260
		Braddock	Weinhardt	—	18,975

Overall Record: 18-12-2 Home: 11-4 Road: 7-8-2 Neutral: 0-0 vs. AL: 8-5-1 vs. NL: 10-7-1

SPRING TRAINING

COMERICA PARK INFORMATION





COMERICA PARK



COMERICA PARK HOME OF THE DETROIT TIGERS

Comerica Park is home to the Detroit Tigers, a charter member of the American League and one of the most storied franchises in the history of Major League Baseball. The opening of the park on April 11, 2000 ushered in a new era of baseball in Detroit that features a multi-faceted fan experience in one of the premier venues in professional sports. Comerica Park was designed with fans in mind and provides a one-of-a-kind experience for fans of all ages.

AN URBAN VILLAGE

Comerica Park is rooted at the center of an urban village that includes shops, restaurants, offices, the neighboring Ford Field, Fox Theatre and other attractions. Buildings of varying sizes and heights make up this village of outbuildings which houses many of the service facilities surrounding the park. Roughly 70,000 square feet of retail space is included and another 36,000 square feet is dedicated to Tigers offices. The result blends into the surrounding street life of Foxtown. Comerica Park provides a beautiful view of the Detroit skyline which is highlighted by the Renaissance Center, Detroit Athletic Club and many Detroit landmarks.

THE CONCOURSES

The concourses are among the most generous of any facility. The minimum width of the main concourse is 40 feet, with wider concourses in many areas. The upper concourse is approximately 34 feet wide. The general standard for concourses in existing ballparks is 32 feet in width. Concourses at old Tiger Stadium were between 17 and 27 feet on the lower level, 11 feet behind the last row of the lower deck and 11 feet in the upper level.



THE SCOREBOARD

Comerica Park features a massive scoreboard that helps keep fans informed and entertained throughout every Tigers game. The face of the structure, in fact, is equivalent to the size of the face of the Fox Theatre Office Building facing Woodward Avenue (180' wide). The structure includes one video screen (42'x24'), one large black and white matrix board with the line score (64'x34'), and a color matrix board (42'x24').

Prior to the 2007 season, the Tigers added digital signage to enhance the fan experience at Comerica Park. The digital signage included an upgraded out-of-town scoreboard in right field and over 900 feet of animated fascia signage. The fascia signage can be used for advertising and is also utilized to provide information throughout the game.

THE WALK OF FAME

Touring the main concourse, fans are taken through time on a tour of baseball and lifestyle history. The concourse is divided into a chronology of Tigers history. Decade monuments covering two decades each are placed throughout the concourse, towering from floor to ceiling and featuring artifacts from appropriate eras.

CONCESSIONS FACILITIES AND FOOD COURT

Typical ballparks have a point of sale (register) for every 200 fans; Comerica Park abbreviates the wait with one point of sale for every 125 fans. Among the many tantalizing food options are the "Brushfire Grill" barbecue area behind third base and the "Big Cat Court" food area behind first base, with a wide range of snacks, sandwiches, frozen treats and other great munchies.



FAMILY ENTERTAINMENT

In the middle of the food court, a merry-go-round is available for the young and young-at-heart, with patrons riding atop tigers instead of horses. Behind the "Brushfire Grill" barbecue area stands a baseball-themed ferris wheel. The stunning fountain above center field synchronizes music and light to spraying fountains of water.

SEATING LEVELS AND CAPACITIES

There are approximately 23,000 seats in the lower bowl of Comerica Park and 2,000 in the two suite levels. There are roughly 11,000 in the main upper deck. From just past first base to the right-field foul line there is a section with 4,000 seats that does not have a suite level. The upper deck in this level is approximately 15 feet lower and closer to the field than the main upper deck.



COMERICA PARK FACTS AND FIGURES

Location: 2100 Woodward Avenue, Detroit, MI

Seating Capacity: 41,255

First Game: April 11, 2000 vs. Seattle Mariners

Playing Field Distances: Left Field Line, 345 feet; Left-Center Power Alley, 370 feet; Center Field, 420 feet; Right-Center Power Alley, 365 feet; Right Field Line, 330 feet.

Playing Field Fences: All outfield fences are eight feet, six inches except for the left field fence which measures at six feet, 10 inches high and a 100-foot section in right field which measures 11 feet, six inches high.

Area: The ballpark itself encompasses over 788,000 square feet. Including the outbuildings, the total square footage is over one million.

Lighting: The right field light towers are five stories tall and hold 75 1,500 watt bulbs that measure 20 inches in diameter. When all the towers are lit, they emit 1.4 million watts.

Dugouts: Connected to clubhouses by tunnels. Visitors on first base side, home on third base side.



COMERICA PARK

PREMIUM SEATING AREAS

Comerica Park features four premium seating areas. Located at the upper rows of the lower bowl, the Tiger Den resembles the fashionable boxes at old-time sporting venues with movable chairs. A private lounge is available for patrons. The first five rows of the upper bowl have been designated as club seats, and patrons have access to the Club Lounge. Another premium seating area is located in the lower bowl, called On-Deck Circle seats. Additionally, there are two levels of suites, which includes several party suites that are available for individual game rental.



THE TIGER CLUB

The Tiger Club, open on a membership basis, features approximately 20,000 square feet of entertaining space. There is seating for 300 overlooking the playing field in right field, a bar for 200, a cigar bar and banquet facility.



THE CHAMPIONS CLUB

The Champions Club, open on a membership basis, combines the perks of luxury seating with an open and relaxed lounge atmosphere. The Champions Club opened in 2006 and is located on the suite level down the left field line.

GATED ENTRANCES

There are three main gated entrances to Comerica Park, each featuring attractions on a grand scale. Among the features are immense 80-foot high baseball bats framing the gates, tiger sculptures and Pewabic tile accents.

SPECIAL NEEDS ACCESS

Comerica Park complies with all guidelines of the ADA. In completing the facility, the Tigers worked extensively with organizations including The Paralyzed Veterans of America's Michigan Chapter and the Michigan Commission for the Blind to ensure accessibility for all fans and a great baseball experience for guests who enter Comerica Park.

COMERICA PARK STATUES

Comerica Park features larger-than-life sculptures of six Tigers legends that overlook the field from the left field concourse. The sculptures feature Ty Cobb, Charlie Gehringer, Hank Greenberg, Willie Horton, Al Kaline and Hal Newhouser. They were designed by renowned sculptor Omri Amrany and were cast in stainless steel.



FANTASTIC FIREWORKS

Not only is Comerica Park known for explosive action on the field, but also explosive action in the skies above. Beginning shortly after the park opened in 2000, fantastic fireworks displays have been held on select weekends throughout the season, adding unrivaled value and fun to an already exciting product.



THE TEAM

The design team of HOK Sport and the Detroit-based Smith, Hinchman and Grylls served as architects for Comerica Park, while Huber, Hunt & Nichols, Inc., Turner Construction Company and White Construction Company joined forces to form Hunt-Turner-White as construction management team. Private financing accounts for more than 60 percent of Comerica Park, with partners including the Tigers and a bank syndicate led by Sumitomo Bank, Limited, Societe General, First Chicago NBD, Provident Bank of Maryland, First of America Bank, Standard Federal Bank and Michigan National Bank. Public financing participants include the Michigan Strategic Fund (infrastructure), City of Detroit Downtown Development Authority and Wayne County.



MOMENTS IN COMERICA PARK HISTORY

Comerica Park is entering its 12th season as the home of the Detroit Tigers. Despite such a short history, Comerica Park has seen many exciting moments that are part of the fabric of Detroit baseball history.

MIDSUMMER CLASSIC RETURNS TO MOTOWN

The first marquee Major League Baseball event to take place at Comerica Park was the 2005 Major League Baseball All-Star Game. It marked the fourth all-star game in Detroit and the first since 1971. The American League defeated the National League 7-5 behind home runs from Mark Teixeira and Miguel Tejada. In the home run derby, Bobby Abreu set a major league record by belting 24 home runs in the first round and 41 home runs over the course of the contest.


PLAYOFF BASEBALL COMES TO COMERICA PARK

After clinching the American League Wild Card during the regular season and opening the 2006 playoffs at Yankee Stadium, the first playoff game in the history of Comerica Park was played on October 6, 2006. The Tigers defeated the Yankees 6-0 and went on to win five of the six games held at Comerica Park during the 2006 playoffs.



MAGGLIO ORDONEZ BELTS HISTORIC HOME RUN TO SEND TIGERS TO THE FALL CLASSIC

Tigers right fielder Magglio Ordonez stepped to the plate in the bottom of the ninth inning with the score tied at three in Game Four of the 2006 American League Championship Series. He belted a Huston Street delivery into the Detroit sky for a game-ending three-run home run that propelled the Tigers to the club's first World Series berth since 1984.



WORLD SERIES BASEBALL AT COMERICA PARK

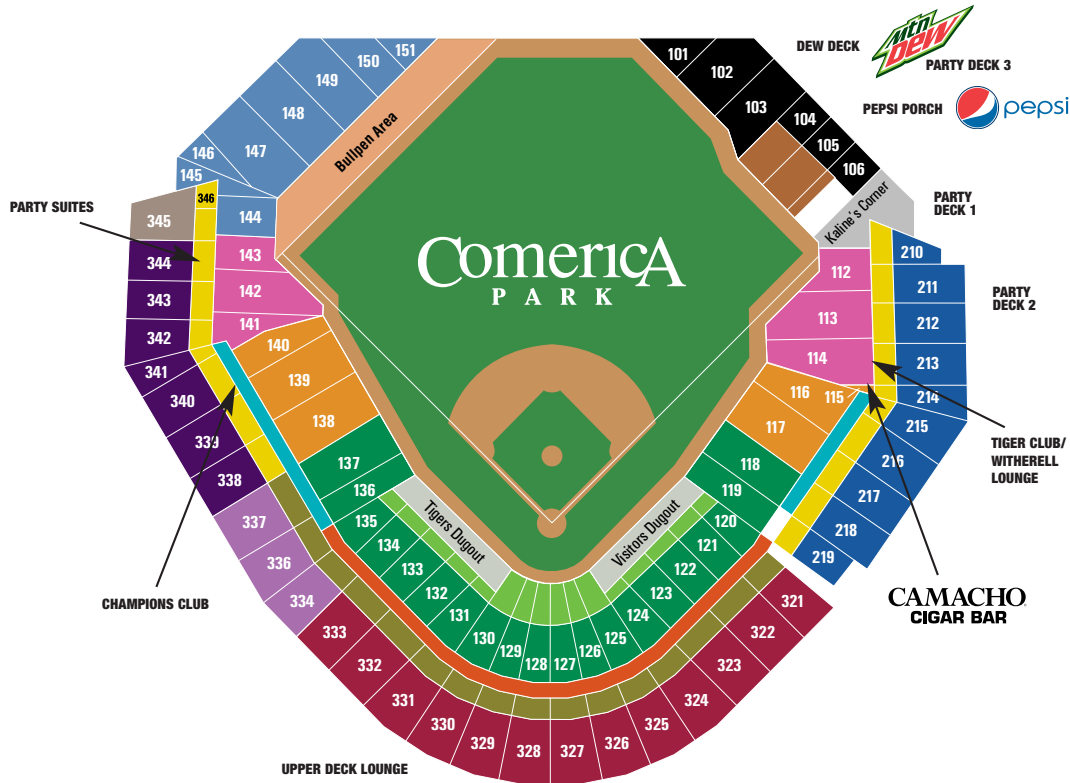
The Tigers hosted the St. Louis Cardinals in Game One of the 2006 World Series on October 21, 2006. The Tigers lost Game One 7-2, but bounced back to defeat the Cardinals 3-1 in Game Two to record the first World Series victory in Comerica Park history.

VERLANDER FIRES SIXTH NO-HITTER IN FRANCHISE HISTORY

Justin Verlander fired the sixth no-hitter in franchise history on June 12, 2007 in a 4-0 victory over the Milwaukee Brewers. It marked the first no-hitter at Comerica Park and the first no-hitter by a Tigers pitcher in Detroit since Virgil Trucks on May 15, 1952 at Briggs Stadium.



COMERICA PARK



Comerica Park Seating Breakdown

Lower Level	Location	Regular*	Premium*+	Upper Level	Location	Regular*	Premium*+
On-Deck Circle	120-135	\$73	\$82	Club Seats	321-337	\$30	\$34
Tiger Den	120-135	\$68	\$77	Upper Box IF	321-333	\$24	\$28
Infield Box	118-137	\$48	\$57	Upper Box RF	210-219	\$24	\$28
Terrace	116-118/136-141	\$41	\$50	Upper Box LF	338-346	\$24	\$28
Outfield Box	115-117/138-140	\$35	\$44	Upper Baseline Box	334-337	\$19	\$23
Lower Baseline Box	112-114/141-143	\$28	\$35	Mezzanine	210-219	\$15	\$19
RF Grandstand	104-106	\$21	\$28	Upper Reserved	338-344	\$14	\$18
Pavilion	144-151	\$15	\$19	Skyline	345	\$5	\$5
Bleachers	101-106	\$13	\$15	Standing Room Only		\$15 [^]	\$17 [^]
Kaline's Corner	107-111	\$14	\$16				

[^]3,000 SRO tickets become available only after all seats are sold

*Individual game prices only

+Variable premium pricing for individual game tickets will affect 30 games, including the four-game series with the New York Yankees, four-game series with the Red Sox, three-game series with the New York Mets and Friday, Saturday and Sunday games in June, July, and August, and Opening Day.

How to Order Tickets

Comerica Park Box Office: Located at Comerica Park on Witherell Street. Open during the season Monday through Saturday, 10 a.m.-6 p.m., and Sunday, 10 a.m.-2 p.m.

Ticket Outlets: Tickets for all regular season home games may be purchased at Tickets.com outlets up until 30 minutes prior to game time. Tickets ordered through Tickets.com are subject to a supplemental convenience charge. For the nearest Tickets.com outlet, call (866) 66-TIGER.

By Phone: Tickets may be ordered over the phone by calling Tickets.com at (866) 66-TIGER. Tickets.com is open Monday through Sunday, 9 a.m.-9 p.m. Tickets charged over the phone are subject to a supplemental convenience charge.

By Mail: Mail orders should be sent to: Detroit Tigers Box Office, 2100 Woodward Ave., Detroit, MI 48201. There is a \$6 handling charge per order.

For More Information: Call the Tigers at (313) 471-2000.

TIGERS IN THE COMMUNITY





DETROIT TIGERS IN THE COMMUNITY

The Detroit Tigers organization, its owners, management, players and coaches are committed to providing a caring, enduring presence in our community and believe in the need to invest in our region's future. Through the Detroit Tigers Foundation and our community affairs initiatives, the club supports thousands of deserving individuals and organizations in the greater Detroit area with a focus on youth, education and recreation.



DETROIT TIGERS FOUNDATION

Established in 2005, the Detroit Tigers Foundation is an affiliate of Ilitch Charities, a 501(c)(3) public charity. The mission of the Foundation is to enhance lives through the game of baseball. Since its inception, the Foundation has awarded nearly \$5 million in grants, Tigers tickets and scholarships with a focus on youth, education and recreation. For more information on the Foundation and the team's charitable activities visit www.detroittigersfoundation.com.

PLAY BASEBALL DETROIT

A love of baseball runs deep in the veins of greater Detroit. The Detroit Tigers do their part to carry on this beloved tradition by developing young athletes in our community through Play Baseball Detroit. Play Baseball Detroit includes a host of initiatives to engage children in the sport of baseball, such as equipment donations, field maintenance, school rallies, baseball skills clinics, competitive tournaments and an online team registration program. Play Baseball Detroit is funded by the Detroit Tigers Foundation.

GLOVES FOR KIDS

Together with CBS Radio partners and Fox Sports Detroit, the Tigers call upon our community to donate gently-used baseball/softball equipment to support youth leagues in our community. In 2010, the Gloves for Kids program collected and distributed more than 2,000 pieces of equipment.

TINY TIGERS

Tiny Tigers is a Tee Ball, Junior Baseball and Softball program in partnership with the Boys and Girls Clubs of Southeastern Michigan for children ages 6-10. Since 2008, Tiny Tigers has served over 1,700 youth.



BASEBALL FUNDAMENTALS

The Baseball FUNdamentals program is designed to build children's excitement about baseball. The program includes in-school baseball and softball instructional sessions during gym class and community skills clinics with Tigers coaches and training staff.

DETROIT TIGERS HOMETOWN CHAMPIONSHIP

A signature event, the Detroit Tigers Hometown Championship is a three-day baseball and softball tournament for Detroit area youth ages 9-19. The tournament is designed to showcase the area's best talent as well as refurbished youth baseball and softball fields in Detroit.

TEAM TIGERS

An online registration and reward program, Team Tigers has served nearly 5,900 Tee Ball, youth baseball and youth softball players since 2008. By registering online at tigers.com, teams receive resources and tools to help them succeed, including game and practice equipment, team wristbands and a best practices manual on field maintenance and fundraising.

50/50 RAFFLE

The 50/50 raffle program was developed in 2008 in an effort to create awareness and raise funds in partnership with select local charities while enjoying an evening at Comerica Park. Since its inception, the 50/50 raffle has raised nearly \$225,000 to support local charities including the American Red Cross, the Leukemia and Lymphoma Society and the American Diabetes Association.

AUTOGRAPHED MEMORABILIA DONATION PROGRAM

Each year, nearly 2,000 charitable organizations benefit from in-kind donations from the Tigers, including autographed memorabilia, unique experience packages and luxury suites.

TICKET DONATION PROGRAM

Each year the Tigers organization donates over 50,000 tickets to deserving charitable organizations throughout Michigan, northern Ohio and southern Ontario, Canada to allow deserving groups of Tigers fans the opportunity to enjoy Tigers baseball at Comerica Park.

DETROIT TIGERS ARMED FORCES GAME BALL DELIVERY

On select home games, the Detroit Tigers invite a member of the Armed Forces currently serving a tour of duty or recently returned from deployment to deliver the game ball to the pitcher's mound as a means to honor the dedication of the men and women who are currently serving our country. The service member is announced to Comerica Park and welcomed as the official game baseball is delivered to the pitcher's mound.



IN THE COMMUNITY



TIGERS IN THE COMMUNITY



WILLIE HORTON SCHOLARSHIP

The Tigers established the Willie Horton Scholarship in 2001, in honor of Willie Horton's accomplishments and contributions to the greater Detroit community. This scholarship, funded by the Detroit Tigers Foundation, is awarded annually to a graduating senior from Northwestern High School in Detroit, Horton's alma mater.

ORDONEZ FAMILY SCHOLARSHIP

Created by Tigers outfielder Magglio Ordonez and his wife Dagly, the Ordonez Family Scholarship awards an annual scholarship to a student from Southwest Detroit. Established in 2008, the Ordonez Family Scholarship is awarded to a graduating senior who shows strong community leadership and academic achievement.

EDUCATION AND SAFETY

The Detroit Tigers are proud to maintain a wide variety of programs focused on education and safety including Safety Patrol Day, Perfect Attendance Day, Gang Resistance Education and Training Day (G.R.E.A.T.) and the Jackie Robinson Memorial Art, Essay and Poetry Contest. Safety Patrol Day, a program in existence for nearly 50 years, awards Tigers tickets to students for their service to their classmates, while Perfect Attendance Day awards Tigers tickets to area middle school students with perfect attendance during a school semester. The G.R.E.A.T. program rewards students in the spring for setting goals and understanding how gangs and youth violence negatively impact their lives. The Detroit Tigers Jackie Robinson Art, Essay and Poetry Contest invites middle and high school students to create original poems, essays and works of art to honor the athlete who broke the barrier of segregation in baseball, and a social activist who fought for equal opportunities beyond the playing field.

PLAYER PARTICIPATION

The Player Participation program is the cornerstone of the Tigers community involvement. Each season, hundreds of charitable organizations benefit from the dedication of Tigers players and coaches. Tigers community participation includes reading with students, visiting youth groups, conducting baseball clinics, visiting hospitals, serving as chairmen or spokesmen for charitable organizations, autographing memorabilia for fundraising events and much more.

TIGERS WINTER CARAVAN

For a few special days each January, you won't find the Detroit Tigers at Comerica Park. The team, along with coaches, broadcasters and front office staff hit the road for the Tigers Winter Caravan to visit fans across the state of Michigan. The Tigers Winter Caravan is a series of community events designed to reconnect Tigers baseball with its local fan base. Simultaneously, the Tigers Winter Caravan aims to support numerous communities and Michigan-based organizations by linking Detroit Tigers players, coaches, broadcasters and members of the front office to charitable and noteworthy causes.



TIGERS DREAMS COME TRUE

Throughout the season, the Tigers grant the wishes of Tigers fans of all ages with special needs or life-threatening illness by inviting these fans and their families to watch batting practice from the field and meet a Tigers player or coach.

TIGERS WIVES

The Tigers Wives are not afraid to roll up their sleeves and make a real difference in our community. From participating in the Susan G. Komen Race for the Cure to serving lunch on the Salvation Army Bed and Bread Truck to brightening the days of patients being treated at local pediatric hospitals, the Tigers Wives enjoy supporting the community that cheers for their husbands.

MISCELLANEOUS INFORMATION





TIGERS 40-MAN ROSTER

2011 Detroit Tigers 40-Man Roster

Manager: Jim Leyland (10)

Coaches: Rafael Belliard (17), Tom Brookhous (61), Jeff Jones (51), Rick Knapp (52), Gene Lamont (22), Lloyd McClendon (8), Javair Gillet (00)

Director, Medical Services/Head Athletic Trainer: Kevin Rand

Assistant Trainers: Steve Carter, Doug Teter

NO.	PITCHERS (20)	B	T	HT.	WT.	BORN	BIRTHPLACE	RESIDENCE	2010 CLUB	W-L	ERA	G	GS	CG	SHO	SV	IP	H	AB	R	ER	BB	SO	AVG	ML SER.
62	Albuquerque, Alberto R	R	R	6-0	195	6-10-86	San Pedro de Macoris, DR	San Pedro de Macoris, DR	Tulsa	2-4	4.98	25	0	0	0	3	34.1	32	124	23	19	19	32	.268	
64	Below, Duane L	L	L	6-3	218	11-15-85	Britton, MI	Britton, MI	Erie	7-12	4.93	28	28	0	0	0	126.0	137	499	78	69	37	103	.275	
53	Benoit, Joaquin R	R	R	6-3	220	7-26-77	Santiago, DR	Santiago, DR	Durham	0-1	2.79	8	0	0	0	2	9.2	8	37	3	3	3	17	.216	
40	Coke, Phil L	L	L	6-1	210	7-19-82	Sonora, CA	Sonora, CA	Tampa Bay	1-2	1.34	63	0	0	0	1	60.1	30	204	10	9	11	75	.147	8,040
49	Furbush, Charlie L	L	L	6-5	215	4-11-86	South Portland, ME	South Portland, ME	Detroit	7-5	3.76	74	1	0	0	2	64.2	67	244	29	27	26	53	.275	2,028
43	Oliver, Andy L	L	L	6-3	210	12-3-87	Vermillion, OH	Vermillion, OH	Lakeland	4-5	3.39	13	13	0	0	0	77.0	68	297	35	29	14	109	.229	
44	Oliveros, Lester R	R	R	6-0	226	5-28-88	Maracay, VZ	Maracay, VZ	Erie	1-0	3.24	5	5	0	0	0	33.1	31	125	12	12	10	37	.248	
56	Ortega, Jose R	R	R	5-11	187	10-12-88	Caja Seca, VZ	Palmarito, VZ	Toledo	3-4	6.29	9	9	0	0	0	48.2	59	190	37	34	16	37	.311	
31	Penny, Brad R	R	R	6-4	230	5-24-78	Blackwell, OK	Coweta, OK	Erie	6-4	3.61	14	14	0	0	0	77.1	74	293	35	31	25	70	.263	
45	Perry, Ryan R	R	R	6-4	200	2-13-87	Pomona, CA	Maracay, VZ	Toledo	3-4	3.23	9	9	0	0	0	53.0	43	190	23	19	25	49	.226	
48	Porcello, Rick R	R	R	6-5	200	12-27-88	Morristown, NJ	Chester, NJ	Detroit	0-4	7.36	5	5	0	0	0	22.0	26	84	22	18	13	18	.310	0.025
37	Scherzer, Max R	R	R	6-3	220	7-27-84	St. Louis, MO	Chesterfield, MO	Erie	1-2	4.97	24	0	0	0	14	25.1	20	92	14	14	21	36	.217	
55	Schlereth, Daniel L	L	L	6-0	198	5-9-86	Anchorage, AK	Lone Tree, CO	West Michigan	0-3	4.56	18	0	0	0	1	25.2	28	102	14	13	17	22	.275	
36	Thomas, Brad L	L	L	6-4	234	10-12-77	Sydney, Australia	New South Wales, Australia	Lakeland	2-1	0.95	10	0	0	0	0	19.0	14	66	2	2	7	20	.212	
50	Turner, Jacob R	R	R	6-5	210	5-21-91	St. Charles, MO	St. Charles, MO	Erie	10-12	4.92	27	27	0	0	0	162.2	188	652	96	89	38	84	.288	1,170
46	Valverde, Jose R	R	R	6-4	254	3-24-78	San Pedro de Macoris, DR	Santo Domingo, DR	Toledo	12-11	3.50	31	31	0	0	0	195.2	174	712	84	76	70	184	.244	2,079
35	Verlander, Justin R	R	R	6-5	225	2-20-83	Manakin-Sabot, VA	Lakeland, FL	Detroit	2-0	0.60	2	2	0	0	0	15.0	4	48	1	1	2	17	.083	
60	Villarreal, Braylan R	R	R	6-0	170	5-10-87	La Guaira, VZ	Valencia, VZ	Detroit	1-3	2.37	38	0	0	0	1	18.2	20	74	7	6	10	19	.270	0.130
38	Weinhardt, Robbie R	R	R	6-2	205	12-9-85	Chicago, IL	Pearland, TX	Detroit	6-2	3.89	49	2	0	0	0	69.1	77	264	31	30	29	30	.292	2,056
54	Zumaya, Joel R	R	R	6-3	210	11-9-84	Chula Vista, CA	Windermere, FL	Lakeland	2-3	3.67	11	10	0	0	0	54.0	53	216	26	22	9	51	.245	
13	Avila, Alex L	L	R	5-11	210	1-29-87	Hialeah, FL	Pembroke Pines, FL	Erie	4-2	2.93	13	13	0	0	0	61.1	53	229	22	20	14	51	.231	
41	Martinez, Victor S	S	R	6-2	210	12-23-78	Ciudad Bolivar, VZ	Ciudad Bolivar, VZ	Connecticut#	2-2	2.58	31	0	0	0	1	38.1	32	140	13	11	11	34	.229	5,000
NO.	CATCHERS (2)	B	T	HT.	WT.	BORN	BIRTHPLACE	RESIDENCE	2010 CLUB	AVG	G	AB	R	H	TB	2B	3B	HR	RBI	BB	SO	SB	OBP	SLG	ML SER.
13	Avila, Alex L	L	R	5-11	210	1-29-87	Hialeah, FL	Pembroke Pines, FL	Detroit	.228	104	294	28	67	100	12	0	7	31	36	71	2	.316	.340	1,061
41	Martinez, Victor S	S	R	6-2	210	12-23-78	Ciudad Bolivar, VZ	Ciudad Bolivar, VZ	Boston	.302	127	493	64	149	243	32	1	20	79	40	52	1	.351	.493	7,114

TIGERS 40-MAN ROSTER



NO.	INFELDERS (12)	B	T	HT.	WT.	BORN	BIRTHPLACE	RESIDENCE	2010 CLUB	AVG	G	AB	R	H	TB	2B	3B	HR	RBI	BB	SO	SB	OBP	SLG	ML SER.	
24	Cabrera, Miguel	R	R	6-4	240	4-18-83	Maracay, VZ	Maracay, VZ	Detroit	.328	150	548	111	180	341	45	1	38	126	89	95	3	.420	.622	7,101	
18	Ciencio, Audy	R	R	6-3	195	6-16-87	San Pedro de Macoris, DR	San Pedro de Macoris, DR	Erie	.241	61	241	28	58	101	8	4	9	36	8	49	6	.264	.419		
9	Gullien, Carlos	S	R	6-1	213	9-30-75	Maracay, VZ	Aragua, VZ	Toledo	.000	1	3	0	0	0	0	0	0	0	0	0	0	0	.000	.000	
15	Inge, Brandon	R	R	5-11	188	5-19-77	Lynchburg, VA	Saline, MI	West Michigan#	.407	1	5	0	2	4	2	0	0	0	0	41	1	.327	.419	12,000	
19	Jorg, Cale	R	R	6-2	187	9-6-85	Toronto, Ontario	Knoxville, TN	Detroit	.247	144	514	47	127	204	28	5	13	70	54	134	4	.321	.397	9,109	
32	Kelly, Don	L	R	6-4	190	2-15-80	Butler, PA	Wexford, PA	Erie	.211	110	427	50	90	144	22	1	10	33	17	139	12	.248	.337		
27	Peralta, Jhonny	R	R	6-2	215	5-28-82	Santiago, DR	Santiago, DR	Cleveland	.246	91	334	37	82	130	23	0	9	27	8	42	3	.272	.374	1,149	
28	Rhymes, Will	L	R	5-9	155	4-1-83	Houston, TX	Sarasota, FL	Detroit	.253	57	217	23	55	86	7	0	8	38	21	34	0	.314	.386	6,118	
39	Santiago, Ramon	S	R	5-11	175	8-31-79	Las Matas de Farfan, DR	Las Matas de Farfan, DR	Toledo	.305	95	364	59	111	151	20	7	2	35	36	35	22	.370	.415	0,071	
20	Sizemore, Scott	R	R	6-0	185	1-4-85	Virginia Beach, VA	Chesapeake, VA	Detroit	.263	112	320	38	84	104	9	1	3	22	30	56	2	.337	.325	6,095	
33	Stieby, Ryan	R	R	6-5	235	8-9-85	Seattle, WA	Brier, WA	Toledo	.224	48	143	19	32	48	7	0	3	14	15	40	0	.296	.336	0,078	
29	Worth, Danny	R	R	6-1	185	9-30-85	Northridge, CA	Valencia, CA	Toledo	.245	76	290	29	71	116	15	0	10	49	33	85	1	.323	.400		
									Detroit	.287	45	164	18	47	58	5	0	2	18	10	29	12	.333	.364		
									Detroit	.255	39	106	10	27	38	5	0	2	8	6	13	1	.295	.358	0,141	
NO.	OUTFIELDERS (6)	B	T	HT.	WT.	BORN	BIRTHPLACE	RESIDENCE	2010 CLUB	AVG	G	AB	R	H	TB	2B	3B	HR	RBI	BB	SO	SB	OBP	SLG	ML SER.	
26	Boesch, Brennan	L	L	6-4	235	4-12-85	Santa Monica, CA	Los Angeles, CA	Toledo	.379	15	88	6	22	36	3	1	3	17	4	17	2	.455	.621		
14	Jackson, Austin	R	R	6-1	185	2-1-87	Denton, TX	Denton, TX	Detroit	.256	133	464	49	119	193	26	3	14	67	40	99	7	.320	.416	1,000	
30	Ordonez, Magglio	R	R	6-0	215	1-28-74	Caracas, VZ	Fort Lauderdale, FL	Detroit	.293	151	618	103	181	247	34	10	4	41	47	170	27	.345	.400	1,000	
25	Raburn, Ryan	R	R	6-0	185	4-17-81	Tampa, FL	Balm, FL	Toledo	.444	7	27	5	12	18	6	0	0	2	2	3	1	.483	.667	13,032	
34	Thomas, Clete	L	R	5-11	195	11-14-83	Jacksonville, FL	Tampa, FL	Detroit	.280	113	371	54	104	176	25	1	15	62	27	92	2	.340	.474	3,109	
57	Wells, Casper	R	R	6-2	210	11-23-84	Grand Rapids, MI	Schenectady, NY	Toledo	.183	21	71	14	13	29	2	1	4	13	12	32	9	.318	.408	1,027	
									Detroit	.233	103	387	56	90	187	22	6	21	46	34	111	7	.309	.483		
									Detroit	.323	36	93	14	30	50	6	1	4	17	6	19	0	.364	.538	0,050	



TIGERS NON-ROSTER INVITEES

2011 Detroit Tigers Non-Roster Invitees

NO.	PITCHERS (6)	B	T	HT.	WT.	BORN	BIRTHPLACE	RESIDENCE	2010 CLUB	WL	ERA	G	GS	CG	SHO	SV	IP	H	AB	R	ER	BB	SO	AVG	ML SER.
66	Bale, John	L	L	6-4	210	5-22-74	Cheverly, MD	Odessa, FL	Hiroshima	4-5	7.09	30	0	0	0	1	28.2	29	—	23	21	15	21	—	4,016
21	Gonzalez, Enrique	R	R	5-10	224	7-14-82	Bolivar, VZ	Bolivar, VZ	Toledo	0-3	3.41	12	11	1	1	0	66.0	69	262	29	25	16	54	.263	
59	Ni, Fu-Te	L	L	6-0	172	11-14-82	Pingtung County, Taiwan	Pingtung County, Taiwan	Toledo	0-1	3.81	18	0	0	0	0	26.0	21	89	11	11	17	13	.236	1,071
68	Oxspring, Chris	L	R	6-1	195	5-13-77	Ipswich, Australia	Rouse Hill, Australia	Did not pitch - injured	0-0	7.50	12	0	0	0	0	12.0	18	52	10	10	8	16	.346	
78	Wilk, Adam	L	L	6-2	181	12-9-87	Anaheim, CA	Buena Park, CA	Detroit	0-1	6.65	22	0	0	0	0	23.0	27	93	19	17	19	22	.290	1,015
79	Wise, Brendan	L	R	6-2	190	1-9-86	Perth, Australia	Wembro, Western Australia	Lakeland	9-5	3.01	24	24	1	0	0	143.2	139	556	58	48	19	100	.250	0,032
		L	L	6-2	181	12-9-87	Anaheim, CA	Buena Park, CA	Erie	2-0	1.14	3	3	0	0	0	23.2	10	78	3	3	5	14	.128	
		L	R	6-2	190	1-9-86	Perth, Australia	Wembro, Western Australia	Erie	2-0	1.44	15	0	0	0	4	25.0	14	89	6	4	11	17	.157	
		L	R	6-2	190	1-9-86	Perth, Australia	Wembro, Western Australia	Toledo	4-2	2.08	28	0	0	0	2	52.0	53	190	14	12	12	23	.279	
		L	R	6-2	190	1-9-86	Perth, Australia	Wembro, Western Australia	Toledo	4-2	2.08	28	0	0	0	2	52.0	53	190	14	12	12	23	.279	
		L	R	6-2	190	1-9-86	Perth, Australia	Wembro, Western Australia	Toledo	4-2	2.08	28	0	0	0	2	52.0	53	190	14	12	12	23	.279	
		L	R	6-2	190	1-9-86	Perth, Australia	Wembro, Western Australia	Toledo	4-2	2.08	28	0	0	0	2	52.0	53	190	14	12	12	23	.279	
		L	R	6-2	190	1-9-86	Perth, Australia	Wembro, Western Australia	Toledo	4-2	2.08	28	0	0	0	2	52.0	53	190	14	12	12	23	.279	
		L	R	6-2	190	1-9-86	Perth, Australia	Wembro, Western Australia	Toledo	4-2	2.08	28	0	0	0	2	52.0	53	190	14	12	12	23	.279	
		L	R	6-2	190	1-9-86	Perth, Australia	Wembro, Western Australia	Toledo	4-2	2.08	28	0	0	0	2	52.0	53	190	14	12	12	23	.279	
		L	R	6-2	190	1-9-86	Perth, Australia	Wembro, Western Australia	Toledo	4-2	2.08	28	0	0	0	2	52.0	53	190	14	12	12	23	.279	
		L	R	6-2	190	1-9-86	Perth, Australia	Wembro, Western Australia	Toledo	4-2	2.08	28	0	0	0	2	52.0	53	190	14	12	12	23	.279	
		L	R	6-2	190	1-9-86	Perth, Australia	Wembro, Western Australia	Toledo	4-2	2.08	28	0	0	0	2	52.0	53	190	14	12	12	23	.279	
		L	R	6-2	190	1-9-86	Perth, Australia	Wembro, Western Australia	Toledo	4-2	2.08	28	0	0	0	2	52.0	53	190	14	12	12	23	.279	
		L	R	6-2	190	1-9-86	Perth, Australia	Wembro, Western Australia	Toledo	4-2	2.08	28	0	0	0	2	52.0	53	190	14	12	12	23	.279	
		L	R	6-2	190	1-9-86	Perth, Australia	Wembro, Western Australia	Toledo	4-2	2.08	28	0	0	0	2	52.0	53	190	14	12	12	23	.279	
		L	R	6-2	190	1-9-86	Perth, Australia	Wembro, Western Australia	Toledo	4-2	2.08	28	0	0	0	2	52.0	53	190	14	12	12	23	.279	
		L	R	6-2	190	1-9-86	Perth, Australia	Wembro, Western Australia	Toledo	4-2	2.08	28	0	0	0	2	52.0	53	190	14	12	12	23	.279	
		L	R	6-2	190	1-9-86	Perth, Australia	Wembro, Western Australia	Toledo	4-2	2.08	28	0	0	0	2	52.0	53	190	14	12	12	23	.279	
		L	R	6-2	190	1-9-86	Perth, Australia	Wembro, Western Australia	Toledo	4-2	2.08	28	0	0	0	2	52.0	53	190	14	12	12	23	.279	
		L	R	6-2	190	1-9-86	Perth, Australia	Wembro, Western Australia	Toledo	4-2	2.08	28	0	0	0	2	52.0	53	190	14	12	12	23	.279	
		L	R	6-2	190	1-9-86	Perth, Australia	Wembro, Western Australia	Toledo	4-2	2.08	28	0	0	0	2	52.0	53	190	14	12	12	23	.279	
		L	R	6-2	190	1-9-86	Perth, Australia	Wembro, Western Australia	Toledo	4-2	2.08	28	0	0	0	2	52.0	53	190	14	12	12	23	.279	
		L	R	6-2	190	1-9-86	Perth, Australia	Wembro, Western Australia	Toledo	4-2	2.08	28	0	0	0	2	52.0	53	190	14	12	12	23	.279	
		L	R	6-2	190	1-9-86	Perth, Australia	Wembro, Western Australia	Toledo	4-2	2.08	28	0	0	0	2	52.0	53	190	14	12	12	23	.279	
		L	R	6-2	190	1-9-86	Perth, Australia	Wembro, Western Australia	Toledo	4-2	2.08	28	0	0	0	2	52.0	53	190	14	12	12	23	.279	
		L	R	6-2	190	1-9-86	Perth, Australia	Wembro, Western Australia	Toledo	4-2	2.08	28	0	0	0	2	52.0	53	190	14	12	12	23	.279	
		L	R	6-2	190	1-9-86	Perth, Australia	Wembro, Western Australia	Toledo	4-2	2.08	28	0	0	0	2	52.0	53	190	14	12	12	23	.279	
		L	R	6-2	190	1-9-86	Perth, Australia	Wembro, Western Australia	Toledo	4-2	2.08	28	0	0	0	2	52.0	53	190	14	12	12	23	.279	
		L	R	6-2	190	1-9-86	Perth, Australia	Wembro, Western Australia	Toledo	4-2	2.08	28	0	0	0	2	52.0	53	190	14	12	12	23	.279	
		L	R	6-2	190	1-9-86	Perth, Australia	Wembro, Western Australia	Toledo	4-2	2.08	28	0	0	0	2	52.0	53	190	14	12	12	23	.279	
		L	R	6-2	190	1-9-86	Perth, Australia	Wembro, Western Australia	Toledo	4-2	2.08	28	0	0	0	2	52.0	53	190	14	12	12	23	.279	
		L	R	6-2	190	1-9-86	Perth, Australia	Wembro, Western Australia	Toledo	4-2	2.08	28	0	0	0	2	52.0	53	190	14	12	12	23	.279	
		L	R	6-2	190	1-9-86	Perth, Australia	Wembro, Western Australia	Toledo	4-2	2.08	28	0	0	0	2	52.0	53	190	14	12	12	23	.279	
		L	R	6-2	190	1-9-86	Perth, Australia	Wembro, Western Australia	Toledo	4-2	2.08	28	0	0	0	2	52.0	53	190	14	12	12	23	.279	
		L	R	6-2	190	1-9-86	Perth, Australia	Wembro, Western Australia	Toledo	4-2	2.08	28	0	0	0	2	52.0	53	190	14	12	12	23	.279	
		L	R	6-2	190	1-9-86	Perth, Australia	Wembro, Western Australia	Toledo	4-2	2.08	28	0	0	0	2	52.0	53	190	14	12	12	23	.279	
		L	R	6-2	190	1-9-86	Perth, Australia	Wembro, Western Australia	Toledo	4-2	2.08	28	0	0	0	2	52.0	53	190	14	12	12	23	.279	
		L	R	6-2	190	1-9-86	Perth, Australia	Wembro, Western Australia	Toledo	4-2	2.08	28	0	0	0	2	52.0	53	190	14	12	12	23	.279	
		L	R	6-2	190	1-9-86	Perth, Australia	Wembro, Western Australia	Toledo	4-2	2.08	28	0	0	0	2	52.0	53	190	14	12	12	23	.279	
		L	R	6-2	190	1-9-86	Perth, Australia	Wembro, Western Australia	Toledo	4-2	2.08	28	0	0	0	2	52.0	53	190	14	12	12	23	.279	
		L	R	6-2	190	1-9-86	Perth, Australia	Wembro, Western Australia	Toledo	4-2	2.08	28	0	0	0	2	52.0	53	190	14	12	12	23	.279	
		L	R	6-2	190	1-9-86	Perth, Australia	Wembro, Western Australia	Toledo	4-2	2.08	28	0	0	0	2	52.0	53	190	14	12	12	23	.279	
		L	R	6-2	190	1-9-86	Perth, Australia	Wembro, Western Australia	Toledo	4-2	2.08	28	0	0	0	2	52.0	53	190	14	12	12	23	.279	
		L	R	6-2	190	1-9-86	Perth, Australia	Wembro, Western Australia	Toledo	4-2	2.08	28	0	0	0	2	52.0	53	190	14	12	12	23	.279	
		L	R	6-2	190	1-9-86	Perth, Australia	Wembro, Western Australia	Toledo	4-2	2.08	28	0	0	0	2	52.0	53	190	14	12	12	23	.279	
		L	R	6-2	190	1-9-86	Perth, Australia	Wembro, Western Australia	Toledo	4-2	2.08	28	0	0	0	2	52.0	53	190	14	12	12	23	.279	
		L	R	6-2	190	1-9-86	Perth, Australia	Wembro, Western Australia	Toledo	4-2	2.08	28	0	0	0	2	52.0	53	190	14	12	12	23	.279	
		L	R	6-2	190	1-9-86	Perth, Australia	Wembro, Western Australia	Toledo	4-2	2.08	28	0	0	0	2	52.0	53	190	14	12	12	23	.279	
		L	R	6-2	190	1-9-86	Perth, Australia	Wembro, Western Australia	Toledo	4-2	2.08	28	0	0	0	2	52.0	53	190	14	12	12	23	.279	
		L	R	6-2	190	1-9-86	Perth, Australia	Wembro, Western Australia	Toledo	4-2	2.08	28	0	0	0	2	52.0	53	190	14	12	12	23	.279	
		L	R	6-2	190	1-9-86	Perth, Australia	Wembro, Western Australia	Toledo	4-2	2.08	28													

TIGERS SPRING TRAINING ROSTER



ALPHABETICAL		NUMERICAL		POSITIONAL	
Albuquerque, Alberto, rhp	62	8	McClendon, Lloyd, coach	MANAGER	
Avila, Alex, c+	13	9	Guillen, Carlos, inf#	Leyland, Jim	10
Bale, John, lhp	*66	10	Leyland, Jim, manager	COACHES (6)	
Belliard, Rafael, coach	17	13	Avila, Alex, c+	Belliard, Rafael	17
Below, Duane, lhp	64	14	Jackson, Austin, of	Brookens, Tom	61
Benoit, Joaquin, rhp	53	15	Inge, Brandon, inf	Jones, Jeff	51
Boesch, Brennan, of+	26	17	Belliard, Rafael, coach	Knapp, Rick	52
Brantly, Rob, c+	*71	18	Ciriaco, Audy, inf	Lamont, Gene	22
Brookens, Tom, coach	61	19	Iorg, Cale, inf	McClendon, Lloyd	8
Cabrera, Miguel, inf	24	20	Sizemore, Scott, inf	PITCHERS (26)	
Ciriaco, Audy, inf	18	*21	Gonzalez, Enrique, rhp	Albuquerque, Alberto, rhp	62
Coke, Phil, lhp	40	22	Lamont, Gene, coach	Bale, John, lhp	*66
Diaz, Argenis, inf	*70	24	Cabrera, Miguel, inf	Below, Duane, lhp	64
Dirks, Andy, of+	*72	25	Raburn, Ryan, of	Benoit, Joaquin, rhp	53
Douglas, Brandon, inf	*73	26	Boesch, Brennan, of+	Coke, Phil, lhp	40
Furbush, Charlie, lhp	49	27	Peralta, Jhonny, inf	Furbush, Charlie, lhp	49
Garcia, Avisail, of	*75	28	Rhymes, Will, inf+	Gonzalez, Enrique, rhp	*21
Gonzalez, Enrique, rhp	*21	29	Worth, Danny, inf	Ni, Fu-Te, lhp	*59
Guez, Ben, of	*80	30	Ordonez, Magglio, of	Oliver, Andy, lhp	43
Guillen, Carlos, inf#	9	31	Penny, Brad, rhp	Oliveros, Lester, rhp	44
Holaday, Bryan, c	*76	32	Kelly, Don, inf/of+	Ortega, Jose, rhp	56
Inge, Brandon, inf	15	33	Strieby, Ryan, inf/of	Oxspring, Chris, rhp	*68
Iorg, Cale, inf	19	34	Thomas, Clete, of+	Penny, Brad, rhp	31
Jackson, Austin, of	14	35	Verlander, Justin, rhp	Perry, Ryan, rhp	45
Jones, Jeff, coach	51	36	Thomas, Brad, lhp	Porcello, Rick, rhp	48
Kelly, Don, inf/of+	32	37	Scherzer, Max, rhp	Scherzer, Max, rhp	37
Knapp, Rick, coach	52	38	Weinhardt, Robbie, rhp	Schlereth, Daniel, lhp	55
Lamont, Gene, coach	22	39	Santiago, Ramon, inf#	Thomas, Brad, lhp	36
Leyland, Jim, manager	10	40	Coke, Phil, lhp	Turner, Jacob, rhp	50
Leyland, Patrick, c	*77	41	Martinez, Victor, c#	Valverde, Jose, rhp	46
Martinez, Victor, c#	41	43	Oliver, Andy, lhp	Verlander, Justin, rhp	35
McClendon, Lloyd, coach	8	44	Oliveros, Lester, rhp	Villarreal, Brayan, rhp	60
Murrian, John, c	*74	45	Perry, Ryan, rhp	Weinhardt, Robbie, rhp	38
Ni, Fu-Te, lhp	*59	46	Valverde, Jose, rhp	Wilk, Adam, lhp	*78
Oliver, Andy, lhp	43	48	Porcello, Rick, rhp	Wise, Brendan, rhp	*79
Oliveros, Lester, rhp	44	49	Furbush, Charlie, lhp	Zumaya, Joel, rhp	54
Ordonez, Magglio, of	30	50	Turner, Jacob, rhp	CATCHERS (8)	
Ortega, Jose, rhp	56	51	Jones, Jeff, coach	Avila, Alex+	13
Oxspring, Chris, rhp	*68	52	Knapp, Rick, coach	Brantly, Rob+	*71
Penny, Brad, rhp	31	53	Benoit, Joaquin, rhp	Holaday, Bryan	*76
Peralta, Jhonny, inf	27	54	Zumaya, Joel, rhp	Leyland, Patrick	*77
Perry, Ryan, rhp	45	55	Schlereth, Daniel, lhp	Martinez, Victor#	41
Porcello, Rick, rhp	48	56	Ortega, Jose, rhp	Murrian, John	*74
Raburn, Ryan, of	25	57	Wells, Casper, of	Santos, Omir	*67
Rhymes, Will, inf+	28	*59	Ni, Fu-Te, lhp	St. Pierre, Max	*63
Santiago, Ramon, inf#	39	60	Villarreal, Brayan, rhp	INFIELDERS (15)	
Santos, Omir, c	*67	61	Brookens, Tom, coach	Cabrera, Miguel	24
Scherzer, Max, rhp	37	62	Albuquerque, Alberto, rhp	Ciriaco, Audy	18
Schlereth, Daniel, lhp	55	*63	St. Pierre, Max, c	Diaz, Argenis	*70
Sizemore, Scott, inf	20	64	Below, Duane, lhp	Douglas, Brandon	*73
St. Pierre, Max, c	*63	*65	Thorman, Scott, inf+	Guillen, Carlos#	9
Strieby, Ryan, inf/of	33	*66	Bale, John, lhp	Inge, Brandon	15
Thomas, Brad, lhp	36	*67	Santos, Omir, c	Iorg, Cale	19
Thomas, Clete, of+	34	*68	Oxspring, Chris, rhp	Kelly, Don+	32
Thorman, Scott, inf+	*65	*70	Diaz, Argenis, inf	Kelly, Don+	32
Turner, Jacob, rhp	50	*71	Brantly, Rob, c+	Peralta, Jhonny	27
Valverde, Jose, rhp	46	*72	Dirks, Andy, of+	Rhymes, Will+	28
Verlander, Justin, rhp	35	*73	Douglas, Brandon, inf	Santiago, Ramon#	39
Villarreal, Brayan, rhp	60	*74	Murrian, John, c	Sizemore, Scott	20
Weinhardt, Robbie, rhp	38	*75	Garcia, Avisail, of	Strieby, Ryan	33
Wells, Casper, of	57	*76	Holaday, Bryan, c	Thorman, Scott+	*65
Wilk, Adam, lhp	*78	*77	Leyland, Patrick, c	Worth, Danny	29
Wise, Brendan, rhp	*79	*78	Wilk, Adam, lhp	OUTFIELDERS (9)	
Worth, Danny, inf	29	*79	Wise, Brendan, rhp	Boesch, Brennan+	26
Zumaya, Joel, rhp	54	*80	Guez, Ben, of	Dirks, Andy+	*72
				Garcia, Avisail	*75
				Guez, Ben	*80
				Jackson, Austin	14
				Ordonez, Magglio	30
				Raburn, Ryan	25
				Thomas, Clete+	34
				Wells, Casper	57

* - non-roster invitee
 + - lefthanded hitter
 # - switch-hitter

TigersTM Everywhere

News, Stats, Scores

Get all the info you need to stay on top of the Tigers in 2011.

Tickets

Find season ticket packages, single games, promos, giveaways and more.



Shop

Buy your favorite Tigers gear and collectibles at the Official online Shop.

Watch Online

Catch Tigers games online LIVE or on demand with a subscription to MLB.TV[®] or MLB.TV Premium (blackout restrictions apply).

Mobile

Follow all the action with real-time scores, LIVE audio, in-game highlights and more on your smart phone with MLB.com At Bat[™] 2011, available for various mobile devices and on your PC.

tigers.comTM



Tigers shop

MLB.TV

MLB.com

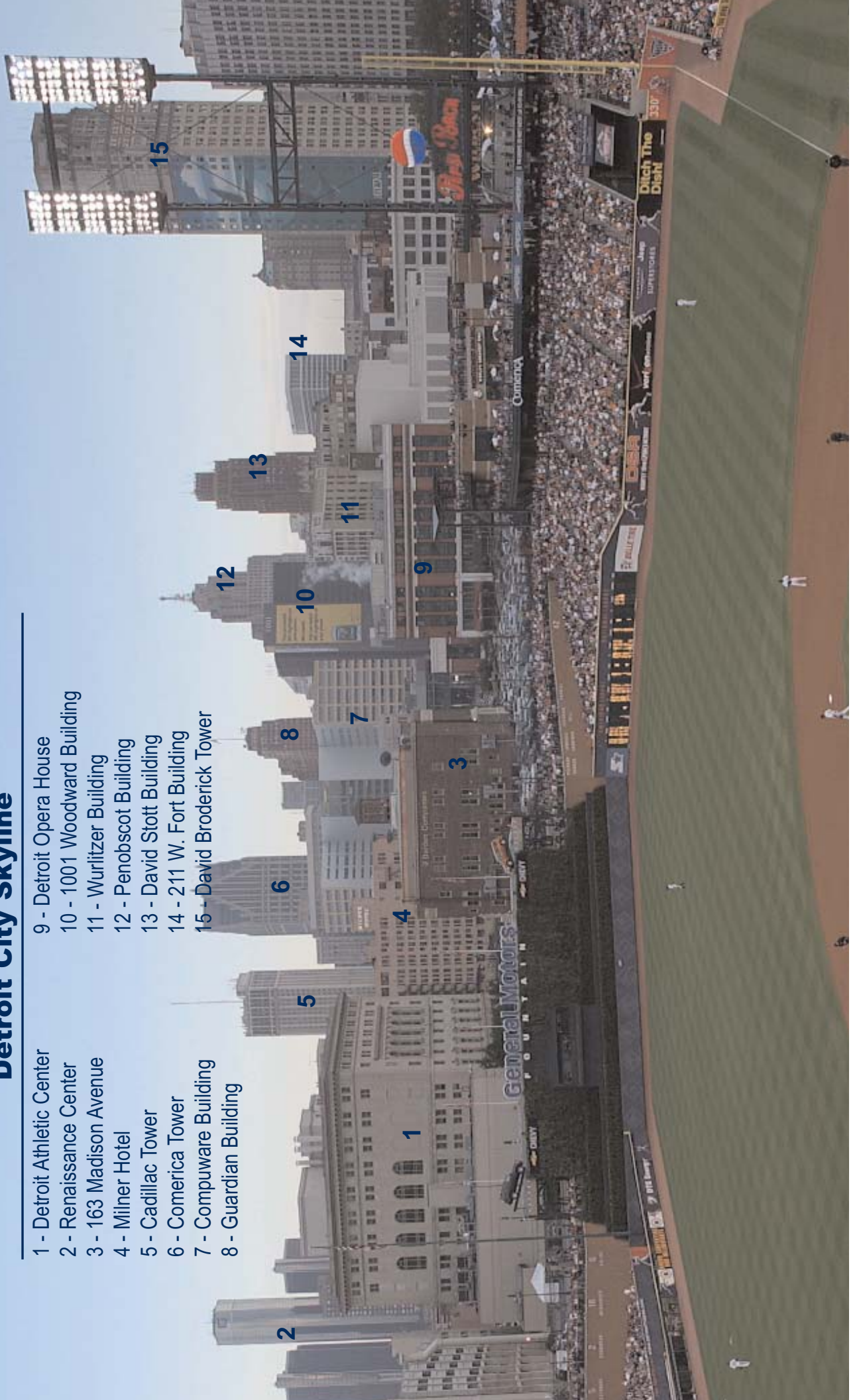
MLB.com/mobile



At Bat

Detroit City Skyline

- 1 - Detroit Athletic Center
- 2 - Renaissance Center
- 3 - 163 Madison Avenue
- 4 - Milner Hotel
- 5 - Cadillac Tower
- 6 - Comerica Tower
- 7 - Compuware Building
- 8 - Guardian Building
- 9 - Detroit Opera House
- 10 - 1001 Woodward Building
- 11 - Wurlitzer Building
- 12 - Penobscot Building
- 13 - David Stott Building
- 14 - 211 W. Fort Building
- 15 - David Broderick Tower





2011 TIGERS SCHEDULE

MARCH/APRIL

SUN	MON	TUE	WED	THU	FRI	SAT
				31 NYY	1	2 NYY
				1:05		1:05
3 NYY	4 BAL	5	6 BAL	7 BAL	8 KC	9 KC
1:05	3:05		7:05	7:05	3:05	4:10
10 KC	11 TEX	12 TEX	13 TEX	14 OAK	15 OAK	16 OAK
1:05	1:05	1:05	1:05	10:07	10:07	4:07
17 OAK	18 SEA	19 SEA	20 SEA	21	22 CWS	23 CWS
4:07	10:10	10:10	3:40		7:05	4:10
24 CWS	25	26 SEA	27 SEA	28 SEA	29 CLE	30 CLE
1:05		7:05	7:05	1:05	7:05	6:05

MAY

SUN	MON	TUE	WED	THU	FRI	SAT
1 CLE	2 NYY	3 NYY	4 NYY	5 NYY	6 TOR	7 TOR
1:05	7:05	7:05	7:05	1:05	7:07	4:07
8 TOR	9 TOR	10 MIN	11 MIN	12	13 KC	14 KC
1:07	7:07	8:10	1:10		7:05	4:10
15 KC	16 TOR	17 TOR	18 BOS	19 BOS	20 PIT	21 PIT
1:05	7:05	7:05	7:10	7:10	7:05	7:05
22 PIT	23 TB	24 TB	25 TB	26 BOS	27 BOS	28 BOS
1:35	7:05	7:05	1:05	1:05	7:05	7:10
29 BOS	30 MIN	31 MIN				
1:05	1:05	7:05				

JUNE

SUN	MON	TUE	WED	THU	FRI	SAT
			1 MIN	2	3 CWS	4 CWS
			7:05		8:10	7:10
5 CWS	6 TEX	7 TEX	8 TEX	9 SEA	10 SEA	11 SEA
2:10	8:05	8:05	8:05	7:05	7:05	7:05
12 SEA	13	14 CLE	15 CLE	16 CLE	17 COL	18 COL
1:05		7:05	7:05	1:05	8:40	8:10
19 COL	20 LAD	21 LAD	22 LAD	23	24 ARI	25 ARI
3:10	10:10	10:10	3:10		7:05	7:05
26 ARI	27	28 NYM	29 NYM	30 NYM		
1:05		7:05	7:05	1:05		

JULY

SUN	MON	TUE	WED	THU	FRI	SAT
					1 SF	2 SF
					7:05	7:05
3 SF	4 LAA	5 LAA	6 LAA	7 KC	8 KC	9 KC
1:05	10:05	10:05	3:35	8:10	8:10	7:10
10 KC	11	12	13	14	15 CWS	16 CWS
2:10		ALL-STAR GAME (ARZ)			7:05	4:10
17 CWS	18	19 OAK	20 OAK	21 MIN	22 MIN	23 MIN
1:05		7:05	7:05	8:10	8:10	4:10
24 MIN	25 CWS	26 CWS	27 CWS	28 LAA	29 LAA	30 LAA
4:10	8:10	8:10	2:10	1:05	7:05	4:10
31 LAA						
1:05						

AUGUST

SUN	MON	TUE	WED	THU	FRI	SAT
	1	2 TEX	3 TEX	4 TEX	5 KC	6 KC
		7:05	7:05	1:05	8:10	7:10
7 KC	8	9 CLE	10 CLE	11 CLE	12 BAL	13 BAL
2:10		7:05	7:05	7:05	7:05	7:05
14 BAL	15 MIN	16 MIN	17 MIN	18	19 CLE	20 CLE
1:35	7:05	7:05	7:05		7:05	7:05
21 CLE	22 TB	23 TB	24 TB	25 TB	26 MIN	27 MIN
1:05	7:10	7:10	7:10	1:10	8:10	4:10
28 MIN	29 KC	30 KC	31 KC			
2:10	7:05	7:05	1:05			

SEPTEMBER

SUN	MON	TUE	WED	THU	FRI	SAT
				1	2 CWS	3 CWS
					7:05	4:10
4 CWS	5 CLE	6 CLE	7 CLE	8	9 MIN	10 MIN
1:05	1:05	7:05	12:05		7:05	4:10
11 MIN	12 CWS	13 CWS	14 CWS	15 OAK	16 OAK	17 OAK
1:05	8:10	8:10	2:10	10:07	10:07	4:07
18 OAK	19	20 KC	21 KC	22 BAL	23 BAL	24 BAL
4:07		8:10	8:10	7:05	7:05	7:05
25 BAL	26 CLE	27 CLE	28 CLE	29	30	
1:05	7:05	7:05	7:05			